

Seating

Effective January 2017
Revised March 2017



PRICE LIST
seating



think global

THE GLOBAL EDGE

ERGONOMICS IN THE TOTAL OFFICE

- One stop shopping for a full range of office furniture.
- Seating, desks, tables, files, modular furniture, panels and accessories.
- Ergonomics, competitive pricing and built-in value.

STRENGTH AND STABILITY

- Established in 1966.
- One of North America's largest office furniture manufacturers.
- Manufacturing and showrooms worldwide.

QUICK SHIP - INSTOCK

- Thousands of products available in a 2 day quickship program.
- Hundreds of products in stock for immediate delivery.

STRONG LOCAL REPRESENTATION

- Service and expert advice where you are, when you need it!

MANUFACTURING CAPABILITY

- Vertical integration ensures "start to finish" control.
- Ongoing research and investment in new, innovative production technology.

QUALITY ASSURANCE

- Quality Assurance Program is qualified by C.G.S.B. ISO9001 standards.
- On-site furniture testing facility.
- Product and components are tested to meet or exceed ANSI/BIFMA standards.

ENVIRONMENTAL COMMITMENT

- Continuous development of "earth friendly" programs.
- One of the first molded foam manufacturers to create ozone friendly, CFC and HFC-free process.
- Seat and back pans are made from recyclable plastics and wood waste, enabling little waste and cost effective products.

SYMBOL IDENTIFICATION

Each seating product with an RTA code identifies the assembly requirements.

RTA 00 FULLY ASSEMBLED

RTA 1 SIMPLE ASSEMBLY (No Tools Required)

Parts to Install:

- Casters
- Base
- Pneumatic Cylinder/Cover can

RTA 2 MODEST ASSEMBLY (Tools Supplied, if necessary)

Parts to Install:

- Casters
- Base
- Pneumatic Cylinder/Cover can
- Back

RTA 4 MODERATE ASSEMBLY (Tools Supplied)

Parts to Install:

- Casters
- Base
- Pneumatic Cylinder/Cover can
- Back
- Armrest

RTA 8 FULL ASSEMBLY (Tools Supplied)

Parts to Install:

- Casters
- Base
- Pneumatic Cylinder/Cover can
- Back
- Armrest
- Mechanism



Global's Certified Products are in compliance with the stringent emission guidelines set by the GREENGUARD Environmental Institute and include all Upholstered Seating. To obtain a GREENGUARD or GREENGUARD Gold Certificate for any product, please go to the Environmental Commitment section on our website www.globalfurnituregroup.com and click on "GREENGUARD".



level™ certification, based on the ANSI/BIFMA e3-2012 furniture sustainability standard, sets furniture manufacturers on a path toward greater sustainability over time. Based on environmental and social criteria set forth in the standard, a product's entire supply chain is assessed.

Certification assessment includes an evaluation of specific corporate policies and guidelines and an assessment of associated company manufacturing facilities. Products must meet quantifiable milestones of environmental and social performance at every step of development.

The quantitative assessment addresses four categories: material use, energy and atmosphere impacts, human and ecosystem health and social responsibility.

Manufacturers earn points in each of the four categories. The level™ brand and its numeric rating of 1, 2 or 3 indicate what threshold of certification a product has achieved. level™ 3 is the highest rating.



All products with this designation are suitable for UPS shipment throughout the United States.

TABLE OF CONTENTS

A

Academic Classroom.....	362-366
Academic Task	367-370
Alero.....	20-25
Arno & Arno Deluxe	25-26
Arti.....	27
Arturo	28
Aspen	29-30
Auburn.....	31

B

Bakhita.....	152-153
Ballara	240-248
Beach.....	154
Beacon.....	32-33
Beam Seating.....	155-164
Braden.....	249-251
Bridges II Collaborative Seating	252-258

C

Camino	259-263
Caprice	165-166
Citi & Citi Square	264-280
Comet.....	167-170
Concorde	34-35
Concorde Executive 24HR.....	347

D

Dawson Tables.....	281
Dexter & Dexter Plus.....	348-349
Diplomat.....	36, 171
Duet.....	171-185

E

Echo.....	37
Enterprise.....	38-42

F

File Buddy.....	186
Finch	187
Flexon.....	188-189

G

G20.....	43
Galaxy Plus.....	189
Global Accord.....	44-46
Goal	46-48
Graham.....	48
Granada.....	49-53
Granada TS.....	342-343
Granada Deluxe.....	54-58
Granada Deluxe TS	341
Granada with Schukra Lumbar.....	59
Graphic.....	60-62

I

Industrial	371-376
Industrial ESD.....	377-380
Industrial Clean Room.....	381-385
Industrial Anti-Microbial.....	386-388
Industrial Wipe Down	389-391
Islands	190

J

Jarvis.....	282
Jeo.....	283-285

K

Kate.....	63
Key.....	191

L

Layne	192-193
Lite.....	193-197
Loover.....	64-67
Luray.....	68-69
Lux.....	286-287

M

Malaga	70-73
Malaga TS.....	341
Mallorca.....	74-76
Mallorca TS.....	342
Marche	197-199
Max	77
Maxima II	349
Mayne	197
Mirage.....	78
ML	288-289
ML Park	290

N

Novello.....	79-81
--------------	-------

O

ObusForme	82-83
ObusForme Comfort & XL.....	84-91
ObusForme Comfort TS.....	344-345
ObusForme Executive & Jr.....	92 & 93
Orion.....	291

P

Popcorn.....	200-203
Prairie	292
Priority.....	94-95

R

Rest	204-206
River & River HT.....	293-318
Robust	350
Roma	96-99
Roma Nester	207-208

S

Savoir	209
Saxon.....	351
Scale 1, 2, 3.....	100
Shadow	101
Sidero	210-213
Sirena	319-331
Softcurve.....	102-105
Solar.....	106
Solo	107-108
Sonic.....	214-227
Spree.....	109-110
Stamina +.....	352
Supra.....	111-112
Supra X.....	113-115
Synopsis	116-118

T

Tamiri.....	119-121
Traditional	122-125, 332
Triumph.....	126
Troy.....	127
Truform	128-131
Truform TS.....	345
Twilight.....	228-230
Tye	132-135

V

Vaughan	231
Vion.....	135-145
Vion Guest.....	232-236
Vion TS.....	351-352

W

Weev	145-148
Wind & Wind Linear.....	333-339

Y

Yorkdale.....	148-149
Yorkdale TS	346

Z

Zoma.....	237
Zoocy.....	238

REFERENCES/PROGRAMS

How to Order Seating	4
Seating by Category Types.....	5-11
Suggested Applications by Series	12-13
Ergonomic Features and Benefits.....	14
Mechanism Adjustments	15
2 Day Lightning.....	16-17
Arm Selections	356-358
Caster Selections	359
Cylinder Selections	360
COM Authorization	400
Think Global-Think Green	401
Specialty Seating	362-393
Textiles & Finishes	395-399
Terms/Conditions/Warranty.....	402-405

HOW TO ORDER SEATING



5451-3

MODEL NUMBER

+



MD

MECHANISM OPTION

+



BK

FRAME FINISH

+



AX27

FABRIC CODE

FABRIC CHAIR EXAMPLE

If there are any options for the chair they would be inserted between the Model Number with Arm Style and Frame Finish. For example (see above):

5451-3 BK AX27

This would be the **Tuform Medium Back Multi-Tilter** with standard Height Adjustable Arms and Multi-Tilter. Black Frame **BK** and Oxygen fabric in Axis, Noir **AX27**, complete the chair.

LEATHER CHAIR EXAMPLE

If there are any options for the chair they would be inserted between the Model Number and Frame Finish. When ordering Leather Chairs you **MUST** include the Mock Leather color (for Grade 7). For example:

3966 BK 450/550

This would be the Troy High Back Tilter (with upholstered open arms) **3966** with, Black Frame **BK** and **450** Black Leather & **550** Black Mock Leather combination.

















CHAIR SAFETY TIPS

Common sense guidelines to ensure that your Global chair will provide many years of comfort and service in a safe and productive environment:

- Always read and follow assembly instructions. Make sure that all of the pieces of your Global chair are installed in the proper order to ensure structural integrity.
- Ensure that chair casters are fully inserted into the base of the unit.
- Inspect your chair for loose or worn parts at least once a year.
- Always keep the base of your chair completely on the floor.
- Most Global chairs are equipped with casters for use on carpeted surfaces. Other flooring surfaces may require different casters.
- Speak to your Global Sales Representative or refer to the Casters Section of this Price Book for appropriate custom selections.
- Many Global office chairs are equipped with tilt tension controls on the seating mechanism. The tension control compensates for different body weights and postures. Always ensure that the control is properly adjusted for a smooth and controlled tilt motion. Your Global Sales Representative can demonstrate the proper use of all the adjustments on your office chair.
- Do not stand on your Global chair or sit on the arms of your chair.
- Do not put electrical appliances on chairs. Even fire retardant fabrics can be damaged when exposed to direct heat or flame.
- Choose the right chair for your work environment. Global offers a full line of Intensive Use, Multi-Shift and Specialized chairs for environments with demanding health or safety requirements. Your Global Sales Representative is trained to help you make the right choice for your workplace.





Task

 Alero..... 20-25	 Granada with Schukra Lumbar59	 Shadow101
 Arti27	 Graphic..... 60-62	 Spree..... 109-110
 Aspen..... 28-30	 Loover..... 64-67	 Supra X..... 113-115
 Echo.....37	 Malaga..... 73-76	 Synopsis 116-118
 Enterprise..... 38-42	 Mallorca..... 77-79	 Triumph126
 G20.....43	 Novello..... 79-81	 Truform..... 128-131
 Goal..... 46-48	 ObusForme 82-83	 Tye..... 132-134
 Graham.....48	 ObusForme Comfort 84-91	 Vion..... 135-145
 Granada..... 49-53	 Roma 96-99	 Weev..... 145-147
 Granada Deluxe 54-58	 Scale 1, 2, 3100	 Yorkdale 148-149

SEATING BY CATEGORY TYPE

Conference/Management

	Arno & Arno Deluxe..... 25-26		Kate.....63		Solar.....106
	Arturo.....28		Luray..... 68-69		Solo..... 107-108
	Beacon..... 32-33		Max.....77		Supra..... 111-112
	Diplomat.....36		Mirage.....81		Synopsis..... 116-118
	Enterprise..... 38-42		Priority..... 89-90		Tamiri 119-121
	Global Accord..... 48-50		Roma 96-99		Traditional 122-125
	Graphic..... 60-62		Softcurve..... 97-100		Troy.....127
	Jeo 281-283				

Executive



Arno & Arno Deluxe..... 25-26



Arturo 28



Auburn..... 31



Beacon 32-33



Concorde..... 34-35



Global Accord..... 44-46



Luray..... 68-69



Mirage..... 78



Priority..... 94-95



Softcurve..... 102-105



Tamiri 119-121



Traditional 122-125



Troy..... 127

Drafting Stools



Aspen 28-30



Global Accord..... 44-46



Goal..... 46-48



Granada..... 49-53



Granada Deluxe 54-58



Graphic..... 60-62



Loover..... 64-67



Malaga..... 70-73



Mallorca..... 74-76



Novello..... 79-81



ObusForme Comfort & XL 84-91



Roma 96-99



Solar 106



Synopsis..... 116-118



Truform..... 128-131



Tye..... 132-134



Vion 135-145



Weev 145-147















SEATING BY CATEGORY TYPE



Stacking

 Bakhita..... 152-153	 Galaxy Plus..... 190	 Sonic..... 214-227
 Comet..... 167-169	 Key..... 191	 Vaughan..... 231
 Duet..... 171-185	 Popcorn..... 200-203	 Vion..... 232-236
 Finch..... 187	 Sidero..... 210-213	 Zoma..... 237
 Flexon..... 188-189		

Guest (Metal)

 Caprice..... 165-166	 Lite..... 193-197	 Sonic..... 214-227
 Comet..... 167-169	 Marche..... 197-199	 Twilight..... 228-230
 Diplomat..... 170	 Popcorn..... 200-203	 Vion..... 232-236
 Finch..... 187	 Rest..... 204-206	 Zooney..... 238
 Kate..... 63	 Sidero..... 210-213	

Guest (Wood)



Beach154



Layne..... 192-193



Savoir209



Islands190



Mayne199

Nesting



Roma Nester 207-208

Hospitality/Banquet



Galaxy Plus..... 182-183



Vaughan221

Tandem/Beam



Duet..... 171-185



Sidero..... 210-213



Vion 232-236



Popcorn 200-203



Sonic 214-227

Beam Seating..... 155-164

Stools



Diplomat.....170



ML..... 288-289



Sonic 214-227



Duet..... 171-185



Popcorn 200-203



Twilight 228-230



File Buddy.....186



Rest..... 204-206



Vion 232-236



Marche..... 197-199




















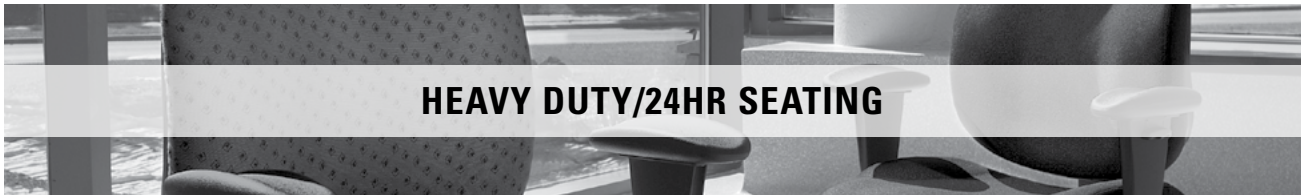
Sidero 210-212

SEATING BY CATEGORY TYPE

















LOUNGE SEATING

 Ballara..... 240-248	 Jarvis.....282	 Prairie.....292
 Braden..... 249-251	 Jeo 283-285	 River & River HT..... 293-318
 Bridges II Collab. Seating 252-258	 Lux..... 286-287	 Sirena..... 319-331
 Camino 259-263	 ML 288-289	 Traditional332
 Citi & Citi Square 265-280	 ML Park.....290	 Wind & Wind Linear 333-339
 Dawson Tables.....281	 Orion.....291	



HEAVY DUTY/24HR SEATING

 Concorde Executive 24HR.....347	 Mallorca TS.....344	 Stamina +.....352
 Dexter & Dexter Plus 348-349	 Maxima II349	 Truform TS.....345
 Granada TS 342-343	 ObusForme Comfort TS..... 344-345	 Vion TS..... 353-354
 Granada Deluxe TS.....343	 Robust.....350	 Yorkdale TS346
 Malaga TS.....343	 Saxon351	



SPECIALTY SEATING



Academic Classroom 362-366



Industrial ESD 377-380



Industrial Wipe Down..... 389-391



Academic Task 367-370



Industrial Clean Room..... 381-385

Arms and Casters..... 392-393



Industrial 371-376



Industrial Anti-Microbial..... 386-388

SUGGESTED APPLICATIONS BY SERIES

SERIES	SUGGESTED APPLICATION	ACADEMIC SEATING	CAFETERIA SEATING	CONFERENCE ROOM SEATING	ERGONOMIC AND TASK	EXECUTIVE TASK SEATING	HEAVY DUTY SEATING	HOSPITALITY SEATING	GUEST SEATING	LOUNGE/RECEPTION SEATING	MANAGEMENT SEATING	MEETING ROOM SEATING	MULTI PURPOSE SEATING	PUBLIC SEATING	STACKING SEATING	STOODLS	TABLET SEATING	TECHNICAL SEATING	WOOD GUEST SEATING
ALERO				•	•														
ARNO & ARNO DELUXE			•					•		•									
ARTI				•	•					•									
ARTURO			•					•		•									
ASPEN				•	•					•						•			
AUBURN			•							•									
BAKHITA	•	•							•				•		•				
BALLARA									•							•			
BEACH								•	•				•						•
BEACON			•					•	•	•									
BEAM SEATING	•	•					•	•											
BRADEN									•										
BRIDGES II COLLAB. SEATING							•	•	•					•					
CAMINO							•	•	•										
CAPRICE								•					•				•		
CITI & CITI SQUARE								•	•				•					•	
COMET		•						•	•		•	•							
CONCORDE					•	•													
DEXTER & DEXTER PLUS						•				•									
DIPLOMAT								•		•							•		•
DUET	•	•							•				•		•	•	•		
ECHO			•	•				•		•									
ENTERPRISE			•	•				•		•									
FILE BUDDY													•			•			
FINCH		•									•	•		•					
FLEXON		•									•	•		•					
G20			•	•	•					•	•								
GALAXY PLUS		•					•			•				•					
GLOBAL ACCORD			•							•							•		
GOAL	•			•													•		
GRAHAM				•															
GRANADA & GRANADA DELUXE	•			•		•		•									•		•
GRAPHIC			•								•					•			
ISLANDS							•	•											•
JARVIS									•										
JEO								•	•				•						
KATE			•					•											
KEY		•									•	•		•					
LAYNE							•	•											•
LITE	•	•					•	•	•				•						
LOOVER			•	•				•		•									
LURAY			•	•						•									
LUX								•	•										
MALAGA	•			•		•		•									•		
MALLORCA				•		•											•		
MARCHE							•	•			•					•			

SUGGESTED APPLICATIONS BY SERIES

SERIES	SUGGESTED APPLICATION	ACADEMIC SEATING	CAFETERIA SEATING	CONFERENCE ROOM SEATING	ERGONOMIC AND TASK	EXECUTIVE TASK SEATING	HEAVY DUTY SEATING	HOSPITALITY SEATING	GUEST SEATING	LOUNGE/RECEPTION SEATING	MANAGEMENT SEATING	MEETING ROOM SEATING	MULTI PURPOSE SEATING	PUBLIC SEATING	STACKING SEATING	STOODS	TABLET SEATING	TECHNICAL SEATING	WOOD GUEST SEATING
MAX			•					•		•									
MAXIMA II						•													
MAYNE							•	•											•
MIRAGE																			
ML		•					•	•	•							•			
ML PARK		•					•	•	•							•			
NOVELLO			•	•				•											
OBUSFORME				•	•					•									
OBUSFORME COMFORT				•	•					•									
ORION				•	•			•	•										
POPCORN		•						•	•		•	•	•	•					
PRAIRIE									•										
PRIORITY			•					•		•									
REST		•						•			•	•		•	•				
RIVER							•	•	•				•						
ROBUST						•				•									
ROMA		•	•	•							•	•	•	•	•				
ROMA NESTER												•	•						
SAVOIR							•	•											•
SAXON						•													
SCALE 1, 2, 3				•															
SHADOW										•									
SIDERO		•					•	•				•		•	•				
SIRENA								•	•								•		
SOFTCURVE			•		•			•		•									
SOLAR			•	•			•												
SOLO			•					•		•									
SONIC		•						•	•		•	•	•		•	•			
SPREE			•	•															
STAMINA +						•													
SUPRA			•					•		•									
SUPRA X	•			•												•			
SYNOPSIS			•	•				•		•						•			
TAMIRI				•				•		•									
TRADITIONAL								•	•	•									
TRIUMPH					•					•									
TROY			•					•		•									
TRUFORM				•		•				•						•			
TWILIGHT		•						•			•	•				•			
TYE			•	•				•			•					•			
VAUGHAN		•						•						•					
VION			•	•	•	•		•		•				•	•				
WEEV			•	•							•				•				
WIND & WIND LINEAR									•										
YORKDALE	•		•		•														
ZOMA		•					•	•		•	•	•		•					
ZOOEY							•	•		•	•								

ERGONOMIC FEATURES & BENEFITS

EACH GLOBAL CHAIR IS BUILT WITH FEATURES THAT ARE ERGONOMICALLY DESIGNED TO PROMOTE GOOD POSTURE AND PROVIDE MAXIMUM COMFORT. WHILE FULLY SUPPORTING YOUR BODY, THESE FEATURES SHOULD ALSO ALLOW YOU TO ADJUST YOUR CHAIR TO FIT YOU.



A TENSION ADJUSTMENT

Increase or decrease to match body weight. Allows you to rock comfortably, without heavy pushing, reducing muscle fatigue.



B CHAIR TILT LOCK

Lock the tilt movement in position(s) to accommodate your working posture. Allows you to lock your chair in a comfortable and supportive position. (Can be either single position or infinite style).



C SEAT HEIGHT

Raise or lower to allow your feet to rest flat on the floor. Avoids pressure under your thighs, easing blood flow.



D BACK HEIGHT

Raise or lower to position lumbar support in your lumbar area. Reduces likelihood of back pain.



E SEAT DEPTH

Change the depth of the seat to accommodate the length of your thighs. Keeps your back in contact with the backrest while avoiding pressure behind your knees.



F FORWARD SEAT ANGLE

Allows chair to tilt forward changing the angle of your thighs in relation to the floor. Helps reduce disc pressure during forward leaning tasks.



G BACK ANGLE

Adjust to change the angle of your torso in relation to your thighs. Helps reduce disc pressure and relaxes your back muscles.



H ARM HEIGHT

Raise or lower to support your forearms. Reduces muscular effort in neck and shoulders, minimizing risk of pain.



J KNEE-TILT MOVEMENT

Chair tilts from a pivot point at the front of the seat, keeping your feet on the floor as you rock. Maintains stability.



L SYNCHRO-TILT MOVEMENT

Backrest reclines at a faster rate than the seat, increasing the angle between your torso and thighs. Enhances comfort and encourages dynamic body movement.



M WATERFALL SEAT EDGE

Reduces pressure at the back of the knee, contributing to good blood flow.



N CONTOURED CUSHION

Supports the body effectively, allowing you to sit longer without discomfort.



P VIBRATING SEAT & BACK

Soothing effect contributes to your relaxation during work breaks.



Q WIDTH ADJUSTABLE ARMS

Allows outward movement of armrests to match shoulder breadth. Ensures armrests properly support forearms, reducing muscular efforts in neck and shoulders.



R ARM ROTATION

Rotate armcaps to support your forearms in various positions. Reduces muscular effort in neck and shoulders minimizing risk of pain.



S CENTER TILT

Chair tilts from a pivot point under the center of the seat allowing you to rock. When your feet are well supported, blood flow is enhanced.



U SOFT DESCENT PNEUMATIC LIFT

Gently and gradually lowering the seat helps you easily select proper seat height without causing a jerking motion.




V LUMBAR DEPTH ADJUSTMENT

Increase or decrease curvature of the back to match the profile of your lower back. Enhances comfort and support in the lower lumbar area.

MAXIMIZING YOUR ERGONOMIC SEATING

- Always select a chair that is designed for the type of work you perform and make certain the chair is comfortable for the length of time spent using it.
- Ensure that the seat and back cushions are contoured to fit your body, which will help eliminate pressure points.
- An ergonomically designed chair should allow changing positions easily.
- As you work, reposition yourself throughout the day to reduce strain and stress on specific muscle groups. If you change job functions, adjust your chair to fit the new task.
- Proper ergonomic seating should help eliminate many of the work related injuries that result from poor posture and poorly designed chairs.


TASK



ADJUSTMENTS

- (2) Pneumatic seat height
- (8) Manual seat depth
- Back height **
- Swivel

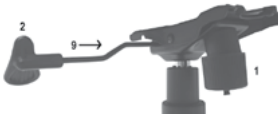
POSTURE TASK



ADJUSTMENTS

- (2) Pneumatic seat height
- (3) Back angle
- (6) Back height **
- Seat depth *
- Swivel


TILTER



ADJUSTMENTS

- (2) Pneumatic seat height
- (9) Chair tilt lock *
- Centre-tilt action
- Swivel


KNEE-TILTER



ADJUSTMENTS

- (1) Tilt tension
- (2) Pneumatic seat height
- (9) Chair tilt-lock *
- Back height **
- Knee-tilt action
- Swivel
- Optional sliding seat depth adjustment (MD)


MULTI-TILTER



ADJUSTMENTS

- (1) Tilt tension
- (2) Pneumatic seat height
- (3) Back angle adjustment
- (9) Infinite position seat tilt lock
- (7) Forward tilt lock *
- (8) Sliding seat depth adjustment (MD)
- Back height **
- Centre-tilt action
- Swivel


SYNCHRO-TILTER



ADJUSTMENTS

- (1) Tilt tension
- (2) Pneumatic seat height
- (3) Back angle adjustment
- (8) Sliding seat depth adjustment (MD)
- (9) Chair tilt lock Synchro-tilt action
- Anti-kickback *
- Back height **
- Swivel


POSTURE-TILTER



ADJUSTMENTS

- (1) Tilt tension
- (2) Pneumatic seat height
- (8) Sliding seat depth adjustment (MD)
- (9) Infinite position seat tilt lock
- Back height **
- Swivel


FUNCTION-TILTER



ADJUSTMENTS

- (1) Tilt tension
- (2) Pneumatic seat height
- (3) Back Angle *
- Back height adjustment **
- (9) Upright position seat tilt lock
- Swivel

OPERATOR



ADJUSTMENTS

- (2) Pneumatic seat height
- (3) Back angle *(Free Float/lock)
- (4) Seat angle *(Free Float/lock)
- (4) Seat angle / Back angle
- Back height **
- Free floating seat and back *
- With single lever operator mechanism, seat and back angle are controlled using lever 4 *
- Swivel

SYNCHRO KNEE-TILTER



ADJUSTMENTS

- (1) Tilt tension
- (2) Pneumatic seat height
- (9) Chair tilt lock
- Back height *
- Synchro-tilt action
- Anti-kickback *
- Knee-tilt action
- Swivel

- NOTES**
- * Selected models only.
 - ** RATCHET back height adjustment on selected models.
 - *** Mechanisms shown are generic depictions and may differ from one chair to another.

2 DAY LIGHTNING QUICKSHIP PROGRAM

2 DAY Lightning



Global's new 2 DAY LIGHTNING program offers many of our best selling models upholstered in your choice of our most popular textiles.

The 2 DAY LIGHTNING program features easy customization with extensive upholstery choices. Simple to order with no restrictions... and now with even faster production and shipment.

Need quick, simple and custom seating? Think Global!

- 29 Series, 186 Models, 250+ Textiles to Customize your order
- No Quantity Limitations
- No Reduction in Discounting
- Yes, Project Discounting Available
- No Special Order Forms Required
- No Freight Charges (Everything is UPSable)

Color it your way

GRADE 1

Drama
Jenny
Pebbles
Quilt
Sprinkle
Terrace
Urban
Waterfall

GRADE 2

Allante Vinyl
Couture
GC Linen Vinyl
Imprint
Match
Replay
Silhouette

GRADE 4

Chromatic (*DesignTex*)
Vivid (*DesignTex*)

GRADE 5

Genuine Leather/Mock Leather
(for Alero, Aspen, Accord, Beach, Synopsis only)

GRADE 8




































Genuine Leather
(for Alero, G20, Aspen, Accord, Beach, Supra, Synopsis only)

Textiles are subject to change, please confirm current selection.









TERMS AND CONDITIONS

- Orders must clearly state, "2 Day Lightning" at the time of submittal
- Order "to ship time frame" is 2 business days
- Program is limited to exact models within series listed above
- Program is limited to exact textile patterns listed and exact colorways carded
- Orders cannot be changed or cancelled after order acknowledgment
- Current Global list pricing applies at the time of order
- All eligible models are UPSable; Global reserves the right to ship "best way"
- Bakhita, Popcorn, Duet and Sonic models may be multiple packaged and shipped "best way"
- Orders must be clean with correct model numbers, options, textiles, correct pricing, etc., to apply
- Dealer must be in good standing and within terms for order to be processed without delay
- Orders received by 1PM (Eastern Standard Time, or 12PM Central Standard Time, or 10AM Pacific Standard Time) will be accepted that day. Orders received after 1PM Eastern Standard Time will be processed the following business day.
- Program available in the 48 contiguous United States Orders to ship outside Global's distribution model; order shipment address can be to the dealer or end-user directly
- Standard model options listed under Optional Features section in the price list are available. Standard model options include aluminum bases, painted frame finishes, ballistic nylon backs, glide options and hard surface casters. Memory Foam as a standard option is not available (standard lead-times apply).

























2 DAY LIGHTNING QUICKSHIP PROGRAM

Series	Model Numbers		Series	Model Numbers		Series	Model Numbers		Series	Model Numbers			
Alero 	1960LM-3	1961LM-3	Global Accord Mesh 	2676-2	2676LM-2	Popcorn 	6710-1	6711-2	Synopsis 	5080-0	5080LM-0		
	1961-3	1961-4		2676-4	2676LM-4		6711-1	6711-2		5080-3	5080LM-3		
	1961-5	1961-6		2677-2	2677LM-2		6715			5081-0	5081LM-0		
	Black Mesh only			2677-4	2677LM-4		6716			5081-3	5081LM-3		
		2678-6		2678LM-6	5 Plastic Colors:		5090-4	5090LM-4					
Aspen 	2851-3		5 Vue Mesh colors:		Asphalt Night (BLK)		5091-4	5091LM-4	Triumph 	3650-3			
	2851LM-3		Coal Black (VU19)		Latte Beige (LAB)					3650-8			
	2852-3		Desert Sand (VU11)		Lip Smacker (LPS)					3651-3			
	2852LM-3		Quarry Grey (VU15)		Ivory Clouds (IVC)					3651-8			
Bakhita 	6750-1	6750-2	Goal 	2235-6	2236-6	Roma 	1901		Tuform 	5450-0	5450-3		
	6751-1	6751-2		2237-3	2237-5		1906			5450-4	5450-8		
	6756			2237-6	2239-6		1906RA			5451-0	5451-3		
							Black Mesh only			5451-4	5451-8		
Beach  	4077	4077LM	Graham 	3144		Roma Nester 	1899		Tye 	1922-6	1924-6		
	4078	4078L		4 Granada Deluxe			3144					1950-1	1950-3
	4 Wood Stain Finishes:			1170-3						Black Mesh only		1950-4	1951-1
	Espresso (ECM)			1171-3								1951-3	1951-4
 			TS1170-3		Graphic 	Sidero 	2125WS		Vion (Black Fame) 	6321-0	6321-3		
	Mahogany (TMM)		TS1171-3							6900		6321-4	6321-8
	Shaker Cherry (SKM)									6901		6322-0	6322-3
	Walnut (TWM)											6322-4	6322-8
Caprice 	3365		Loover 	2661-0	2661-3	Sonic 	6508	6508-1	Vion (Fog Fame) 	6321-0FG	6321-3FG		
	3365C			2661-4			2661-8	6508MB		6508MB-1	6321-4FG	6321-8FG	
Duet 	6620-1	6620	2662-0		2662-3	6509	6509-1	6322-0FG	6322-3FG				
	6621	6621-1	2662-4		2662-8	6509MB	6509MB-1	6322-4FG	6322-8FG				
	6621-2	6624					6511	6511-1	6324FG	6325FG			
G20 	5 Plastic Colors:		5 Vue Mesh colors:		5 Plastic Colors:		5 Vion Mesh colors:		5 Vion Mesh colors:				
	Asphalt Night (BLK)		Coal Black (VU19)		Asphalt Night (BLK)		Black (MS69)		Black (MS69)				
	Latte Beige (LAB)		Desert Sand (VU11)		Latte Beige (LAB)		Blue (MS72)		Blue (MS72)				
	Lip Smacker (LPS)		Quarry Grey (VU15)		Lip Smacker (LPS)		Natural (MS74)		Natural (MS74)				
Ivory Clouds (IVC)		Sandy Beach (VU10)		Ivory Clouds (IVC)		Ivory Clouds (IVC)		Stone (MS71)					
Platinum (PLT)		Tidal Wave (VU16)		Platinum (PLT)		Platinum (PLT)		Rope (MS73)					
Global Accord 	2670-2	2670LM-2	Malaga 	3140-0		Spree 	6040		Weev 	2220-3	2220-4		
	2670-4	2670LM-4		3140-3				Black Mesh only		2220-8	2221-3		
	2671-2	2671LM-2		3141-0							2221-4	2221-8	
	2671-4	2671LM-4		3141-3							Black Mesh only		
Global Accord 	2672-6	2672LM-6	Obusforme Comfort 	1240-3		Supra 	5330-4 5		Zoma 	2125WS			
	2671-4	2671LM-4		1241-3				5330L-4 5			6656		
	2672-6	2672LM-6		TS1240-3				5331-4 5			6657		
				TS1241-3				5331L-4 5					
						Supra X 	5333-3	5336-1					
							5336-3	5337-6					
							5338-6	5339-6					

work + task

 Alero..... 20-25	 Echo.....37	 Graphic..... 60-62
 Arno & Arno Deluxe..... 25-26	 Enterprise..... 38-42	 Kate.....63
 Arti.....27	 G20..... 42-43	 Loover..... 64-67
 Arturo28	 Global Accord..... 44-46	 Luray..... 68-69
 Aspen 29-30	 Goal..... 46-48	 Malaga 70-73
 Auburn.....31	 Graham.....48	 Mallorca 74-76
 Beacon..... 32-33	 Granada..... 49-53	 Max77
 Concorde 34-35	 Granada Deluxe..... 54-58	 Mirage.....78
 Diplomat.....36	 Granada with Schukra Lumbar.....59	

work + task

 Novello 79-81	 Softcurve 102-105	 Traditional 122-125
 ObusForme 82-83	 Solar 106	 Triumph 126
 ObusForme Comfort & XL 84-91	 Solo 107-108	 Troy 127
 ObusForme Executive & Jr. 92 & 93	 Spree 109-110	 Truform 128-131
 Priority 94-95	 Supra 111-112	 Tye 132-134
 Roma 96-99	 Supra X 113-1145	 Vion 135-145
 Scale 1, 2, 3 100	 Synopsis 116-118	 Weev 145-147
 Shadow 101	 Tamiri 119-121	 Yorkdale 148-149

ALERO™



model 1966-4



model 1960-3




Headrest
Height/angle adjustable for user's individual needs. Increase back height up to 3". Standard on Extended back models Only.



model 1961-4



model 1962



Lumbar Support
Ability to be moved up and down to fit the lumbar region. Adjust in and out by turning the knob located on the back.

STANDARD FEATURES

- A skeletal style chair offers a unique look for today's office environment.
- Durable frame is constructed of fiberglass nylon.
- Standard adjustable height, forward swept arms with "sliding armcaps" (GL), (except model 1962 which has a fixed height arm same style).
- Depth adjustable lumbar support (1/2 inch of horizontal movement).
- Vari Width Adapter Plate (WA) Available when chair is ordered with adjustable height arms. Allows each arm to move outward an additional 2" (for a total of 4" extra seat width) and locks with the use of an easy to maneuver lever. Add \$56.00
- *High back models ONLY. Back height can be adjusted by moving the headrest up and down.
- The seat and headrest can be upholstered in any standard Global Upholstery fabric, Vinyl, Leather or Leather/ Mock Leather combination, except Jenny, Pebbles and Quilt.
- Mesh back is available in Black Only.
- All models are standard with a Black, urethane arched base. Base and frame are standard in Black (BK) with C1 casters.

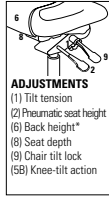
OPTIONAL FEATURES

- Models 1962, 1962LM, 1963 and 1963LM can be ordered without lumbar support if preferred Specify BNL. List price will remain as shown.
- New models featuring an upholstered back cushion are available.
- Available in fabric and leather/mock leather with the EXCEPTION of Match, Pebbles, and Station textiles.
- For availability of chair series in Vinyl, please contact a Global Sales Representative.
- Optional Arched aluminum base available. Specify "B5". Add \$110.00.
- Please refer to "Arms Selection" section of the price book for arm options
- Please refer to the "Casters Selection" section of the price book for caster options. Optional casters may be priced higher than the standard casters for your chair and the difference will be charged. Lower priced optional casters will not be credited.
- For hard surface flooring casters, please specify C9R. Add \$47.00.
- For fully assembled in box, please specify SU. Add \$50.00

DESCRIPTION FEATURES MODEL# STANDARD FABRIC GRADES



HB Knee - Tilter w/ Adjustable Headrest
COM Yardage: 1
Freight Class: 150
Product Weight (lbs.): 48
Cubic Feet Per Carton: 9.75

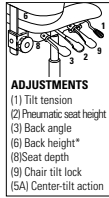


Ergonomic Features:
A, B, C, D, E, H, J, M, N, V,

MODEL#	STANDARD FABRIC GRADES											
	1	2	3	4	5	6	7	8	9	10	11	12
1960-2	863	887	904	932	969	991	1027	1079	1128	1170	1279	1387
1960LM-2	-	-	-	-	1096	-	-	1205	1253	1297	1402	1511
Leather/ Mock Leather												
OVERALL DIMENSIONS			SEAT DIMENSIONS			BACK DIMENSIONS						
W	D	H	W	D	H	W	H					
25	24.5	48	19.5	18-19.5	16-21	18	29.5					



HB Multi - Tilter w/ Adjustable Headrest
COM Yardage: 1
Freight Class: 150
Product Weight (lbs.): 46
Cubic Feet Per Carton: 9.75

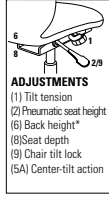


Ergonomic Features:
A, B, C, D, E, G, H, M, N, S, V

MODEL#	STANDARD FABRIC GRADES											
	1	2	3	4	5	6	7	8	9	10	11	12
1960-3	758	781	801	827	866	888	921	974	1024	1066	1173	1282
1960LM-3	-	-	-	-	934	-	-	1043	1091	1134	1239	1348
Leather/Mock Leather												
OVERALL DIMENSIONS			SEAT DIMENSIONS			BACK DIMENSIONS						
W	D	H	W	D	H	W	H					
25	24.5	48.5	19.5	18-19.5	16.5-20.5	18	29.5					




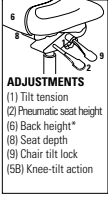

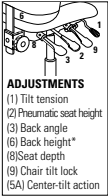

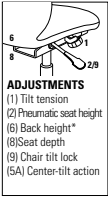

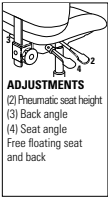

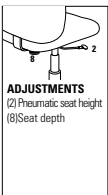
HB Tilter w/ Adjustable Headrest
COM Yardage: 1
Freight Class: 150
Product Weight (lbs.): 44
Cubic Feet Per Carton: 9.75


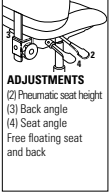



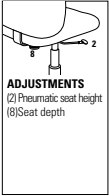
Ergonomic Features:
A, B, C, D, E, H, M, N, S, V


MODEL#	STANDARD FABRIC GRADES											
	1	2	3	4	5	6	7	8	9	10	11	12
1960-4	684	708	727	753	791	815	849	902	949	991	1100	1207
1960LM-4	-	-	-	-	855	-	-	963	1012	1054	1159	1267
Leather/Mock Leather												
OVERALL DIMENSIONS			SEAT DIMENSIONS			BACK DIMENSIONS						
W	D	H	W	D	H	W	H					
25	24.5	48.5	19.5	18-19.5	16.5-20.5	18	29.5					





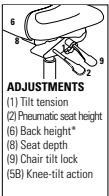
DESCRIPTION	FEATURES	MODEL#	STANDARD FABRIC GRADES															
			1	2	3	4	5	6	7	8	9	10	11	12				
 <p>MB Knee - Tilter COM Yardage: 1 Freight Class: 150 Product Weight (lbs.): 44 Cubic Feet Per Carton: 9.75</p>	 <p>ADJUSTMENTS (1) Tilt tension (2) Pneumatic seat height (6) Back height* (8) Seat depth (9) Chair tilt lock (5B) Knee-tilt action</p>	<p>Ergonomic Features: A, B, C, D, E, H, J, M, N, V</p>	<p>1961-2 822 845 863 890 930 950 986 1038 1087 1128 1237 1345</p>															
			<p>1961LM-2 - - - - 1048 - - 1157 1249 1354 1462 1249 Leather/ Mock Leather</p>															
			OVERALL DIMENSIONS				SEAT DIMENSIONS				BACK DIMENSIONS							
			W		D		H		W		D		H		W		H	
			25		24.5		40		19.5		18-19.5		16-20		18		22.5	
 <p>MB Multi - Tilter COM Yardage: 1 Freight Class: 150 Product Weight (lbs.): 44 Cubic Feet Per Carton: 9.75</p>	 <p>ADJUSTMENTS (1) Tilt tension (2) Pneumatic seat height (3) Back angle (6) Back height* (8) Seat depth (9) Chair tilt lock (5A) Center-tilt action</p>	<p>Ergonomic Features: A, B, C, D, E, G, H, M, N, S, V</p>	<p>1961-3 717 738 758 784 823 845 881 933 982 1024 1130 1239</p>															
			<p>1961LM-3 - - - - 887 - - 996 1087 1193 1302 1087 Leather/Mock Leather</p>															
			OVERALL DIMENSIONS				SEAT DIMENSIONS				BACK DIMENSIONS							
			W		D		H		W		D		H		W		H	
			25		24.5		40.5		19.5		18-19.5		16.5-20.5		18		22.5	
 <p>MB Tilter COM Yardage: 1 Freight Class: 150 Product Weight (lbs.): 42 Cubic Feet Per Carton: 9.75</p>	 <p>ADJUSTMENTS (1) Tilt tension (2) Pneumatic seat height (6) Back height* (8) Seat depth (9) Chair tilt lock (5A) Center-tilt action</p>	<p>Ergonomic Features: A, B, C, D, E, H, M, N, S, V</p>	<p>1961-4 642 666 683 710 750 773 806 859 908 949 1057 1167</p>															
			<p>1961LM-4 - - - - 805 - - 915 962 1006 1112 1220 Leather/Mock Leather</p>															
			OVERALL DIMENSIONS				SEAT DIMENSIONS				BACK DIMENSIONS							
			W		D		H		W		D		H		W		H	
			25		24.5		40.5		19.5		18-19.5		16.5-20.5		18		22.5	
 <p>MB Operator w/ Arms COM Yardage: 1 Freight Class: 150 Product Weight (lbs.): 40 Cubic Feet Per Carton: 7.50</p>	 <p>ADJUSTMENTS (2) Pneumatic seat height (3) Back angle (4) Seat angle Free floating seat and back</p>	<p>Ergonomic Features: C, D, E, F, G, H, M, N, S, V</p>	<p>1961-5 703 727 746 773 809 832 868 918 968 1010 1119 1226</p>															
			<p>1961LM-5 - - - - 872 - - 983 1029 1029 1073 1287 Leather/ Mock Leather</p>															
			OVERALL DIMENSIONS				SEAT DIMENSIONS				BACK DIMENSIONS							
			W		D		H		W		D		H		W		H	
			25		24.5		40.5		19.5		18-19.5		16.5-20.5		18		22.5	
 <p>MB Task w/ Arms COM Yardage: 1 Freight Class: 150 Product Weight (lbs.): 40 Cubic Feet Per Carton: 7.50</p>	 <p>ADJUSTMENTS (2) Pneumatic seat height (8) Seat depth</p>	<p>Ergonomic Features: C, D, E, H, M, N, V</p>	<p>1961-6 626 650 668 695 733 755 791 843 891 934 1042 1150</p>															
			<p>1961LM-6 - - - - 787 - - 896 943 1094 1201 987 Leather/Mock Leather</p>															
			OVERALL DIMENSIONS				SEAT DIMENSIONS				BACK DIMENSIONS							
			W		D		H		W		D		H		W		H	
			25		24.5		41		19.5		18-19.5		17-22		18		22.5	


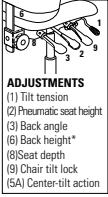


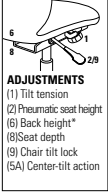


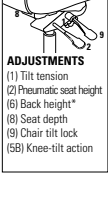


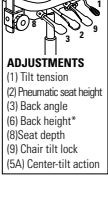


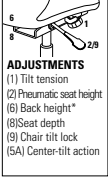

DESCRIPTION	FEATURES	MODEL#	STANDARD FABRIC GRADES													
			1	2	3	4	5	6	7	8	9	10	11	12		
 <p>MB Operator Armless COM Yardage: 1 Freight Class: 150 Product Weight (lbs.): 32 Cubic Feet Per Carton: 7.50</p>	 <p>ADJUSTMENTS (2) Pneumatic seat height (3) Back angle (4) Seat angle Free floating seat and back.</p>		605	627	646	673	711	733	769	820	870	912	1019	1127		
		1964-5	-	-	-	-	763	-	-	872	919	963	1070	1178		
		Leather/ Mock Leather														
		OVERALL DIMENSIONS			SEAT DIMENSIONS			BACK DIMENSIONS								
W D H			W D H			W H										
19.5 24.5 40.5			19.5 18-19.5 16.5-20.5			18 22.5										
		Ergonomic Features: C, D, E, F, G, M, N, V	RTA 2		ups											


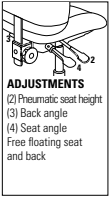


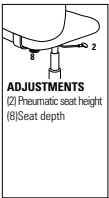





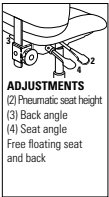

DESCRIPTION	FEATURES	MODEL#	STANDARD FABRIC GRADES													
			1	2	3	4	5	6	7	8	9	10	11	12		
 <p>MB Task Armless COM Yardage: 1 Freight Class: 150 Product Weight (lbs.): 32 Cubic Feet Per Carton: 7.50</p>	 <p>ADJUSTMENTS (2) Pneumatic seat height (8) Seat depth</p>		525	549	567	595	633	655	691	743	791	833	941	1050		
		1964-6	-	-	-	-	678	-	-	787	834	878	984	1093		
		Leather/Mock Leather														
		OVERALL DIMENSIONS			SEAT DIMENSIONS			BACK DIMENSIONS								
W D H			W D H			W H										
19.5 24.5 41			19.5 18-19.5 17-22			18 22.5										
		Ergonomic Features: C, D, E, M, N, V	RTA 2		ups											


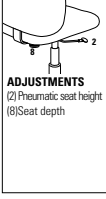


DESCRIPTION	FEATURES	MODEL#	STANDARD FABRIC GRADES													
			1	2	3	4	5	6	7	8	9	10	11	12		
 <p>Armchair w/ Arms COM Yardage: 1 Freight Class: 250 Product Weight (lbs.): 40 Cubic Feet Per Carton: 13</p>			553	577	596	622	661	683	719	772	820	862	969	1078		
		1962	-	-	-	-	758	-	-	868	915	959	1065	1172		
		Leather/Mock Leather														
		OVERALL DIMENSIONS			SEAT DIMENSIONS			BACK DIMENSIONS								
W D H			W D H			W H										
25 24.5 40			19.5 19 17.5			18 22.5										
		Ergonomic Features: M, N, V	RTA 2													

DESCRIPTION	FEATURES	MODEL#	STANDARD FABRIC GRADES													
			1	2	3	4	5	6	7	8	9	10	11	12		
 <p>MB Side Chair Armless COM Yardage: 1 Freight Class: 150 Product Weight (lbs.): 33 Cubic Feet Per Carton: 8.25</p>			467	490	508	536	571	595	630	681	731	774	881	988		
		1963	-	-	-	-	543	-	-	653	701	745	849	958		
		Leather/ Mock Leather														
		OVERALL DIMENSIONS			SEAT DIMENSIONS			BACK DIMENSIONS								
W D H			W D H			W H										
19.5 24.5 40			19.5 19 17.5			18 22.5										
		Ergonomic Features: M, N, V	RTA 2		ups											

DESCRIPTION	FEATURES	MODEL#	STANDARD FABRIC GRADES													
			1	2	3	4	5	6	7	8	9	10	11	12		
 <p>HB Knee-Tilter Upholstered Back w/ Adjustable Headrest COM Yardage: 2 Freight Class: 150 Product Weight (lbs.): 48 Cubic Feet Per Carton: 9.75</p>	 <p>ADJUSTMENTS (1) Tilt tension (2) Pneumatic seat height (6) Back height* (8) Seat depth (9) Chair tilt lock (5B) Knee-tilt action</p>		1023	1072	1111	1170	1253	1283	1356	1496	1563	1693	1868	2087		
		1966-2	-	-	-	-	1239	-	-	1483	1557	1679	1862	2082		
		Leather/ Mock Leather														
		OVERALL DIMENSIONS			SEAT DIMENSIONS			BACK DIMENSIONS								
W D H			W D H			W H										
25 24.5 48			19.5 18-19.5 16-20			18 29.5										
		Ergonomic Features: A, B, C, D, E, H, J, M, N, V	RTA 2		ups											

DESCRIPTION	FEATURES	MODEL#	STANDARD FABRIC GRADES											
 <p>HB Multi - Tilter Upholsterd Back w/ Adjustable Headrest COM Yardage: 2 Freight Class: 150 Product Weight (lbs.): 46 Cubic Feet Per Carton: 9.75</p>	 <p>ADJUSTMENTS (1) Tilt tension (2) Pneumatic seat height (3) Back angle (6) Back height* (8) Seat depth (9) Chair tilt lock (5A) Center-tilt action</p>		1	2	3	4	5	6	7	8	9	10	11	12
		1966-3	871	920	960	1019	1102	1132	1205	1345	1413	1542	1717	1936
		1966LM-3	-	-	-	-	1073	-	-	1317	1391	1513	1697	1917
		Leather/Mock Leather												
			OVERALL DIMENSIONS			SEAT DIMENSIONS			BACK DIMENSIONS					
			W	D	H	W	D	H	W		H			
			25	24.5	48.5	19.5	18-19.5	16.5-20.5	18		29.5			
						RTA 2								
 <p>HB Tilter Upholsterd Back w/ Adjustable Headrest COM Yardage: 2 Freight Class: 150 Product Weight (lbs.): 44 Cubic Feet Per Carton: 9.75</p>	 <p>ADJUSTMENTS (1) Tilt tension (2) Pneumatic seat height (6) Back height* (8) Seat depth (9) Chair tilt lock (5A) Center-tilt action</p>		1	2	3	4	5	6	7	8	9	10	11	12
		1966-4	799	848	888	946	1029	1059	1132	1271	1339	1469	1644	1863
		1966LM-4	-	-	-	-	994	-	-	1236	1310	1433	1616	1836
		Leather/Mock Leather												
			OVERALL DIMENSIONS			SEAT DIMENSIONS			BACK DIMENSIONS					
			W	D	H	W	D	H	W		H			
			25	24.5	48.5	19.5	18-19.5	16.5-20.5	18		29.5			
						RTA 2								
 <p>MB Knee - Tilter Upholsterd Back COM Yardage: 9.75 Freight Class: 150 Product Weight (lbs.): 44 Cubic Feet Per Carton: 9.75</p>	 <p>ADJUSTMENTS (1) Tilt tension (2) Pneumatic seat height (6) Back height* (8) Seat depth (9) Chair tilt lock (5B) Knee-tilt action</p>		1	2	3	4	5	6	7	8	9	10	11	12
		1967-2	978	1028	1067	1126	1210	1239	1311	1451	1519	1648	1825	2043
		1967LM-2	-	-	-	-	1191	-	-	1434	1507	1630	1813	2033
		Leather/ Mock Leather												
			OVERALL DIMENSIONS			SEAT DIMENSIONS			BACK DIMENSIONS					
			W	D	H	W	D	H	W		H			
			25	24.5	40	19.5	18-19.5	16-20	18		22.5			
						RTA 2								
 <p>MB Multi - Tilter Upholsterd Back COM Yardage: 2 Freight Class: 150 Product Weight (lbs.): 44 Cubic Feet Per Carton: 13</p>	 <p>ADJUSTMENTS (1) Tilt tension (2) Pneumatic seat height (3) Back angle (6) Back height* (8) Seat depth (9) Chair tilt lock (5A) Center-tilt action</p>		1	2	3	4	5	6	7	8	9	10	11	12
		1967-3	827	876	916	975	1058	1088	1161	1302	1368	1498	1674	1893
		1967LM-3	-	-	-	-	1025	-	-	1266	1343	1463	1646	1866
		Leather/Mock Leather												
			OVERALL DIMENSIONS			SEAT DIMENSIONS			BACK DIMENSIONS					
			W	D	H	W	D	H	W		H			
			25	24.5	40.5	19.5	18-19.5	16.5-20.5	18		22.5			
						RTA 2								
 <p>MB Tilter Upholsterd Back COM Yardage: 2 Freight Class: 150 Product Weight (lbs.): 42 Cubic Feet Per Carton: 9.75</p>	 <p>ADJUSTMENTS (1) Tilt tension (2) Pneumatic seat height (6) Back height* (8) Seat depth (9) Chair tilt lock (5A) Center-tilt action</p>		1	2	3	4	5	6	7	8	9	10	11	12
		1967-4	784	834	873	933	1015	1045	1119	1258	1326	1456	1631	1850
		1967LM-4	-	-	-	-	943	-	-	1186	1262	1382	1567	1786
		Leather/Mock Leather												
			OVERALL DIMENSIONS			SEAT DIMENSIONS			BACK DIMENSIONS					
			W	D	H	W	D	H	W		H			
			25	24.5	40.5	19.5	18-19.5	16.5-20.5	18		22.5			
						RTA 2								

DESCRIPTION	FEATURES	MODEL#	STANDARD FABRIC GRADES																																																																											
			1	2	3	4	5	6	7	8	9	10	11	12																																																																
 <p>MB Operator Upholstered Back w/ Arms COM Yardage: 2 Freight Class: 150 Product Weight (lbs.): 40 Cubic Feet Per Carton: 9.75</p>	 <p>ADJUSTMENTS (2) Pneumatic seat height (3) Back angle (4) Seat angle Free floating seat and back</p>	<p>Ergonomic Features: C, D, E, F, G, H, M, N, V</p>	<table border="1"> <tr> <td>1967-5</td> <td>816</td> <td>865</td> <td>904</td> <td>962</td> <td>1045</td> <td>1075</td> <td>1149</td> <td>1288</td> <td>1356</td> <td>1485</td> <td>1660</td> <td>1879</td> </tr> <tr> <td>1967LM-5</td> <td>-</td> <td>-</td> <td>-</td> <td>-</td> <td>1012</td> <td>-</td> <td>-</td> <td>1256</td> <td>1330</td> <td>1451</td> <td>1634</td> <td>1854</td> </tr> <tr> <td colspan="3">OVERALL DIMENSIONS</td> <td colspan="3">SEAT DIMENSIONS</td> <td colspan="6">BACK DIMENSIONS</td> </tr> <tr> <td>W</td> <td>D</td> <td>H</td> <td>W</td> <td>D</td> <td>H</td> <td>W</td> <td>D</td> <td>H</td> <td>W</td> <td>H</td> <td></td> <td></td> </tr> <tr> <td>25</td> <td>24.5</td> <td>40.5</td> <td>19.5</td> <td>18-19.5</td> <td>16.5-20.5</td> <td>18</td> <td></td> <td></td> <td>22.5</td> <td></td> <td></td> <td></td> </tr> </table>												1967-5	816	865	904	962	1045	1075	1149	1288	1356	1485	1660	1879	1967LM-5	-	-	-	-	1012	-	-	1256	1330	1451	1634	1854	OVERALL DIMENSIONS			SEAT DIMENSIONS			BACK DIMENSIONS						W	D	H	W	D	H	W	D	H	W	H			25	24.5	40.5	19.5	18-19.5	16.5-20.5	18			22.5			
			1967-5	816	865	904	962	1045	1075	1149	1288	1356	1485	1660	1879																																																															
			1967LM-5	-	-	-	-	1012	-	-	1256	1330	1451	1634	1854																																																															
			OVERALL DIMENSIONS			SEAT DIMENSIONS			BACK DIMENSIONS																																																																					
W	D	H	W	D	H	W	D	H	W	H																																																																				
25	24.5	40.5	19.5	18-19.5	16.5-20.5	18			22.5																																																																					
			<p>RTA 2 </p>																																																																											
 <p>MB Task Upholstered Back w/ Arms COM Yardage: 2 Freight Class: 150 Product Weight (lbs.): 40 Cubic Feet Per Carton: 7.50</p>	 <p>ADJUSTMENTS (2) Pneumatic seat height (8) Seat depth</p>	<p>Ergonomic Features: C, D, E, F, G, H, M, N, V</p>	<table border="1"> <tr> <td>1967-6</td> <td>736</td> <td>787</td> <td>826</td> <td>886</td> <td>968</td> <td>998</td> <td>1071</td> <td>1211</td> <td>1279</td> <td>1407</td> <td>1584</td> <td>1802</td> </tr> <tr> <td>1967LM-6</td> <td>-</td> <td>-</td> <td>-</td> <td>-</td> <td>925</td> <td>-</td> <td>-</td> <td>1167</td> <td>1241</td> <td>1364</td> <td>1547</td> <td>1767</td> </tr> <tr> <td colspan="3">OVERALL DIMENSIONS</td> <td colspan="3">SEAT DIMENSIONS</td> <td colspan="6">BACK DIMENSIONS</td> </tr> <tr> <td>W</td> <td>D</td> <td>H</td> <td>W</td> <td>D</td> <td>H</td> <td>W</td> <td>D</td> <td>H</td> <td>W</td> <td>H</td> <td></td> <td></td> </tr> <tr> <td>25</td> <td>24.5</td> <td>41</td> <td>21</td> <td>18</td> <td>17.5-21.5</td> <td>21</td> <td></td> <td></td> <td>31</td> <td></td> <td></td> <td></td> </tr> </table>												1967-6	736	787	826	886	968	998	1071	1211	1279	1407	1584	1802	1967LM-6	-	-	-	-	925	-	-	1167	1241	1364	1547	1767	OVERALL DIMENSIONS			SEAT DIMENSIONS			BACK DIMENSIONS						W	D	H	W	D	H	W	D	H	W	H			25	24.5	41	21	18	17.5-21.5	21			31			
			1967-6	736	787	826	886	968	998	1071	1211	1279	1407	1584	1802																																																															
			1967LM-6	-	-	-	-	925	-	-	1167	1241	1364	1547	1767																																																															
			OVERALL DIMENSIONS			SEAT DIMENSIONS			BACK DIMENSIONS																																																																					
W	D	H	W	D	H	W	D	H	W	H																																																																				
25	24.5	41	21	18	17.5-21.5	21			31																																																																					
			<p>RTA 2 </p>																																																																											
 <p>MB Armchair Upholstered Back w/ Arms COM Yardage: 2 Freight Class: 250 Product Weight (lbs.): 40 Cubic Feet Per Carton: 13</p>		<p>Ergonomic Features: M, N, V</p>	<table border="1"> <tr> <td>1968</td> <td>709</td> <td>759</td> <td>799</td> <td>858</td> <td>940</td> <td>971</td> <td>1043</td> <td>1182</td> <td>709</td> <td>1379</td> <td>1555</td> <td>1773</td> </tr> <tr> <td>1968LM</td> <td>-</td> <td>-</td> <td>-</td> <td>-</td> <td>894</td> <td>-</td> <td>-</td> <td>1137</td> <td>1213</td> <td>1334</td> <td>1518</td> <td>1738</td> </tr> <tr> <td colspan="3">OVERALL DIMENSIONS</td> <td colspan="3">SEAT DIMENSIONS</td> <td colspan="6">BACK DIMENSIONS</td> </tr> <tr> <td>W</td> <td>D</td> <td>H</td> <td>W</td> <td>D</td> <td>H</td> <td>W</td> <td>D</td> <td>H</td> <td>W</td> <td>H</td> <td></td> <td></td> </tr> <tr> <td>25</td> <td>24.5</td> <td>40</td> <td>19.5</td> <td>18-19.5</td> <td>17.5</td> <td>18</td> <td></td> <td></td> <td>22.5</td> <td></td> <td></td> <td></td> </tr> </table>												1968	709	759	799	858	940	971	1043	1182	709	1379	1555	1773	1968LM	-	-	-	-	894	-	-	1137	1213	1334	1518	1738	OVERALL DIMENSIONS			SEAT DIMENSIONS			BACK DIMENSIONS						W	D	H	W	D	H	W	D	H	W	H			25	24.5	40	19.5	18-19.5	17.5	18			22.5			
			1968	709	759	799	858	940	971	1043	1182	709	1379	1555	1773																																																															
			1968LM	-	-	-	-	894	-	-	1137	1213	1334	1518	1738																																																															
			OVERALL DIMENSIONS			SEAT DIMENSIONS			BACK DIMENSIONS																																																																					
W	D	H	W	D	H	W	D	H	W	H																																																																				
25	24.5	40	19.5	18-19.5	17.5	18			22.5																																																																					
			<p>RTA 2</p>																																																																											
 <p>MB Chair Upholstered Back Armless COM Yardage: 2 Freight Class: 150 Product Weight (lbs.): 33 Cubic Feet Per Carton: 8.25</p>		<p>Ergonomic Features: M, N, V</p>	<table border="1"> <tr> <td>1975</td> <td>615</td> <td>665</td> <td>705</td> <td>763</td> <td>847</td> <td>876</td> <td>950</td> <td>1089</td> <td>1156</td> <td>1286</td> <td>1461</td> <td>1681</td> </tr> <tr> <td colspan="3">OVERALL DIMENSIONS</td> <td colspan="3">SEAT DIMENSIONS</td> <td colspan="6">BACK DIMENSIONS</td> </tr> <tr> <td>W</td> <td>D</td> <td>H</td> <td>W</td> <td>D</td> <td>H</td> <td>W</td> <td>D</td> <td>H</td> <td>W</td> <td>H</td> <td></td> <td></td> </tr> <tr> <td>19.5</td> <td>24.5</td> <td>40</td> <td>19.5</td> <td>18-19.5</td> <td>17.5</td> <td>18</td> <td></td> <td></td> <td>22.5</td> <td></td> <td></td> <td></td> </tr> </table>												1975	615	665	705	763	847	876	950	1089	1156	1286	1461	1681	OVERALL DIMENSIONS			SEAT DIMENSIONS			BACK DIMENSIONS						W	D	H	W	D	H	W	D	H	W	H			19.5	24.5	40	19.5	18-19.5	17.5	18			22.5																
			1975	615	665	705	763	847	876	950	1089	1156	1286	1461	1681																																																															
			OVERALL DIMENSIONS			SEAT DIMENSIONS			BACK DIMENSIONS																																																																					
			W	D	H	W	D	H	W	D	H	W	H																																																																	
19.5	24.5	40	19.5	18-19.5	17.5	18			22.5																																																																					
			<p>RTA 2 </p>																																																																											
 <p>MB Operator Upholstered Back Armless COM Yardage: 2 Freight Class: 150 Product Weight (lbs.): 32 Cubic Feet Per Carton: 7.50</p>	 <p>ADJUSTMENTS (2) Pneumatic seat height (3) Back angle (4) Seat angle Free floating seat and back</p>	<p>Ergonomic Features: C, D, E, F, G, M, N, V</p>	<table border="1"> <tr> <td>1969-5</td> <td>761</td> <td>810</td> <td>849</td> <td>909</td> <td>991</td> <td>1032</td> <td>1094</td> <td>1235</td> <td>1299</td> <td>1432</td> <td>1606</td> <td>1824</td> </tr> <tr> <td>1969LM-5</td> <td>-</td> <td>-</td> <td>-</td> <td>-</td> <td>899</td> <td>-</td> <td>-</td> <td>1144</td> <td>1218</td> <td>1339</td> <td>1522</td> <td>1743</td> </tr> <tr> <td colspan="3">OVERALL DIMENSIONS</td> <td colspan="3">SEAT DIMENSIONS</td> <td colspan="6">BACK DIMENSIONS</td> </tr> <tr> <td>W</td> <td>D</td> <td>H</td> <td>W</td> <td>D</td> <td>H</td> <td>W</td> <td>D</td> <td>H</td> <td>W</td> <td>H</td> <td></td> <td></td> </tr> <tr> <td>19.5</td> <td>24.5</td> <td>40.5</td> <td>19.5</td> <td>18-19.5</td> <td>16.5-20.5</td> <td>18</td> <td></td> <td></td> <td>22.5</td> <td></td> <td></td> <td></td> </tr> </table>												1969-5	761	810	849	909	991	1032	1094	1235	1299	1432	1606	1824	1969LM-5	-	-	-	-	899	-	-	1144	1218	1339	1522	1743	OVERALL DIMENSIONS			SEAT DIMENSIONS			BACK DIMENSIONS						W	D	H	W	D	H	W	D	H	W	H			19.5	24.5	40.5	19.5	18-19.5	16.5-20.5	18			22.5			
			1969-5	761	810	849	909	991	1032	1094	1235	1299	1432	1606	1824																																																															
			1969LM-5	-	-	-	-	899	-	-	1144	1218	1339	1522	1743																																																															
			OVERALL DIMENSIONS			SEAT DIMENSIONS			BACK DIMENSIONS																																																																					
W	D	H	W	D	H	W	D	H	W	H																																																																				
19.5	24.5	40.5	19.5	18-19.5	16.5-20.5	18			22.5																																																																					
			<p>RTA 2 </p>																																																																											

DESCRIPTION	FEATURES	MODEL#	STANDARD FABRIC GRADES											
			1	2	3	4	5	6	7	8	9	10	11	12
 <p>MB Task Upholstered Back Armless COM Yardage: 2 Freight Class: 150 Product Weight (lbs.): 32 Cubic Feet Per Carton: 7.50</p>	 <p>ADJUSTMENTS (2) Pneumatic seat height (8) Seat depth</p>													
		1969-6	635	685	724	782	866	896	969	1109	1176	1306	1482	1700
		1969LM-6	-	-	-	-	815	-	-	1057	1130	1253	1436	1656
		Leather/Mock Leather												
		OVERALL DIMENSIONS			SEAT DIMENSIONS			BACK DIMENSIONS						
		W	D	H	W	D	H	W	H					
		19.5	24.5	41	19.5	18-19.5	17-22	18						
		Ergonomic Features: C, D, E, M, N, V		 										

ARNO™ & ARNO DELUXE™



model 4003


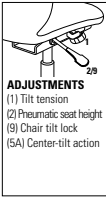


model 4009



STANDARD FEATURES



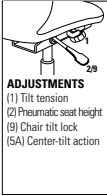

- Perforated leather inserts in the seat and back surfaces.
- Standard Black (BK) molded flared loop arms and a five-legged injection molded base with C65 casters.
- Model 4003-SC features a self centering cylinder which swivels and automatically returns to the starting seat location. Standard with a flat 5 star base in Black (BK) with C7 glides.
- Arno Deluxe is standard with upholstered armcaps, a five-legged, injection molded "spider" base and C10 casters.
- Standard in Leather/Mock Leather combination (Grade 5). Not available in Fabric.

OPTIONAL FEATURES

- Please refer to the "Casters Selection" section of the price book for caster options. Optional casters may be priced higher than the standard casters for your chair and the difference will be charged. Lower priced optional casters will not be credited.
- Optional ballistic nylon outer back fabric available. Resistant to impact damage, only in Black (BKB). Add \$13.00.
- For hard surface flooring casters, please specify C10R. Add \$42.00.
- For fully assembled in box, please specify SU. Add \$50.00

DESCRIPTION	FEATURES	MODEL#	STANDARD FABRIC GRADES											
			1	2	3	4	5	6	7	8	9	10	11	12
 <p>HB Tilter COM Yardage: 2.50 Freight Class: 250 Product Weight (lbs.): 44 Cubic Feet Per Carton: 11.50</p>	 <p>ADJUSTMENTS (1) Tilt tension (2) Pneumatic seat height (8) Chair tilt lock (5A) Center-tilt action</p>													
		4003	-	-	-	-	362	-	-	661	753	903	1127	1396
		OVERALL DIMENSIONS			SEAT DIMENSIONS			BACK DIMENSIONS						
		W	D	H	W	D	H	W	H					
		25	29	42	20.5	19	16-20	21		24				
		Ergonomic Features: A, B, C, N, S		 										

DESCRIPTION	FEATURES	MODEL#	STANDARD FABRIC GRADES											
			1	2	3	4	5	6	7	8	9	10	11	12
 <p>HB Conference Chair COM Yardage: 2.50 Freight Class: 250 Product Weight (lbs.): 39 Cubic Feet Per Carton: 11.50</p>														
		4003-SC	-	-	-	-	411	-	-	715	809	961	1191	1465
		OVERALL DIMENSIONS			SEAT DIMENSIONS			BACK DIMENSIONS						
		W	D	H	W	D	H	W	H					
		25	29	44	20.5	18	18.5	21		24				
		Ergonomic Features: A, B, C, N, S												

DESCRIPTION	FEATURES	MODEL#	STANDARD FABRIC GRADES											
			1	2	3	4	5	6	7	8	9	10	11	12
 <p>Armchair w/ Sled Base COM Yardage: 2.50 Freight Class: 250 Product Weight (lbs.): 33 Cubic Feet Per Carton: 13</p>	<p>Ergonomic Features: N</p>	<p>4004</p>	-	-	-	-	362	-	-	661	753	903	1127	1396
			OVERALL DIMENSIONS			SEAT DIMENSIONS			BACK DIMENSIONS					
			W	D	H	W	D	H	W		H			
			24.5	26.5	36	20	19	18	20.5		19			
			<p>RTA 1</p>											
 <p>HB Tilter - Arno Deluxe COM Yardage: 2.50 Freight Class: 250 Product Weight (lbs.): 44 Cubic Feet Per Carton: 11.75</p>	 <p>ADJUSTMENTS (1) Tilt tension (2) Pneumatic seat height (9) Chair tilt lock (5A) Center-tilt action</p>	<p>4009</p>	-	-	-	-	451	-	-	750	842	990	1215	1485
			OVERALL DIMENSIONS			SEAT DIMENSIONS			BACK DIMENSIONS					
			W	D	H	W	D	H	W		H			
			25.5	29.5	43	20.5	19.5	17-21	20.5		24			
			<p>RTA 1 </p>											

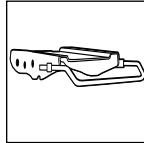
ARTI



model 6670-2



model 6670-2



Multi-Depth Mechanism
Standard on all models. Allows seat to move forward and backward over a 2" range with 5 locking positions to provide a more shallow or deeper seat.



model 6671-2 (ALU)



model 6671-2 (ALU)


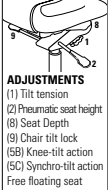

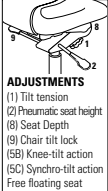

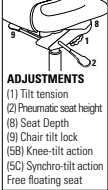
STANDARD FEATURES

- Arti is a high-tech chair specifically designed to provide enhanced back support and allow the spine to move and flex in a healthy way.
- The chair back articulates like a human spine, allowing the chair back to reshape itself and mimic the user profile automatically responding to the user's body movement.
- Arti comes from the collaboration of world renowned designers Zooye Chu and Endison Lu.
- Standard with Global's high quality Soft Descent™ Pneumatic lift which slowly and gently lowers the seat height of the chair making it easy to obtain exactly the right seat height you desire.
- Side activated sliding seat depth adjustment (MD), is standard. Provides 2" of seat depth adjustment.
- Height and width (WA) adjustable arms. Armcaps are soft to the touch Self Skinned Urethane.
- Armcaps are depth adjustable (slide forward and backward) to suit user preference and slide over top of the seat to narrow the space between arms (movements can be locked to avoid unintentional movement).

- Armcaps also articulate inwards and outwards 30° to aim toward the keyboard or mouse arena.
- Black injection molded, fiberglass reinforced, nylon governor base B7B is standard.
- C1 dual-wheel carpet casters are standard.

OPTIONAL FEATURES

- Mesh models are available in any of the 24 standard Vue Mesh colors. Please specify color: Sandy Beach (VU10), Dessert Sand (VU11), Orange Sunset (VU12), Chocolate Fountain (VU13), Artic Blue (VU14), Quarry Grey (VU15), Tidal Wave (VU16), Ivy Moss (VU17), Red Rose (VU18), Black (VU19), White (VU20), Lime (VU21), Chartreuse (VU23), Pool Blue (VU26), Sky (VU28), Ice (VU30), Primary Blue (VU32), Tangerine (VU34), Paprika (VU37), Grain (VU40), Yellow (VU43), Silver Grey (VU55), Silver (VU63), Hot Pink (VU65) and Red Mittens (VU70).
- Available in fabrics, vinyls, and leathers with the EXCEPTION of leather/mock leather, Imprint, Renewal, and Station.
- Optional polished aluminum base B7A is available. Please specify (ALU). Add \$110.00
- For hard surface flooring casters, please specify C9R. Add \$47.00.
- For fully assembled in box, please specify SU. Add \$50.00

DESCRIPTION	FEATURES	MODEL#	STANDARD FABRIC GRADES													
			1	2	3	4	5	6	7	8	9	10	11	12		
 <p>Polypropylene HB Synchro Knee-Tilter COM Yardage: 1 Freight Class: 150 Product Weight (lbs.): 59 Cubic Feet Per Carton: 10.50</p> <p>Ergonomic Features: A, B, C, D, E, H, J, L, M, N, Q, R</p>	 <p>ADJUSTMENTS (1) Tilt tension (2) Pneumatic seat height (8) Seat Depth (9) Chair tilt lock (5B) Knee-tilt action (5C) Synchro-tilt action Free floating seat</p>	6670-2	1095	1123	1146	1179	1227	1244	1286	1365	1403	1477	1577	1702		
		6670L-2	-	-	-	-	-	-	-	-	1299	1351	1415	1524	1649	
		OVERALL DIMENSIONS			SEAT DIMENSIONS			BACK DIMENSIONS								
		W	D	H	W	D	H	W	H							
25.5	25	41.5	19	16.5-20.5	16-18	17.5	21									
			RTA 4	ups												
 <p>Mesh HB Synchro Knee-Tilter COM Yardage: 1 Freight Class: 150 Product Weight (lbs.): 59 Cubic Feet Per Carton: 10.50</p> <p>Ergonomic Features: A, B, C, D, E, H, J, L, M, N, Q, R</p>	 <p>ADJUSTMENTS (1) Tilt tension (2) Pneumatic seat height (8) Seat Depth (9) Chair tilt lock (5B) Knee-tilt action (5C) Synchro-tilt action Free floating seat</p>	6671-2	1195	1224	1247	1280	1328	1345	1387	1466	1504	1578	1678	1803		
		6671L-2	-	-	-	-	-	-	-	1398	1450	1514	1623	1748		
		OVERALL DIMENSIONS			SEAT DIMENSIONS			BACK DIMENSIONS								
		W	D	H	W	D	H	W	H							
25.5	25	41.5	19	16.5-20.5	16-18	17.5	21									
			RTA 4	ups												
 <p>Upholstered HB Synchro Knee-Tilter COM Yardage: 1.25 Freight Class: 150 Product Weight (lbs.): 59 Cubic Feet Per Carton: 10.50</p> <p>Ergonomic Features: A, B, C, D, E, H, J, L, M, N, Q, R</p>	 <p>ADJUSTMENTS (1) Tilt tension (2) Pneumatic seat height (8) Seat Depth (9) Chair tilt lock (5B) Knee-tilt action (5C) Synchro-tilt action Free floating seat</p>	6673-2	1145	1190	1226	1280	1356	1383	1450	1577	1638	1756	1916	2116		
		6673L-2	-	-	-	-	-	-	-	1398	1480	1584	1759	1959		
		OVERALL DIMENSIONS			SEAT DIMENSIONS			BACK DIMENSIONS								
		W	D	H	W	D	H	W	H							
25.5	25	41.5	19	16.5-20.5	16-18	17.5	21									
			RTA 4	ups												

ARTURO™



model 3991



model 3992

STANDARD FEATURES

- Stitched seat and back design, padded headrest (model 3991) and upholstered open arms.
- All models (except armchair) are standard with a five-legged, injection molded “spider” base.
- Base and frame are available in Black (BK) Only.
- C65 casters are standard.
- Standard in Leather/Mock Leather combination (Grade 5). Not available in Fabric.

- Please refer to the “Casters Selection” section of the price book for caster options. Optional casters may be priced higher than the standard casters for your chair and the difference will be charged. Lower priced optional casters will not be credited.
- For hard surface flooring casters, specify C65R. Add \$47.00.
- Optional ballistic nylon outer back fabric available. Resistant to impact damage, only in Black (BKB). Add \$13.00.

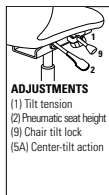
OPTIONAL FEATURES

- For fully assembled in box, please specify SU. Add \$50.00

DESCRIPTION FEATURES MODEL# STANDARD FABRIC GRADES



Extended HB Tilter
COM Yardage: 4
Freight Class: 250
Product Weight (lbs.): 54
Cubic Feet Per Carton: 14



ADJUSTMENTS
(1) Tilt tension
(2) Pneumatic seat height
(9) Chair tilt lock
(5A) Center-tilt action

Ergonomic Features:
A, B, C, M, N, S

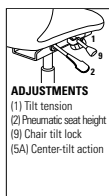
MODEL#	1	2	3	4	5	6	7	8	9	10	11	12
3991	-	-	-	-	1036	-	-	1512	1658	1897	2257	2688

OVERALL DIMENSIONS			SEAT DIMENSIONS			BACK DIMENSIONS	
W	D	H	W	D	H	W	H
26	30.5	50	21	20	16.5-20.5	21.5	30.5

RTA 1



HB Tilter
COM Yardage: 3.50
Freight Class: 250
Product Weight (lbs.): 52
Cubic Feet Per Carton: 13.25



ADJUSTMENTS
(1) Tilt tension
(2) Pneumatic seat height
(9) Chair tilt lock
(5A) Center-tilt action

Ergonomic Features:
A, B, C, M, N, S

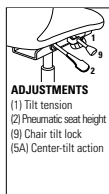
MODEL#	1	2	3	4	5	6	7	8	9	10	11	12
3992	-	-	-	-	958	-	-	1374	1503	1711	2027	2405

OVERALL DIMENSIONS			SEAT DIMENSIONS			BACK DIMENSIONS	
W	D	H	W	D	H	W	H
26	30	43	20.5	19.5	16.5-20.5	20.5	25

RTA 1



LB Tilter
COM Yardage: 3.50
Freight Class: 250
Product Weight (lbs.): 44
Cubic Feet Per Carton: 11.50



ADJUSTMENTS
(1) Tilt tension
(2) Pneumatic seat height
(9) Chair tilt lock
(5A) Center-tilt action

Ergonomic Features:
A, B, C, M, N, S

MODEL#	1	2	3	4	5	6	7	8	9	10	11	12
3993	-	-	-	-	921	-	-	1339	1469	1678	1992	2368

OVERALL DIMENSIONS			SEAT DIMENSIONS			BACK DIMENSIONS	
W	D	H	W	D	H	W	H
26	29.5	37	20.5	19.5	16.5-20.5	20.5	18

RTA 1



Armchair
COM Yardage: 3.50
Freight Class: 250
Product Weight (lbs.): 40
Cubic Feet Per Carton: 11.75

Ergonomic Features:
M, N

MODEL#	1	2	3	4	5	6	7	8	9	10	11	12
3994	-	-	-	-	884	-	-	1299	1429	1636	1950	2329

OVERALL DIMENSIONS			SEAT DIMENSIONS			BACK DIMENSIONS	
W	D	H	W	D	H	W	H
26	29.5	35	20.5	19.5	18	20.5	18

RTA 2

ASPEN™



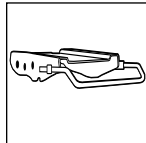
model 2850-3



model 2851-3



Lumbar Support
Back height can be adjusted to enable a user to reposition the contact zone of lumbar support.



Multi-Depth Mechanism
Standard on Multi - Tilter. Allows seat to move forward and backward over a 2" range with 5 locking positions to provide a more shallow or deeper seat.



model 2852-3

STANDARD FEATURES

- Aspen features a slender design and sensitive profile with a superior level of comfort.
- Extended back models are standard with a height adjustable headrest.
- Ratchet back height adjustment.
- All models are standard with height and width adjustable arms (AS) that feature a sliding armcap providing extra support for all users.
- Models feature braille on the underside of all paddles.
- Model 2852-6SC features a self centering cylinder which swivels and automatically returns to the starting seat location. This model is standard with a flat 5 star base in Black (BK) with C7 glides.
- Base and arm detail is standard in Black (BK).
- All models are standard with seat depth adjustment.
- All models are shipped partially KD.
- C82 dual wheel carpet casters are standard.

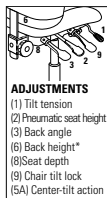


- Multi-Depth Mechanism Standard on Multi-tilter models only. Allows seat to move forward and backward over a 2" range with 5 locking positions to provide a more shallow or deeper seat.
- OPTIONAL FEATURES**
- Optional polished aluminum base is available. Please specify (ALU). Add \$110.00. Coordinating chrome finished arms are available at no upcharge. Please specify (AC).
 - Please refer to "Arm Selection" section of the price book for additional arm options.
 - For hard surface flooring casters, specify C9R. Add \$63.00
 - Available in fabrics, vinyls, and leathers with the EXCEPTION of Match, Pebbles, and Station. Also available in two tone upholstery as shown.
 - For fully assembled in box, please specify SU. Add \$50.00.

DESCRIPTION FEATURES MODEL# STANDARD FABRIC GRADES



Extended Back Multi - Tilter
COM Yardage: 2.50
Freight Class: 150
Product Weight (lbs.): 66
Cubic Feet Per Carton: 14.75

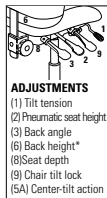


Ergonomic Features:
A, B, C, D, E, F, G, H, M, N, Q, S, V

	1	2	3	4	5	6	7	8	9	10	11	12
2850-3	1029	1088	1135	1205	1304	1340	1427	1593	1673	1827	2036	2297
2850LM-3	-	-	-	-	1391	-	-	1680	1769	1914	2133	2394
Leather/Mock Leather												
OVERALL DIMENSIONS			SEAT DIMENSIONS			BACK DIMENSIONS						
W	D	H	W	D	H	W	H					
25	24	45	19.5	19.5-21	16.5-20.5	18.5	26.5-29					



HB Multi - Tilter
COM Yardage: 2.25
Freight Class: 150
Product Weight (lbs.): 64
Cubic Feet Per Carton: 14.75

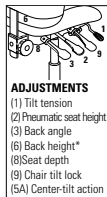


Ergonomic Features:
A, B, C, D, E, F, G, H, M, N, Q, S, V

	1	2	3	4	5	6	7	8	9	10	11	12
2851-3	918	971	1013	1076	1166	1198	1276	1426	1497	1636	1824	2059
2851LM-3	-	-	-	-	1244	-	-	1422	1478	1567	1702	1863
Leather/ Mock Leather												
OVERALL DIMENSIONS			SEAT DIMENSIONS			BACK DIMENSIONS						
W	D	H	W	D	H	W	H					
25	24	41	19.5	18-19.5	16.5-20.5	19.5	22.5					






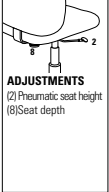


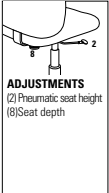

MB Multi - Tilter
COM Yardage: 2
Freight Class: 150
Product Weight (lbs.): 62
Cubic Feet Per Carton: 13



Ergonomic Features:
A, B, C, D, E, F, G, H, M, N, Q, S, V

	1	2	3	4	5	6	7	8	9	10	11	12
2852-3	892	939	977	1033	1112	1141	1210	1343	1407	1530	1698	1907
2852LM-3	-	-	-	-	1186	-	-	1366	1421	1511	1645	1807
Leather/Mock Leather												
OVERALL DIMENSIONS			SEAT DIMENSIONS			BACK DIMENSIONS						
W	D	H	W	D	H	W	H					
25	24	37	19.5	18.5-21	16.5-20.5	18.5	18.5-21					



DESCRIPTION	FEATURES	MODEL#	STANDARD FABRIC GRADES												
			1	2	3	4	5	6	7	8	9	10	11	12	
 <p>MB Conference Chair COM Yardage: 2 Freight Class: 250 Product Weight (lbs.): 44 Cubic Feet Per Carton: 13</p>	<p>Ergonomic Features: A, B, D, H, M, N, Q, S</p>	<p>RTA 2 </p>	2852-6SC	819	866	904	960	1039	1068	1137	1270	1334	1457	1625	1834
			2852LM-6SC	-	-	-	-	1086	-	-	1329	1403	1525	1709	1927
			OVERALL DIMENSIONS			SEAT DIMENSIONS			BACK DIMENSIONS						
			W D H			W D H			W H						
			25 24 37			19.5 18.5 18.5			18.5 18.5-21						
 <p>MB Drafting Stool w/Arms COM Yardage: 2 Freight Class: 250 Product Weight (lbs.): 57 Cubic Feet Per Carton: 17</p>	 <p>ADJUSTMENTS (2) Pneumatic seat height (8) Seat depth</p>	<p>RTA 2 </p>	2858-6	892	939	977	1033	1112	1141	1210	1343	1407	1530	1698	1907
			2858LM-6	-	-	-	-	1186	-	-	1417	1489	1605	1780	1988
			OVERALL DIMENSIONS			SEAT DIMENSIONS			BACK DIMENSIONS						
			W D H			W D H			W H						
			25 24 49			19.5 18.5-21 23.5-33.5			18.5 18.5-21						
 <p>MB Drafting Stool Armless COM Yardage: 2 Freight Class: 250 Product Weight (lbs.): 50 Cubic Feet Per Carton: 13</p>	 <p>ADJUSTMENTS (2) Pneumatic seat height (8) Seat depth</p>	<p>RTA 2 </p>	2858-6NA	829	876	914	970	1049	1078	1147	1280	1344	1467	1635	1844
			2858LM-6NA	-	-	-	-	1124	-	-	1355	1427	1543	1718	1926
			OVERALL DIMENSIONS			SEAT DIMENSIONS			BACK DIMENSIONS						
			W D H			W D H			W H						
			25 24 49			19.5 18.5-21 23.5-33.5			18.5 18.5-21						

AUBURN



model 3767



Optional Base
Polished Aluminum (ALU) finish is available on arm frame and base at an upcharge Add \$249.00



Wood-capped base



Polished Aluminum



Optional Base
Wood-capped steel base with C1 casters is available at an upcharge (B4M), add \$314.00.


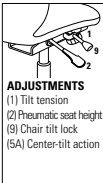
STANDARD FEATURES

- This transitional style judges chair offers a scrolled urethane arm for durability and comfort.
- Standard with a five-legged, injection molded base in Black (BK) with C10 casters.
- Standard in Leather/Mock Leather combination (grade 5). Not available in Fabric.

OPTIONAL FEATURES

- Wood-capped base available in Absolute (AAM), Black (BKM), Cherry (ACM), Espresso Cafe (ECM), English Oak (EOM), Fruitwood (TFM), Gray (HGM), Honey (AHM), Mahogany (TMM), Maple (AVM), Medium Walnut (MWM), Night (ASM), Shaker Cherry (SKM), Walnut (TWM), WC Cream (WTM), White (WHM) and Winter Cherry (WCE). Please Specify. Genuine maple faced veneers and solids are used.

- Optional aluminum base is available. A B2 aluminum base with black scuff tips and C10 casters. Add. \$110.00.
- Base available in a plastic/aluminum base. Add \$42.00.
- For hard flooring surface casters with wood-capped base, please specify C9R. Add 47.00.
- For hard surface flooring please specify C10R casters.
- Please refer to the "Casters Selection" section of the price book for caster options. Optional casters may be priced higher than the standard casters for your chair and the difference will be charged. Lower priced optional casters will not be credited.
- For availability of chair series in Vinyl, please contact a Global Sales Representative.
- For fully assembled in box, please specify SU. Add \$50.00.

DESCRIPTION	FEATURES	MODEL#	STANDARD FABRIC GRADES													
			1	2	3	4	5	6	7	8	9	10	11	12		
 <p>HB Tilter COM Yardage: 3 Freight Class: 250 Product Weight (lbs.): 63 Cubic Feet Per Carton: 22.25</p>	 <p>ADJUSTMENTS (1) Tilt tension (2) Pneumatic seat height (9) Chair tilt lock (5A) Center-tilt action</p>	3767	-	-	-	-	1173	-	-	1507	1611	1778	2031	2333		
		OVERALL DIMENSIONS			SEAT DIMENSIONS			BACK DIMENSIONS								
		W	D	H	W	D	H	W	H							
28	28	46.5	21.5	18	16.5-20.5	21.5	27.5									
		RTA 00														
Ergonomic Features: A, B, C, M, N, S																

BEACON™



model 3780



model 3787



Optional Base

An optional wood-capped steel base is available on models 3780 and 3781. Specify "B2" and finish (see list above). Add \$110.00.




model 3785



Nail Head Trim

Available on the barrel arm front (non-wood models only). Specify "NS". Add \$31.00.



Wood Arm Panels

Available as a no charge option on model 3788. Specify "UT" & wood finish (to match base finish chosen).


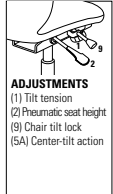

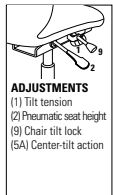

STANDARD FEATURES


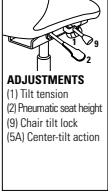

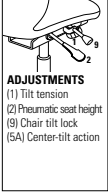

- Wedge back design and rolled barrel arm is perfect for the corporate or home office.
- Models 3780 and 3781 are standard with a five-legged, injection molded base with C10 casters.
- Models 3786 and 3787 are standard with a wood-capped steel base with C1 casters.

OPTIONAL FEATURES

- Optional ballistic nylon outer back fabric available. Resistant to impact damage. Available in Black Only (BKB). Add \$13.00.
- For availability of chair series in Vinyl, please contact a Global Sales Representative.
- Not available in Jenny (Grade 1).
- Optional arched aluminum base available on models 3780 and 3781. Specify "B5". Add \$110.00.

- Wood-capped base and arm panels are available in Absolute (AAM), Black (BKM), Cherry (ACM), Espresso Cafe (ECM), English Oak (EOM), Fruitwood (TFM), Gray (HGM), Honey (AHM), Mahogany (TMM), Maple (AVM), Medium Walnut (MWM), Night (ASM), Shaker Cherry (SKM), Walnut (TWM), WC Cream (WTM), White (WHM) and Winter Cherry (WCE). Please Specify. Genuine maple faced veneers and solids are used.
- An optional wood-capped steel base is available on models 3780 and 3781. Specify "B2" and finish (see list above). Add \$110.00.
- Please refer to the "Casters Selection" section of the price book for caster options. Optional casters may be priced higher than the standard casters for your chair and the difference will be charged. Lower priced optional casters will not be credited.
- For fully assembled in box, please specify SU. Add \$50.00.

DESCRIPTION	FEATURES	MODEL#	STANDARD FABRIC GRADES														
			1	2	3	4	5	6	7	8	9	10	11	12			
 <p>HB Tilter w/ Urethane Base COM Yardage: 3.50 Freight Class: 250 Product Weight (lbs.): 55 Cubic Feet Per Carton: 22.25</p>	 <p>ADJUSTMENTS (1) Tilt tension (2) Pneumatic seat height (9) Chair tilt lock (5A) Center-tilt action</p>	<p>Ergonomic Features: A, B, C, M, N, S</p>	3780	969	1053	1123	1222	1366	1418	1543	1783	1897	2120	2423	2798		
			OVERALL DIMENSIONS			SEAT DIMENSIONS			BACK DIMENSIONS								
			W	D	H	W	D	H	W	H							
	29.5	29	43	19	19	17-21	22	25									
 <p>MB Tilter w/ Urethane Base COM Yardage: 3.25 Freight Class: 250 Product Weight (lbs.): 45 Cubic Feet Per Carton: 20.25</p>	 <p>ADJUSTMENTS (1) Tilt tension (2) Pneumatic seat height (9) Chair tilt lock (5A) Center-tilt action</p>	<p>Ergonomic Features: A, B, C, M, N, S</p>	3781	908	986	1048	1144	1277	1325	1441	1662	1769	1975	2256	2605		
			OVERALL DIMENSIONS			SEAT DIMENSIONS			BACK DIMENSIONS								
			W	D	H	W	D	H	W	H							
	29.5	39	39	19	20	17-21	22	19									
 <p>Armchair Sled Base COM Yardage: 3.25 Freight Class: 250 Product Weight (lbs.): 56 Cubic Feet Per Carton: 20.25</p>	<p>Ergonomic Features: M, N</p>	3785	765	845	908	1002	1135	1182	1299	1521	1629	1834	2116	2465			
		OVERALL DIMENSIONS			SEAT DIMENSIONS			BACK DIMENSIONS									
		W	D	H	W	D	H	W	H								
	29.5	28	38	19	19	19	22.5	19									

DESCRIPTION	FEATURES	MODEL#	STANDARD FABRIC GRADES														
			1	2	3	4	5	6	7	8	9	10	11	12			
 <p>HB Tilter Wood Stump Arm Panels and Base Trim COM Yardage: 3.50 Freight Class: 250 Product Weight (lbs.): 55 Cubic Feet Per Carton: 22.25</p>	 <p>ADJUSTMENTS (1) Tilt tension (2) Pneumatic seat height (9) Chair tilt lock (5A) Center-tilt action</p>	<p>Ergonomic Features: A, B, C, M, N, S</p>	<p>3786 1303 1387 1456 1554 1699 1750 1875 2116 2229 2452 2755 3130</p>														
			<p>OVERALL DIMENSIONS</p> <p>W D H</p>			<p>SEAT DIMENSIONS</p> <p>W D H</p>			<p>BACK DIMENSIONS</p> <p>W H</p>								
			<p>29.5 29 43</p>			<p>19 20 17-21</p>			<p>23 24</p>								
			<p>RTA 00</p>														
 <p>MB Tilter Wood Stump Arm Panels and Base Trim COM Yardage: 3.25 Freight Class: 250 Product Weight (lbs.): 45 Cubic Feet Per Carton: 20.25</p>	 <p>ADJUSTMENTS (1) Tilt tension (2) Pneumatic seat height (9) Chair tilt lock (5A) Center-tilt action</p>	<p>Ergonomic Features: A, B, C, M, N, S</p>	<p>3787 1240 1320 1381 1476 1610 1657 1773 1995 2103 2310 2590 2939</p>														
			<p>OVERALL DIMENSIONS</p> <p>W D H</p>			<p>SEAT DIMENSIONS</p> <p>W D H</p>			<p>BACK DIMENSIONS</p> <p>W H</p>								
			<p>29.5 27 39</p>			<p>19.5 18-19.5 16.5-20.5</p>			<p>18 22.5</p>								
			<p>RTA 00</p>														
 <p>Armchair Wood Base COM Yardage: 3.25 Freight Class: 250 Product Weight (lbs.): 55 Cubic Feet Per Carton: 20.25</p>		<p>Ergonomic Features: M, N</p>	<p>3788 1094 1172 1235 1330 1462 1511 1627 1849 1957 2161 2442 2792</p>														
			<p>OVERALL DIMENSIONS</p> <p>W D H</p>			<p>SEAT DIMENSIONS</p> <p>W D H</p>			<p>BACK DIMENSIONS</p> <p>W H</p>								
			<p>29.5 27 39</p>			<p>19.5 18-19.5 16.5-20.5</p>			<p>18 22.5</p>								
			<p>RTA 00</p>														

CONCORDE™



model 2400-18



model 2400-18



Push Button

Location within reach increases your adjustment. Promotes good posture as you move to various positions.



Polished Aluminum Base

Concorde Presidential models are standard with a polished aluminum base.



model 2409

STANDARD FEATURES

- All adjustments are made with button controls that are conveniently located in full view, for easy use.
- Compound curved molded foam seat and back cushions.
- Standard Pneumatic seat height adjustment and 5 - position tilt lock, back angle is lockable on 7 - positions.
- Standard with Allen-bolted width adjustable arms (Allen key included). Arms adjust 1 1/4" wider on each side for a total of 2 1/2" extra width.
- Ratchet style back height adjustment.
- All models are standard with a reinforced five-legged, injection molded base with C10 casters, Black (BK) Only.
- Concorde Executive 24HR is rated for multi-shift use for persons up to 350 pounds.
- The Concorde is fully assembled in box, as standard.

OPTIONAL FEATURES

- Concorde Presidential has decorative stitching that is always off-white to show contrast with leather upholstery. Color coordinated thread can be used upon request. Please specify "Matching Thread" very clearly on order. This is a No Charge option.
- Concorde Presidential has a larger headrest, wider back and closed upholstered arms.
- Concorde Presidential is optional with black base and black arm button trim is available at no additional charge. Please Specify (BK).
- Concorde Executive and Executive 24hr are available in the following GLOBAL fabrics: Crescent, Cumulus, Imprint, Oxygen, Quantum, Renewal, Replay and Silhouette (Grd 2), fabrics Brisa, Brisa Distressed, UltraLeather (Grd 7). Not available in other vinyls or leather/Mock leather combination.
- Optional aluminum base is available. Add. \$110.00.
- Models are Not available with C7 glides.
- Model 2409 is standard with C25 casters. Please refer to the "Casters Selection" section of the price book for caster options. Optional casters may be priced higher than the standard casters for your chair and the difference will be charged. Lower priced optional casters will not be credited.

DESCRIPTION

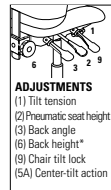
FEATURES

MODEL#

STANDARD FABRIC GRADES



HB Multi - Tilter Concorde Executive
COM Yardage: 2.50
Freight Class: 250
Product Weight (lbs.): 76
Cubic Feet Per Carton: 23.50



ADJUSTMENTS
(1) Tilt tension
(2) Pneumatic seat height
(3) Back angle
(6) Back height*
(9) Chair tilt lock
(5A) Center-tilt action

Ergonomic Features:
A, B, C, D, G, M, N, Q, S, T

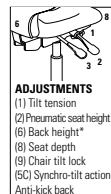
	1	2	3	4	5	6	7	8	9	10	11	12
2400-18	-	2879	2926	3000	3103	3141	3232	3399	3483	3639	3859	4128

OVERALL DIMENSIONS			SEAT DIMENSIONS			BACK DIMENSIONS	
W	D	H	W	D	H	W	H
26	28	48	21	19.5	17.5-21.5	21	31

RTA 00



HB Synchro - Tilter Deluxe Concorde Presidential
COM Yardage: 23.50
Freight Class: 250
Product Weight (lbs.): 78
Cubic Feet Per Carton: 23.50



ADJUSTMENTS
(1) Tilt tension
(2) Pneumatic seat height
(6) Back height*
(8) Seat depth
(9) Chair tilt lock
(5C) Synchro-tilt action
Anti-kick back

Ergonomic Features:
A, B, C, D, E, L, M, N, Q, T

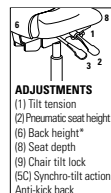
	1	2	3	4	5	6	7	8	9	10	11	12
2409	-	-	-	-	-	-	-	-	-	4723	5077	5453

OVERALL DIMENSIONS			SEAT DIMENSIONS			BACK DIMENSIONS	
W	D	H	W	D	H	W	H
28.5	27	50	21	18-20	18-22	21	28-31

RTA 00



HB Synchro - Tilter Concorde Executive 24HR
COM Yardage: 2.50
Freight Class: 250
Product Weight (lbs.): 78
Cubic Feet Per Carton: 23.50



ADJUSTMENTS
(1) Tilt tension
(2) Pneumatic seat height
(6) Back height*
(8) Seat depth
(9) Chair tilt lock
(5C) Synchro-tilt action
Anti-kick back


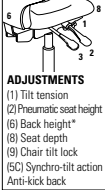

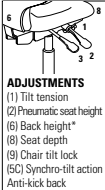

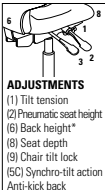
Seat depth Adjust: 16" to 18"

Ergonomic Features:
A, B, C, D, E, L, M, N, Q, T

	1	2	3	4	5	6	7	8	9	10	11	12
2424	-	2155	2203	2275	2380	2418	2506	2676	2759	2916	3133	3402

OVERALL DIMENSIONS			SEAT DIMENSIONS			BACK DIMENSIONS	
W	D	H	W	D	H	W	H
28.5	27	50	21	17.5-19	18-22	21	28-31

RTA 00

DESCRIPTION	FEATURES	MODEL#	STANDARD FABRIC GRADES												
			1	2	3	4	5	6	7	8	9	10	11	12	
 <p>HB Synchro - Tilter Concorde Executive 24HR COM Yardage: 2.50 Freight Class: 250 Product Weight (lbs.): 78 Cubic Feet Per Carton: 23.50</p>	 <p>ADJUSTMENTS (1) Tilt tension (2) Pneumatic seat height (6) Back height* (8) Seat depth (9) Chair tilt lock (5C) Synchro-tilt action Anti-kick back</p>	<p>2424-18</p>	-	2190	2241	2313	2413	2453	2544	2712	2797	2954	3172	3441	
			OVERALL DIMENSIONS			SEAT DIMENSIONS			BACK DIMENSIONS						
			W	D	H	W	D	H	W	H					
			28.5	27	50	21	17.5-19	18-22	21	28-31					
			RTA 00												
 <p>LB Synchro - Tilter Concorde Executive 24HR COM Yardage: 2 Freight Class: 250 Product Weight (lbs.): 71 Cubic Feet Per Carton: 20.50</p>	 <p>ADJUSTMENTS (1) Tilt tension (2) Pneumatic seat height (6) Back height* (8) Seat depth (9) Chair tilt lock (5C) Synchro-tilt action Anti-kick back</p>	<p>2425</p>	-	2112	2153	2210	2292	2321	2395	2529	2596	2722	2896	3110	
			OVERALL DIMENSIONS			SEAT DIMENSIONS			BACK DIMENSIONS						
			W	D	H	W	D	H	W	H					
			28.5	27	40	21	18	18-22	21	20-23					
			RTA 00												
 <p>LB Synchro - Tilter Concorde Executive 24HR COM Yardage: 2 Freight Class: 250 Product Weight (lbs.): 71 Cubic Feet Per Carton: 20.50</p>	 <p>ADJUSTMENTS (1) Tilt tension (2) Pneumatic seat height (6) Back height* (8) Seat depth (9) Chair tilt lock (5C) Synchro-tilt action Anti-kick back</p>	<p>2425-18</p>	-	2153	2190	2250	2332	2362	2434	2568	2636	2760	2937	3151	
			OVERALL DIMENSIONS			SEAT DIMENSIONS			BACK DIMENSIONS						
			W	D	H	W	D	H	W	H					
			28.5	27	40	21	18	18-22	21	20-31					
			RTA 00												

DIPLOMAT



model 2106



model 2107

STANDARD FEATURES


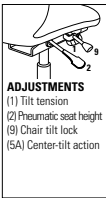

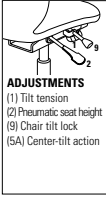
- A contoured seat and back are accented by wood arms and base (on tilter models), providing comfort and classic styling.
- Series includes Tilters, guest chairs and bar stool. See page 178-179 for additional series
- C1 casters are standard on tilter models.
- When upholstered in Leather or Leather Mock, models will be in all Leather or in all Leather Mock.

OPTIONAL FEATURES

- Wood-capped base and arms are available in Absolute (AAM), Black (BKM), Cherry (ACM), Espresso Cafe (ECM), English Oak (EOM), Fruitwood (TFM), Gray (HGM), Honey (AHM),

Mahogany (TMM), Maple (AVM), Medium Walnut (MWM), Night (ASM), Shaker Cherry (SKM), Walnut (TWM), WC Cream (WTM), White (WHM) and Winter Cherry (WCE). Please Specify. Genuine maple faced veneers and solids are used.

- Please refer to the "Casters Selection" section of the price book for caster options. Optional casters may be priced higher than the standard casters for your chair and the difference will be charged. Lower priced optional casters will not be credited.
- For fully assembled in box, please specify SU. Add \$50.00.

DESCRIPTION	FEATURES	MODEL#	STANDARD FABRIC GRADES													
			1	2	3	4	5	6	7	8	9	10	11	12		
 <p>HB Tilter COM Yardage: 11.75 Freight Class: 250 Product Weight (lbs.): 40 Cubic Feet Per Carton: 11.75</p>	 <p>ADJUSTMENTS (1) Tilt tension (2) Pneumatic seat height (9) Chair tilt lock (5A) Center-tilt action</p>	2106	783	830	868	924	1003	1032	1101	1234	1298	1421	1589	1798		
			OVERALL DIMENSIONS			SEAT DIMENSIONS			BACK DIMENSIONS							
			W	D	H	W	D	H	W	H						
			24.5	27	43.5	21	18.5	17.5-21.5	21	27.5						
 <p>MB Tilter COM Yardage: 1.75 Freight Class: 250 Product Weight (lbs.): 250 Cubic Feet Per Carton: 11.50</p>	 <p>ADJUSTMENTS (1) Tilt tension (2) Pneumatic seat height (9) Chair tilt lock (5A) Center-tilt action</p>	2107	761	802	835	884	954	979	1040	1156	1212	1320	1466	1649		
			OVERALL DIMENSIONS			SEAT DIMENSIONS			BACK DIMENSIONS							
			W	D	H	W	D	H	W	H						
			24.5	26.5	37	19	20	17-21	22	19						

Ergonomic Features:
A, B, C, M, N, S

RTA 1

Ergonomic Features:
A, B, C, M, N, S

RTA 1

ECHO



model 3670-3



model 3672



Optional Base
Polished Aluminum base with black scuff tips. Specify "B2". Add \$110.00.


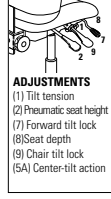


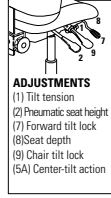


STANDARD FEATURES

- A form fitted contoured back incorporates a SCHUKRA lumbar mechanism and provides full support from shoulder to hip.
- A unique dial on the back of the chair allows for customizing lumbar support.
- Standard with height and width adjustable waterfall arms (3P) with SSU armcaps.
- Vari Width Adpater Plate (WA) available when chair is ordered with adjustable height arms. Allows each arm to move outward an additional 2" (for a total of 4" extra seat width) and locks with the use of an easy to maneuver lever.
- Multi-Tilter model is standard with a five-legged injection reinforced molded "spider" base with C65 casters.

- Model 3672 is standard in chrome.

OPTIONAL FEATURES

- Soft touch urethane sculpted arm pads are available on model 3672 in Black Only.
- Optional steel cushioned glides (B) are available on model 3672. Add \$18.00. Please specify.
- An optional Black (BK) or Tungsten (TUN) frame at no charge on model 3672.
- Please refer to the "Casters Selection" section of the price book for caster options.
- For fully assembled in box, please specify SU. Add \$50.00.

DESCRIPTION	FEATURES	MODEL#	STANDARD FABRIC GRADES																																																																																						
			1	2	3	4	5	6	7	8	9	10	11	12																																																																											
 <p>HB Multi - Tilter COM Yardage: 2 Freight Class: 150 Product Weight (lbs.): 60 Cubic Feet Per Carton: 10.50</p>	 <p>ADJUSTMENTS (1) Tilt tension (2) Pneumatic seat height (7) Forward tilt lock (8) Seat depth (9) Chair tilt lock (5A) Center-tilt action</p>	<p>Ergonomic Features: A, B, C, D, F, G, H, M, N, Q, S, V</p>	<table border="1"> <tr> <td>3670-3</td> <td>954</td> <td>1000</td> <td>1036</td> <td>1091</td> <td>1169</td> <td>1197</td> <td>1265</td> <td>1396</td> <td>1459</td> <td>1579</td> <td>1744</td> <td>1948</td> </tr> <tr> <td>3670LM-3</td> <td>-</td> <td>-</td> <td>-</td> <td>-</td> <td>1176</td> <td>-</td> <td>-</td> <td>1419</td> <td>1495</td> <td>1615</td> <td>1799</td> <td>2018</td> </tr> <tr> <td colspan="12">Leather/Mock Leather</td> </tr> <tr> <td colspan="3">OVERALL DIMENSIONS</td> <td colspan="3">SEAT DIMENSIONS</td> <td colspan="6">BACK DIMENSIONS</td> </tr> <tr> <td>W</td> <td>D</td> <td>H</td> <td>W</td> <td>D</td> <td>H</td> <td>W</td> <td>D</td> <td>H</td> <td>W</td> <td>H</td> <td colspan="2"></td> </tr> <tr> <td>26</td> <td>26.5</td> <td>50</td> <td>20.5</td> <td>18.5</td> <td>17-21</td> <td>19</td> <td colspan="2">28.5-31</td> <td colspan="3"></td> </tr> </table>												3670-3	954	1000	1036	1091	1169	1197	1265	1396	1459	1579	1744	1948	3670LM-3	-	-	-	-	1176	-	-	1419	1495	1615	1799	2018	Leather/Mock Leather												OVERALL DIMENSIONS			SEAT DIMENSIONS			BACK DIMENSIONS						W	D	H	W	D	H	W	D	H	W	H			26	26.5	50	20.5	18.5	17-21	19	28.5-31				
			3670-3	954	1000	1036	1091	1169	1197	1265	1396	1459	1579	1744	1948																																																																										
			3670LM-3	-	-	-	-	1176	-	-	1419	1495	1615	1799	2018																																																																										
			Leather/Mock Leather																																																																																						
OVERALL DIMENSIONS			SEAT DIMENSIONS			BACK DIMENSIONS																																																																																			
W	D	H	W	D	H	W	D	H	W	H																																																																															
26	26.5	50	20.5	18.5	17-21	19	28.5-31																																																																																		
			<p>RTA 2 </p>																																																																																						
 <p>MB Multi - Tilter COM Yardage: 1.75 Freight Class: 150 Product Weight (lbs.): 58 Cubic Feet Per Carton: 10.50</p>	 <p>ADJUSTMENTS (1) Tilt tension (2) Pneumatic seat height (7) Forward tilt lock (8) Seat depth (9) Chair tilt lock (5A) Center-tilt action</p>	<p>Ergonomic Features: A, B, C, D, F, G, H, M, N, Q, S, V</p>	<table border="1"> <tr> <td>3671-3</td> <td>898</td> <td>939</td> <td>972</td> <td>898</td> <td>1088</td> <td>1112</td> <td>1172</td> <td>1287</td> <td>1341</td> <td>1447</td> <td>1590</td> <td>1770</td> </tr> <tr> <td>3671LM-3</td> <td>-</td> <td>-</td> <td>-</td> <td>-</td> <td>1093</td> <td>-</td> <td>-</td> <td>1306</td> <td>1372</td> <td>1477</td> <td>1638</td> <td>1830</td> </tr> <tr> <td colspan="12">Leather/Mock Leather</td> </tr> <tr> <td colspan="3">OVERALL DIMENSIONS</td> <td colspan="3">SEAT DIMENSIONS</td> <td colspan="6">BACK DIMENSIONS</td> </tr> <tr> <td>W</td> <td>D</td> <td>H</td> <td>W</td> <td>D</td> <td>H</td> <td>W</td> <td>D</td> <td>H</td> <td>W</td> <td>H</td> <td colspan="2"></td> </tr> <tr> <td>26</td> <td>26.5</td> <td>44</td> <td>20.5</td> <td>18.5</td> <td>17-21</td> <td>20</td> <td colspan="2">22.5-25</td> <td colspan="3"></td> </tr> </table>												3671-3	898	939	972	898	1088	1112	1172	1287	1341	1447	1590	1770	3671LM-3	-	-	-	-	1093	-	-	1306	1372	1477	1638	1830	Leather/Mock Leather												OVERALL DIMENSIONS			SEAT DIMENSIONS			BACK DIMENSIONS						W	D	H	W	D	H	W	D	H	W	H			26	26.5	44	20.5	18.5	17-21	20	22.5-25				
			3671-3	898	939	972	898	1088	1112	1172	1287	1341	1447	1590	1770																																																																										
			3671LM-3	-	-	-	-	1093	-	-	1306	1372	1477	1638	1830																																																																										
			Leather/Mock Leather																																																																																						
OVERALL DIMENSIONS			SEAT DIMENSIONS			BACK DIMENSIONS																																																																																			
W	D	H	W	D	H	W	D	H	W	H																																																																															
26	26.5	44	20.5	18.5	17-21	20	22.5-25																																																																																		
			<p>RTA 2 </p>																																																																																						
 <p>Armchair COM Yardage: 1.75 Freight Class: 300 Product Weight (lbs.): 26 Cubic Feet Per Carton: 13.25</p>		<p>Ergonomic Features: M, N</p>	<table border="1"> <tr> <td>3672</td> <td>470</td> <td>510</td> <td>542</td> <td>590</td> <td>659</td> <td>683</td> <td>743</td> <td>858</td> <td>912</td> <td>1018</td> <td>1161</td> <td>1341</td> </tr> <tr> <td>3672LM</td> <td>-</td> <td>-</td> <td>-</td> <td>-</td> <td>662</td> <td>-</td> <td>-</td> <td>864</td> <td>927</td> <td>1028</td> <td>1181</td> <td>1364</td> </tr> <tr> <td colspan="12">Leather/Mock Leather</td> </tr> <tr> <td colspan="3">OVERALL DIMENSIONS</td> <td colspan="3">SEAT DIMENSIONS</td> <td colspan="6">BACK DIMENSIONS</td> </tr> <tr> <td>W</td> <td>D</td> <td>H</td> <td>W</td> <td>D</td> <td>H</td> <td>W</td> <td>D</td> <td>H</td> <td>W</td> <td>H</td> <td colspan="2"></td> </tr> <tr> <td>24</td> <td>24.5</td> <td>34.5</td> <td>20.5</td> <td>18.5</td> <td>19</td> <td>20</td> <td colspan="2">16</td> <td colspan="3"></td> </tr> </table>												3672	470	510	542	590	659	683	743	858	912	1018	1161	1341	3672LM	-	-	-	-	662	-	-	864	927	1028	1181	1364	Leather/Mock Leather												OVERALL DIMENSIONS			SEAT DIMENSIONS			BACK DIMENSIONS						W	D	H	W	D	H	W	D	H	W	H			24	24.5	34.5	20.5	18.5	19	20	16				
			3672	470	510	542	590	659	683	743	858	912	1018	1161	1341																																																																										
			3672LM	-	-	-	-	662	-	-	864	927	1028	1181	1364																																																																										
			Leather/Mock Leather																																																																																						
OVERALL DIMENSIONS			SEAT DIMENSIONS			BACK DIMENSIONS																																																																																			
W	D	H	W	D	H	W	D	H	W	H																																																																															
24	24.5	34.5	20.5	18.5	19	20	16																																																																																		
			<p>RTA 00</p>																																																																																						

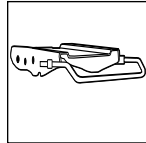
ENTERPRISE®



model 4560



model 4565



Multi-Depth Mechanism
Seat depth option is available on multi-tilter models. (see notes for more details)



model 4571-3

STANDARD FEATURES

- Gently sculpted seat and back provide lateral and lumbar support.
- Fixed height, impact and scuff resistant curved arms are standard on models 4560, 4561 and 4565. All other models are standard with adjustable height T-arms with teardrop shaped urethane armcaps (TD).
- All models (except armchair) are standard with a five-legged, injection molded base.
- Base and arms are only available in Black (BK).
- Model 4561-SC features a self centering cylinder which swivels and automatically returns to the starting seat location. This model is standard with a flat 5 star base in Black (BK) with C7 glides.
- Vari-Width Adapter Plate (WA) is standard when chair is ordered with adjustable height arms (AA, O, OJ, SB, TD, UB, ZH, ZT, 3M, 3N, 4J, 4M, 4T, 6L, 9B and 9S). Allows each arm to move outward an additional 2" (for a total of 4" extra seat width) and locks with the use of an easy to maneuver lever. C65 casters are standard.
- Not available in Leather.
- For fully assembled in box, please specify SU. Add \$50.00.

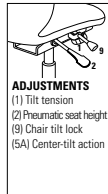
OPTIONAL FEATURES

- Wood-capped base and arms are available in Absolute (AAM), Black (BKM), Cherry (ACM), Espresso Cafe (ECM), English Oak (EOM), Fruitwood (TFM), Gray (HGM), Honey (AHM), Mahogany (TMM), Maple (AVM), Medium Walnut (MWM), Night (ASM), Shaker Cherry (SKM), Walnut (TWM), WC Cream (WTM), White (WHM) and Winter Cherry (WCE). Please Specify. Genuine maple faced veneers and solids are used.
- Optional ballistic nylon outer back fabric available. Resistant to impact damage. Black Only (BKB). Add \$13.00.
- Available with back edge vinyl bumper guard option (VBG). Add \$16.00.
- Multi-Depth Mechanism a seat depth option available on multi-tilter models 4570-3 and 4571-3. Allows seat to move forward and backward over a 2" range with 5 locking positions to provide a more shallow or deeper seat. Specify "MD". Add \$85.00
- Please refer to the "Casters Selection" section of the price book for caster options. Optional casters may be priced higher than the standard casters for your chair and the difference will be charged. Lower priced optional casters will not be credited.

DESCRIPTION FEATURES MODEL# STANDARD FABRIC GRADES



HB Tilter w/ Fixed Height Loop Arms
COM Yardage: 2
Freight Class: 250
Product Weight (lbs.): 39
Cubic Feet Per Carton: 11.50



ADJUSTMENTS
(1) Tilt tension
(2) Pneumatic seat height
(9) Chair tilt lock
(5A) Center-tilt action

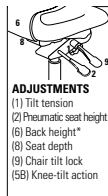
Ergonomic Features:
A, B, C, M, N, S

MODEL#	1	2	3	4	5	6	7	8	9	10	11	12
4560	466	514	551	609	691	722	793	931	996	1123	1294	1511

OVERALL DIMENSIONS			SEAT DIMENSIONS			BACK DIMENSIONS	
W	D	H	W	D	H	W	H
24.5	27	45	20.5	18.5	17-22	20	26



HB Knee - Tilter w/ Fixed Height Loop Arms
COM Yardage: 2
Freight Class: 250
Product Weight (lbs.): 41
Cubic Feet Per Carton: 13.25



ADJUSTMENTS
(1) Tilt tension
(2) Pneumatic seat height
(6) Back height*
(8) Seat depth
(9) Chair tilt lock
(5B) Knee-tilt action

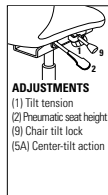
Ergonomic Features:
A, B, C, J, M, N

MODEL#	1	2	3	4	5	6	7	8	9	10	11	12
4560-2	633	683	722	780	864	893	966	1106	1173	1304	1479	1698

OVERALL DIMENSIONS			SEAT DIMENSIONS			BACK DIMENSIONS	
W	D	H	W	D	H	W	H
24.5	27	45	21	19.5	17-21	21	25



LB Tilter w/ Fixed Height Loop Arms
COM Yardage: 1.75
Freight Class: 250
Product Weight (lbs.): 36
Cubic Feet Per Carton: 9.75





ADJUSTMENTS
(1) Tilt tension
(2) Pneumatic seat height
(9) Chair tilt lock
(5A) Center-tilt action


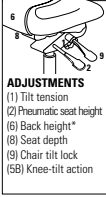

Ergonomic Features:
A, B, C, M, N, S



MODEL#	1	2	3	4	5	6	7	8	9	10	11	12
4561	444	485	520	569	642	667	731	850	908	1019	1170	1358


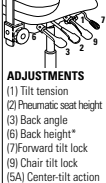

OVERALL DIMENSIONS			SEAT DIMENSIONS			BACK DIMENSIONS	
W	D	H	W	D	H	W	H
24.5	26.5	39	20.5	18.5	17-22	20	21


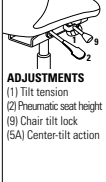




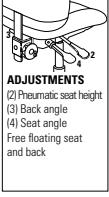


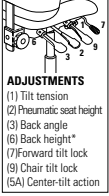


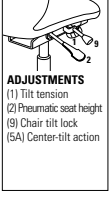


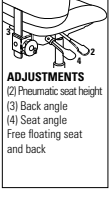


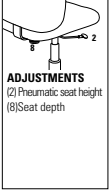

DESCRIPTION	FEATURES	MODEL#	STANDARD FABRIC GRADES												
			1	2	3	4	5	6	7	8	9	10	11	12	
 MB Conference Chair w/ Fixed Height Loop Arms COM Yardage: 1.75 Freight Class: 250 Product Weight (lbs.): 36 Cubic Feet Per Carton: 9.75		4561-SC	487	530	565	615	689	715	779	902	960	1073	1227	1419	
	OVERALL DIMENSIONS			SEAT DIMENSIONS			BACK DIMENSIONS								
	W	D	H	W	D	H	W	H							
			24.5	26.5	37	21	19.5	18	21	19					
			RTA 1												


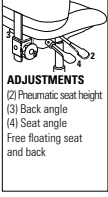


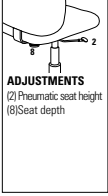


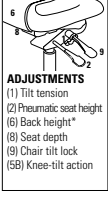


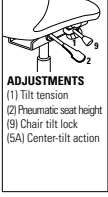


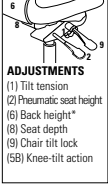

DESCRIPTION	FEATURES	MODEL#	STANDARD FABRIC GRADES													
			1	2	3	4	5	6	7	8	9	10	11	12		
 LB Knee - Tilter w/ Fixed Height Loop Arms COM Yardage: 1.75 Freight Class: 250 Product Weight (lbs.): 39 Cubic Feet Per Carton: 11.50	 ADJUSTMENTS (1) Tilt tension (2) Pneumatic seat height (6) Back height* (8) Seat depth (9) Chair tilt lock (5B) Knee-tilt action	4561-2	613	657	691	743	817	843	907	1028	1087	1199	1354	1545		
		OVERALL DIMENSIONS			SEAT DIMENSIONS			BACK DIMENSIONS								
		W	D	H	W	D	H	W	H							
			25	26.5	39	12	19.5	17-21	21	19						
			RTA 1													
			Ergonomic Features: A, B, C, J, M, N													


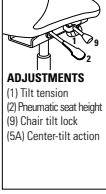
DESCRIPTION	FEATURES	MODEL#	STANDARD FABRIC GRADES												
			1	2	3	4	5	6	7	8	9	10	11	12	
 Armchair w/ Fixed Height Loop Arms COM Yardage: 1.75 Freight Class: 250 Product Weight (lbs.): 33 Cubic Feet Per Carton: 10		4565	444	485	520	569	642	667	731	850	908	1019	1170	1358	
	OVERALL DIMENSIONS			SEAT DIMENSIONS			BACK DIMENSIONS								
	W	D	H	W	D	H	W	H							
			24.5	26.5	37	19.5	18-19.5	16.5-20.5	18	22.5					
			RTA 2												
			Ergonomic Features: M, N												

DESCRIPTION	FEATURES	MODEL#	STANDARD FABRIC GRADES													
			1	2	3	4	5	6	7	8	9	10	11	12		
 HB Multi - Tilter w/ Adjustable (TD) Arms COM Yardage: 2 Freight Class: 150 Product Weight (lbs.): 54 Cubic Feet Per Carton: 11	 ADJUSTMENTS (1) Tilt tension (2) Pneumatic seat height (3) Back angle (6) Back height* (7) Forward tilt lock (9) Chair tilt lock (5A) Center-tilt action	4570-3	828	876	915	973	1054	1086	1156	1293	1359	1486	1658	1874		
		OVERALL DIMENSIONS			SEAT DIMENSIONS			BACK DIMENSIONS								
		W	D	H	W	D	H	W	H							
			26.5	26.5	47	22	19	17-21	21.5	26-28						
			RTA 2													
			Ergonomic Features: A, B, C, D, F, G, H, M, N, Q, S													

DESCRIPTION	FEATURES	MODEL#	STANDARD FABRIC GRADES													
			1	2	3	4	5	6	7	8	9	10	11	12		
 HB Tilter w/ Adjustable (TD) Arms COM Yardage: 2 Freight Class: 150 Product Weight (lbs.): 47 Cubic Feet Per Carton: 11.50	 ADJUSTMENTS (1) Tilt tension (2) Pneumatic seat height (9) Chair tilt lock (5A) Center-tilt action	4570-4	737	787	826	885	965	996	1067	1204	1270	1396	1784	737		
		OVERALL DIMENSIONS			SEAT DIMENSIONS			BACK DIMENSIONS								
		W	D	H	W	D	H	W	H							
			26.5	27	47.5	22	19	17-21	21.5	26-28						
			RTA 2													
			Ergonomic Features: A, B, C, H, M, N, Q, S													



DESCRIPTION	FEATURES	MODEL#	STANDARD FABRIC GRADES											
			1	2	3	4	5	6	7	8	9	10	11	12
 <p>HB Operator w/ Adjustable (TD) Arms COM Yardage: 2 Freight Class: 150 Product Weight (lbs.): 46 Cubic Feet Per Carton: 11</p>	 <p>ADJUSTMENTS (2) Pneumatic seat height (3) Back angle (4) Seat angle Free floating seat and back</p>	4570-5	820	869	908	965	1047	1078	1149	1285	1352	1478	1652	1865
			OVERALL DIMENSIONS			SEAT DIMENSIONS			BACK DIMENSIONS					
			W	D	H	W	D	H	W		H			
			26.5	26.5	47	22	19.5	17-21	21.5		26-28			
			RTA 2											
 <p>MB Multi-Tiler w/ Adjustable (TD) Arms COM Yardage: 1.75 Freight Class: 150 Product Weight (lbs.): 52 Cubic Feet Per Carton: 9.50</p>	 <p>ADJUSTMENTS (1) Tilt tension (2) Pneumatic seat height (3) Back angle (6) Back height* (7) Forward tilt lock (9) Chair tilt lock (5A) Center-tilt action</p>	4571-3	751	793	827	876	949	974	1038	1157	1214	1327	1476	1666
			OVERALL DIMENSIONS			SEAT DIMENSIONS			BACK DIMENSIONS					
			W	D	H	W	D	H	W		H			
			26.5	26	41	22	19	17-21	21.5		20.5-22.5			
			RTA 2											
 <p>MB Tilter w/ Adjustable (TD) Arms COM Yardage: 1.75 Freight Class: 150 Product Weight (lbs.): 46 Cubic Feet Per Carton: 11.50</p>	 <p>ADJUSTMENTS (1) Tilt tension (2) Pneumatic seat height (9) Chair tilt lock (5A) Center-tilt action</p>	4571-4	677	719	753	803	875	902	963	1083	1141	1253	1403	1591
			OVERALL DIMENSIONS			SEAT DIMENSIONS			BACK DIMENSIONS					
			W	D	H	W	D	H	W		H			
			26.5	26	41.5	22	19	17-21	21.5		20.5-22.5			
			RTA 2											
 <p>LB Operator w/ Adjustable (TD) Arms COM Yardage: 1.75 Freight Class: 150 Product Weight (lbs.): 43 Cubic Feet Per Carton: 8.25</p>	 <p>ADJUSTMENTS (2) Pneumatic seat height (3) Back angle (4) Seat angle Free floating seat and back</p>	4573-5	731	774	806	858	931	956	1018	1139	1195	1307	1458	1645
			OVERALL DIMENSIONS			SEAT DIMENSIONS			BACK DIMENSIONS					
			W	D	H	W	D	H	W		H			
			26.5	25	38	22	19.5	17-21	19		18.5-20.5			
			RTA 2											
 <p>LB Task w/ Adjustable (TD) Arms COM Yardage: 1.75 Freight Class: 150 Product Weight (lbs.): 39 Cubic Feet Per Carton: 7</p>	 <p>ADJUSTMENTS (2) Pneumatic seat height (6) Seat depth</p>	4573-6	593	635	669	721	793	818	881	1001	1057	1170	1320	1508
			OVERALL DIMENSIONS			SEAT DIMENSIONS			BACK DIMENSIONS					
			W	D	H	W	D	H	W		H			
			26.5	25.5	40.5	22	17-18.5	16.5-20.5	19		20			
			RTA 2											

DESCRIPTION	FEATURES	MODEL#	STANDARD FABRIC GRADES														
			1	2	3	4	5	6	7	8	9	10	11	12			
 <p>LB Operator Armless COM Yardage: 1.75 Freight Class: 150 Product Weight (lbs.): 36 Cubic Feet Per Carton: 7</p>	 <p>ADJUSTMENTS (2) Pneumatic seat height (3) Back angle (4) Seat angle Free floating seat and back.</p>	<p>Ergonomic Features: C, D, F, G, H, M, N</p>	4577-5	612	654	688	737	810	836	898	1019	1075	1188	1337	1527		
			OVERALL DIMENSIONS			SEAT DIMENSIONS			BACK DIMENSIONS								
			W	D	H	W	D	H	W	H							
			26.5	25.5	40.5	22	19.5	17-21	19	18.5-20.5							
			RTA 2														
 <p>LB Task Armless COM Yardage: 7 Freight Class: 150 Product Weight (lbs.): 33 Cubic Feet Per Carton: 7</p>	 <p>ADJUSTMENTS (2) Pneumatic seat height (8) Seat depth</p>	<p>Ergonomic Features: C, D, E, H, M, N, Q</p>	4577-6	475	518	552	603	676	701	763	885	940	1052	1203	1391		
			OVERALL DIMENSIONS			SEAT DIMENSIONS			BACK DIMENSIONS								
			W	D	H	W	D	H	W	H							
			22.5	25.5	40.5	22	17-18.5	16.5-20.5	19	22							
			RTA 2														
 <p>HB Knee - Tilter w/ Wood base and arms COM Yardage: 2 Freight Class: 250 Product Weight (lbs.): 46 Cubic Feet Per Carton: 13.25</p>	 <p>ADJUSTMENTS (1) Tilt tension (2) Pneumatic seat height (6) Back height* (8) Seat depth (9) Chair tilt lock (5B) Knee-tilt action</p>	<p>Ergonomic Features: A, B, C, J, M, N</p>	4946-2	933	982	1019	1078	1158	1190	1261	1397	1463	1590	1763	1978		
			OVERALL DIMENSIONS			SEAT DIMENSIONS			BACK DIMENSIONS								
			W	D	H	W	D	H	W	H							
			25	27	45	21	19.5	17-21	21	25							
			RTA 1														
 <p>HB Tilter w/ Wood base and arms COM Yardage: 2 Freight Class: 250 Product Weight (lbs.): 42 Cubic Feet Per Carton: 13.25</p>	 <p>ADJUSTMENTS (1) Tilt tension (2) Pneumatic seat height (9) Chair tilt lock (5A) Center-tilt action</p>	<p>Ergonomic Features: A, B, C, H, M, N, Q, S</p>	4946-4	740	791	829	888	969	1000	1071	1207	1273	1400	1573	1787		
			OVERALL DIMENSIONS			SEAT DIMENSIONS			BACK DIMENSIONS								
			W	D	H	W	D	H	W	H							
			25	27	45	21	19	17-21	21	25							
			RTA 1														
 <p>LB Knee - Tilter w/ Wood base and arms COM Yardage: 1.75 Freight Class: 250 Product Weight (lbs.): 44 Cubic Feet Per Carton: 11.50</p>	 <p>ADJUSTMENTS (1) Tilt tension (2) Pneumatic seat height (6) Back height* (8) Seat depth (9) Chair tilt lock (5B) Knee-tilt action</p>	<p>Ergonomic Features: A, B, C, J, M, N</p>	4947-2	898	941	975	1026	1098	1124	1186	1307	1364	1475	1627	1814		
			OVERALL DIMENSIONS			SEAT DIMENSIONS			BACK DIMENSIONS								
			W	D	H	W	D	H	W	H							
			25	26.5	39	21	19.5	17-21	21	19							
			RTA 1														

DESCRIPTION	FEATURES	MODEL#	STANDARD FABRIC GRADES											
			1	2	3	4	5	6	7	8	9	10	11	12
 <p>MB Tilter w/ Wood base and arms COM Yardage: 1.75 Freight Class: 250 Product Weight (lbs.): 40 Cubic Feet Per Carton: 11.50</p>	 <p>ADJUSTMENTS (1) Tilt tension (2) Pneumatic seat height (9) Chair tilt lock (5A) Center-tilt action</p>	4947-4	708	752	786	836	909	934	997	1117	1173	1285	1436	1624
			OVERALL DIMENSIONS			SEAT DIMENSIONS			BACK DIMENSIONS					
W	D	H	W	D	H	W	H							
25	26.5	39	21	19.5	17-22	21	19							

Ergonomic Features:
A, B, C, H, M, N, Q, S



G20	FEATURES
 <p>model 6007</p>	 <p>Lumbar Support Automatic lumbar tension mechanism naturally adjusts to your posture while in upright or reclined position. The lumbar is also height adjustable.</p>

STANDARD FEATURES

- The striped mesh back is composed of a alternating vertical rows of clear elastomeric yarns and polyester yarns. This provides a very responsive back support.
- On model 6007 the inside of the mesh back is black while the outside of the mesh is silver to coordinate with the polished aluminum trim. Only available in a black mesh back, black arms and frame.
- On model 6008 the inside of the mesh back is white and the outside of the mesh has vertical black stripes. Only available in a white mesh back, white arm uprights and frame. Armcaps, mechanism housing, and casters will remain black.
- Synchronized mechanism allows the back to smoothly tilt, while the seat gently reclines and slides to the rear. The seat does not lift up and keeps feet planted on floor. Four tilt positions, locks and infinite free float.
- Height adjustable SSU arms with sliding (forward and backward) and pivot armcaps.
- Independent lumbar adjustment on back (2.5" of height adjustment range on each side)


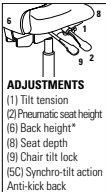
- Adjustable tilt tension knob located beside the seat, simply rotate the knob for user preference.
 - Side activated sliding seat depth adjustment (MD) is standard and provides 2" of adjustment.
 - The base and frame are standard in polished aluminum with C82 dual wheel carpet casters are standard.
- OPTIONAL FEATURES**
- An optional black nylon base (B7B) is available. No up charge.
 - For hard surface flooring casters, please specify (C9R). Add \$63.00.
 - Seat is available in Fabric, Vinyl or Leather.
 - For fully assembled in box, please specify SU. Add \$50.00.


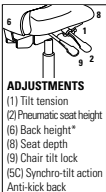
 <p>model 6008</p>	
---	--

	1	2	3	4	5	6	7	8	9	10	11	12
6007	999	1023	1042	1070	1109	1402	1158	1225	1257	1318	1402	1507
6007L Leather	-	-	-	-	-	-	-	1176	1219	1273	1365	1469
OVERALL DIMENSIONS			SEAT DIMENSIONS			BACK DIMENSIONS						
W	D	H	W	D	H	W	H					
25.5	23	41.5	19.5	18.5	17-21	19	22					

Ergonomic Features:
A, B, C, D, E, H, L, M, N, Q, R, U




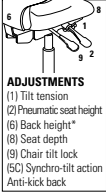


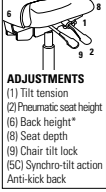

DESCRIPTION	FEATURES
 <p>Synchro - Tilter COM Yardage: 1 Freight Class: 150 Product Weight (lbs.): 53 Cubic Feet Per Carton: 11</p>	 <p>ADJUSTMENTS (1) Tilt tension (2) Pneumatic seat height (6) Back height* (8) Seat depth (9) Chair tilt lock (5C) Synchro-tilt action Anti-kick back</p>

DESCRIPTION	FEATURES
 <p>Synchro - Tilter COM Yardage: 1 Freight Class: 150 Product Weight (lbs.): 53 Cubic Feet Per Carton: 11</p>	 <p>ADJUSTMENTS (1) Tilt tension (2) Pneumatic seat height (6) Back height* (8) Seat depth (9) Chair tilt lock (5C) Synchro-tilt action Anti-kick back</p>

Ergonomic Features:
A, B, C, D, E, H, L, M, N, Q, R, U



	1	2	3	4	5	6	7	8	9	10	11	12
6008	1150	1173	1191	1218	1256	1536	1303	1366	1397	1456	1536	1636
6008L Leather	-	-	-	-	-	-	-	1344	1385	1437	1525	1624
OVERALL DIMENSIONS			SEAT DIMENSIONS			BACK DIMENSIONS						
W	D	H	W	D	H	W	H					
25.5	23	41.5	19.5	18.5	17-21	19	22					

DESCRIPTION	FEATURES	MODEL#	STANDARD FABRIC GRADES												
			1	2	3	4	5	6	7	8	9	10	11	12	
 <p>Armless Synchro - Tilter COM Yardage: 1 Freight Class: 150 Product Weight (lbs.): 45 Cubic Feet Per Carton: 11</p>	 <p>ADJUSTMENTS (1) Tilt tension (2) Pneumatic seat height (6) Back height* (6) Seat depth (9) Chair tilt lock (SC) Synchro-tilt action Anti-kick back</p>	6007NA	949	976	996	1027	1070	1090	1130	1192	1240	1294	1404	1522	
		6007LNA	-	-	-	-	-	-	-	-	1126	1176	1229	1339	1457
		OVERALL DIMENSIONS			SEAT DIMENSIONS			BACK DIMENSIONS							
		W	D	H	W	D	H	W	H					H	
19.5	23	41.5	19.5	16-18.5	17.75-22.75	19	22								
			RTA 1												
 <p>Armless Synchro - Tilter COM Yardage: 1 Freight Class: 150 Product Weight (lbs.): 45 Cubic Feet Per Carton: 11</p>	 <p>ADJUSTMENTS (1) Tilt tension (2) Pneumatic seat height (6) Back height* (6) Seat depth (9) Chair tilt lock (SC) Synchro-tilt action Anti-kick back</p>	6008NA	1100	1126	1146	1177	1220	1240	1280	1342	1390	1444	1554	1672	
		6008LNA	-	-	-	-	-	-	-	1294	1343	1396	1506	1624	
		OVERALL DIMENSIONS			SEAT DIMENSIONS			BACK DIMENSIONS							
		W	D	H	W	D	H	W	H					H	
19.5	23	41.5	19.5	16-18.5	17.75-22.75	19	22								
			RTA 1												

GLOBAL ACCORD™



model 2670-2



model 2670-2



Polished Aluminum Base
Arched aluminum spider base on all models add a distinctive look to the Global Accord series.



model 2671-4



model 2676-2

STANDARD FEATURES

- Global Accord offers an elegant and refined design that features a sling back style that molds to and evenly supports the back and spine.
- Cast aluminum with a mirror finish accent the arms and base.
- Soft touch self-skinned urethane armcaps are available in Black Only. There are No arm options for the Accord series.
- All models are standard with an arched aluminum spider base and C1 casters.



OPTIONAL FEATURES

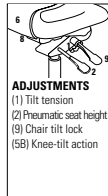
- Available in all standard GLOBAL carded fabrics, vinyls, and leathers with the EXCEPTION of Jenny, Pebbles, Quilt, and Station (Grade 1).
- For fully assembled in box, please specify SU. Add \$50.00.

- Mesh models are available in any of the 24 standard Vue Mesh colors. Please specify color: Sandy Beach (VU10), Dessert Sand (VU11), Orange Sunset (VU12), Chocolate Fountain (VU13), Artic Blue (VU14), Quarry Grey (VU15), Tidal Wave (VU16), Ivy Moss (VU17), Red Rose (VU18), Black (VU19), White (VU20), Lime (VU21), Chartreuse (VU23), Pool Blue (VU26), Sky (VU28), Ice (VU30), Primary Blue (VU32), Tangerine (VU34), Paprika (VU37), Grain (VU40), Yellow (VU43), Silver Grey (VU55), Silver (VU63), Hot Pink (VU65) and Red Mittens (VU70)
- An optional (B5) black plastic base with Aluminum Arms combination. No upcharge.
- Please refer to the "Casters Selection" section of the price book for caster options. Optional casters may be priced higher than the standard casters for your chair and the difference will be charged. Lower priced optional casters will not be credited.
- For hard surface flooring casters, please specify (C9R). Add \$47.00.

DESCRIPTION FEATURES MODEL# STANDARD FABRIC GRADES



HB Knee - Tilter
COM Yardage: 2
Freight Class: 150
Product Weight (lbs.): 56
Cubic Feet Per Carton: 13



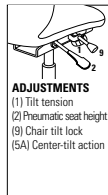
ADJUSTMENTS
(1) Tilt tension
(2) Pneumatic seat height
(9) Chair tilt lock
(5B) Knee-tilt action

Ergonomic Features:
A, B, C, J, M, N, U

MODEL#	1	2	3	4	5	6	7	8	9	10	11	12
2670-2	1067	1113	1150	1204	1293	1325	1395	1531	1598	1725	1897	2112
2670LM-2	-	-	-	-	1287	-	-	1531	1598	1725	1897	2112
Leather/Mock Leather												
OVERALL DIMENSIONS			SEAT DIMENSIONS			BACK DIMENSIONS						
W	D	H	W	D	H	W	H					
25	25	44	20	19	16.5-20.5	18.5	23					



HB Tilter
COM Yardage: 2
Freight Class: 150
Product Weight (lbs.): 43
Cubic Feet Per Carton: 10.75



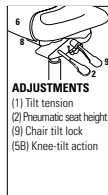
ADJUSTMENTS
(1) Tilt tension
(2) Pneumatic seat height
(9) Chair tilt lock
(5A) Center-tilt action

Ergonomic Features:
A, B, C, M, N, S, U

MODEL#	1	2	3	4	5	6	7	8	9	10	11	12
2670-4	878	925	961	1015	1093	1135	1206	1310	1410	1492	1709	1923
2670LM-4	-	-	-	-	1101	-	-	1320	1414	1502	1712	1926
Leather/Mock Leather												
OVERALL DIMENSIONS			SEAT DIMENSIONS			BACK DIMENSIONS						
W	D	H	W	D	H	W	H					
25	25	44	20	19	16.5-21.5	18.5	23					



MB Knee - Tilter
COM Yardage: 1.75
Freight Class: 150
Product Weight (lbs.): 50
Cubic Feet Per Carton: 10.75


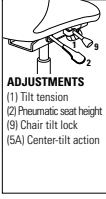


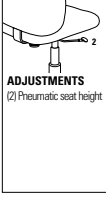


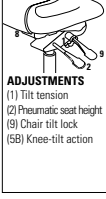


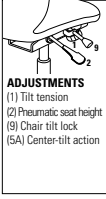


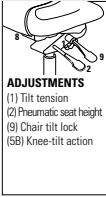




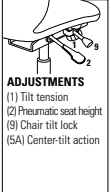



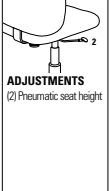


ADJUSTMENTS
(1) Tilt tension
(2) Pneumatic seat height
(9) Chair tilt lock
(5B) Knee-tilt action

Ergonomic Features:
A, B, C, J, M, N, U

MODEL#	1	2	3	4	5	6	7	8	9	10	11	12
2671-2	1040	1086	1123	1176	1253	1263	1327	1471	1503	1654	1766	1953
2671LM-2	-	-	-	-	1233	-	-	1449	1544	1632	1842	2058
Leather/Mock Leather												
OVERALL DIMENSIONS			SEAT DIMENSIONS			BACK DIMENSIONS						
W	D	H	W	D	H	W	H					
25	25	37	20	19	16.5-20.5	18.5	18					



DESCRIPTION	FEATURES	MODEL#	STANDARD FABRIC GRADES																																																																																								
			1	2	3	4	5	6	7	8	9	10	11	12																																																																													
 <p>MB Tilter COM Yardage: 1.75 Freight Class: 250 Product Weight (lbs.): 40 Cubic Feet Per Carton: 10.75</p>	 <p>ADJUSTMENTS (1) Tilt tension (2) Pneumatic seat height (9) Chair tilt lock (5A) Center-tilt action</p>	<p>Ergonomic Features: A, B, C, M, N, S, U</p>	<table border="1"> <tr> <td>2671-4</td> <td>850</td> <td>896</td> <td>934</td> <td>987</td> <td>1066</td> <td>1074</td> <td>1139</td> <td>1283</td> <td>1314</td> <td>1465</td> <td>1576</td> <td>1766</td> </tr> <tr> <td>2671LM-4</td> <td>-</td> <td>-</td> <td>-</td> <td>-</td> <td>1073</td> <td>-</td> <td>-</td> <td>1291</td> <td>1387</td> <td>1474</td> <td>1685</td> <td>1899</td> </tr> <tr> <td colspan="12">Leather/Mock Leather</td> </tr> <tr> <td colspan="3">OVERALL DIMENSIONS</td> <td colspan="3">SEAT DIMENSIONS</td> <td colspan="6">BACK DIMENSIONS</td> </tr> <tr> <td>W</td> <td>D</td> <td>H</td> <td>W</td> <td>D</td> <td>H</td> <td>W</td> <td>D</td> <td>H</td> <td>W</td> <td>H</td> <td colspan="2"></td> </tr> <tr> <td>25</td> <td>25</td> <td>37</td> <td>20</td> <td>19</td> <td>16.5-21.5</td> <td>18.5</td> <td>18</td> <td colspan="4"></td> <td colspan="2"></td> </tr> </table>												2671-4	850	896	934	987	1066	1074	1139	1283	1314	1465	1576	1766	2671LM-4	-	-	-	-	1073	-	-	1291	1387	1474	1685	1899	Leather/Mock Leather												OVERALL DIMENSIONS			SEAT DIMENSIONS			BACK DIMENSIONS						W	D	H	W	D	H	W	D	H	W	H			25	25	37	20	19	16.5-21.5	18.5	18						
			2671-4	850	896	934	987	1066	1074	1139	1283	1314	1465	1576	1766																																																																												
			2671LM-4	-	-	-	-	1073	-	-	1291	1387	1474	1685	1899																																																																												
			Leather/Mock Leather																																																																																								
OVERALL DIMENSIONS			SEAT DIMENSIONS			BACK DIMENSIONS																																																																																					
W	D	H	W	D	H	W	D	H	W	H																																																																																	
25	25	37	20	19	16.5-21.5	18.5	18																																																																																				
			RTA 1																																																																																								
 <p>MB Stool COM Yardage: 1.75 Freight Class: 150 Product Weight (lbs.): 48 Cubic Feet Per Carton: 10.75</p>	 <p>ADJUSTMENTS (2) Pneumatic seat height</p>	<p>Ergonomic Features: C, M, N, U</p>	<table border="1"> <tr> <td>2672-6</td> <td>1044</td> <td>1086</td> <td>1117</td> <td>1167</td> <td>1235</td> <td>1258</td> <td>1319</td> <td>1433</td> <td>1486</td> <td>1594</td> <td>1737</td> <td>1917</td> </tr> <tr> <td>2672LM-6</td> <td>-</td> <td>-</td> <td>-</td> <td>-</td> <td>1221</td> <td>-</td> <td>-</td> <td>1435</td> <td>1501</td> <td>1607</td> <td>1767</td> <td>1959</td> </tr> <tr> <td colspan="12">Leather/Mock Leather</td> </tr> <tr> <td colspan="3">OVERALL DIMENSIONS</td> <td colspan="3">SEAT DIMENSIONS</td> <td colspan="6">BACK DIMENSIONS</td> </tr> <tr> <td>W</td> <td>D</td> <td>H</td> <td>W</td> <td>D</td> <td>H</td> <td>W</td> <td>D</td> <td>H</td> <td>W</td> <td>H</td> <td colspan="2"></td> </tr> <tr> <td>25</td> <td>26</td> <td>43.5</td> <td>20</td> <td>19</td> <td>21-29</td> <td>18.5</td> <td>18</td> <td colspan="4"></td> <td colspan="2"></td> </tr> </table>												2672-6	1044	1086	1117	1167	1235	1258	1319	1433	1486	1594	1737	1917	2672LM-6	-	-	-	-	1221	-	-	1435	1501	1607	1767	1959	Leather/Mock Leather												OVERALL DIMENSIONS			SEAT DIMENSIONS			BACK DIMENSIONS						W	D	H	W	D	H	W	D	H	W	H			25	26	43.5	20	19	21-29	18.5	18						
			2672-6	1044	1086	1117	1167	1235	1258	1319	1433	1486	1594	1737	1917																																																																												
			2672LM-6	-	-	-	-	1221	-	-	1435	1501	1607	1767	1959																																																																												
			Leather/Mock Leather																																																																																								
OVERALL DIMENSIONS			SEAT DIMENSIONS			BACK DIMENSIONS																																																																																					
W	D	H	W	D	H	W	D	H	W	H																																																																																	
25	26	43.5	20	19	21-29	18.5	18																																																																																				
			RTA 1																																																																																								
 <p>Mesh HB Knee - Tilter COM Yardage: 1 Freight Class: 150 Product Weight (lbs.): 56 Cubic Feet Per Carton: 13</p>	 <p>ADJUSTMENTS (1) Tilt tension (2) Pneumatic seat height (9) Chair tilt lock (5B) Knee-tilt action</p>	<p>Ergonomic Features: A, B, C, J, M, N, U</p>	<table border="1"> <tr> <td>2676-2</td> <td>1156</td> <td>1180</td> <td>1199</td> <td>1227</td> <td>1266</td> <td>1281</td> <td>1315</td> <td>1382</td> <td>1414</td> <td>1475</td> <td>1559</td> <td>1664</td> </tr> <tr> <td>2676LM-2</td> <td>-</td> <td>-</td> <td>-</td> <td>-</td> <td>1271</td> <td>-</td> <td>-</td> <td>1393</td> <td>1430</td> <td>1491</td> <td>1584</td> <td>1693</td> </tr> <tr> <td colspan="12">Leather/Mock Leather</td> </tr> <tr> <td colspan="3">OVERALL DIMENSIONS</td> <td colspan="3">SEAT DIMENSIONS</td> <td colspan="6">BACK DIMENSIONS</td> </tr> <tr> <td>W</td> <td>D</td> <td>H</td> <td>W</td> <td>D</td> <td>H</td> <td>W</td> <td>D</td> <td>H</td> <td>W</td> <td>H</td> <td colspan="2"></td> </tr> <tr> <td>25</td> <td>25</td> <td>44</td> <td>20</td> <td>19</td> <td>18-22</td> <td>18.5</td> <td>23</td> <td colspan="4"></td> <td colspan="2"></td> </tr> </table>												2676-2	1156	1180	1199	1227	1266	1281	1315	1382	1414	1475	1559	1664	2676LM-2	-	-	-	-	1271	-	-	1393	1430	1491	1584	1693	Leather/Mock Leather												OVERALL DIMENSIONS			SEAT DIMENSIONS			BACK DIMENSIONS						W	D	H	W	D	H	W	D	H	W	H			25	25	44	20	19	18-22	18.5	23						
			2676-2	1156	1180	1199	1227	1266	1281	1315	1382	1414	1475	1559	1664																																																																												
			2676LM-2	-	-	-	-	1271	-	-	1393	1430	1491	1584	1693																																																																												
			Leather/Mock Leather																																																																																								
OVERALL DIMENSIONS			SEAT DIMENSIONS			BACK DIMENSIONS																																																																																					
W	D	H	W	D	H	W	D	H	W	H																																																																																	
25	25	44	20	19	18-22	18.5	23																																																																																				
			RTA 1																																																																																								
 <p>Mesh HB Tilter COM Yardage: 1 Freight Class: 150 Product Weight (lbs.): 43 Cubic Feet Per Carton: 10.75</p>	 <p>ADJUSTMENTS (1) Tilt tension (2) Pneumatic seat height (9) Chair tilt lock (5A) Center-tilt action</p>	<p>Ergonomic Features: A, B, C, M, N, S, U</p>	<table border="1"> <tr> <td>2676-4</td> <td>966</td> <td>990</td> <td>1009</td> <td>1037</td> <td>1076</td> <td>1091</td> <td>1125</td> <td>1192</td> <td>1224</td> <td>1285</td> <td>1369</td> <td>1474</td> </tr> <tr> <td>2676LM-4</td> <td>-</td> <td>-</td> <td>-</td> <td>-</td> <td>1084</td> <td>-</td> <td>-</td> <td>1206</td> <td>1243</td> <td>1305</td> <td>1397</td> <td>1506</td> </tr> <tr> <td colspan="12">Leather/Mock Leather</td> </tr> <tr> <td colspan="3">OVERALL DIMENSIONS</td> <td colspan="3">SEAT DIMENSIONS</td> <td colspan="6">BACK DIMENSIONS</td> </tr> <tr> <td>W</td> <td>D</td> <td>H</td> <td>W</td> <td>D</td> <td>H</td> <td>W</td> <td>D</td> <td>H</td> <td>W</td> <td>H</td> <td colspan="2"></td> </tr> <tr> <td>25</td> <td>25</td> <td>44</td> <td>20</td> <td>19</td> <td>16-20</td> <td>18.5</td> <td>23</td> <td colspan="4"></td> <td colspan="2"></td> </tr> </table>												2676-4	966	990	1009	1037	1076	1091	1125	1192	1224	1285	1369	1474	2676LM-4	-	-	-	-	1084	-	-	1206	1243	1305	1397	1506	Leather/Mock Leather												OVERALL DIMENSIONS			SEAT DIMENSIONS			BACK DIMENSIONS						W	D	H	W	D	H	W	D	H	W	H			25	25	44	20	19	16-20	18.5	23						
			2676-4	966	990	1009	1037	1076	1091	1125	1192	1224	1285	1369	1474																																																																												
			2676LM-4	-	-	-	-	1084	-	-	1206	1243	1305	1397	1506																																																																												
			Leather/Mock Leather																																																																																								
OVERALL DIMENSIONS			SEAT DIMENSIONS			BACK DIMENSIONS																																																																																					
W	D	H	W	D	H	W	D	H	W	H																																																																																	
25	25	44	20	19	16-20	18.5	23																																																																																				
			RTA 1																																																																																								
 <p>Mesh MB Knee - Tilter COM Yardage: 1 Freight Class: 150 Product Weight (lbs.): 50 Cubic Feet Per Carton: 10.75</p>	 <p>ADJUSTMENTS (1) Tilt tension (2) Pneumatic seat height (9) Chair tilt lock (5B) Knee-tilt action</p>	<p>Ergonomic Features: A, B, C, J, M, N, U</p>	<table border="1"> <tr> <td>2677-2</td> <td>1118</td> <td>1142</td> <td>1161</td> <td>1189</td> <td>1228</td> <td>1243</td> <td>1277</td> <td>1344</td> <td>1376</td> <td>1437</td> <td>1521</td> <td>1626</td> </tr> <tr> <td>2677LM-2</td> <td>-</td> <td>-</td> <td>-</td> <td>-</td> <td>1233</td> <td>-</td> <td>-</td> <td>1354</td> <td>1391</td> <td>1452</td> <td>1544</td> <td>1654</td> </tr> <tr> <td colspan="12">Leather/Mock Leather</td> </tr> <tr> <td colspan="3">OVERALL DIMENSIONS</td> <td colspan="3">SEAT DIMENSIONS</td> <td colspan="6">BACK DIMENSIONS</td> </tr> <tr> <td>W</td> <td>D</td> <td>H</td> <td>W</td> <td>D</td> <td>H</td> <td>W</td> <td>D</td> <td>H</td> <td>W</td> <td>H</td> <td colspan="2"></td> </tr> <tr> <td>25</td> <td>25</td> <td>37</td> <td>20</td> <td>19</td> <td>18-22</td> <td>18.5</td> <td>18</td> <td colspan="4"></td> <td colspan="2"></td> </tr> </table>												2677-2	1118	1142	1161	1189	1228	1243	1277	1344	1376	1437	1521	1626	2677LM-2	-	-	-	-	1233	-	-	1354	1391	1452	1544	1654	Leather/Mock Leather												OVERALL DIMENSIONS			SEAT DIMENSIONS			BACK DIMENSIONS						W	D	H	W	D	H	W	D	H	W	H			25	25	37	20	19	18-22	18.5	18						
			2677-2	1118	1142	1161	1189	1228	1243	1277	1344	1376	1437	1521	1626																																																																												
			2677LM-2	-	-	-	-	1233	-	-	1354	1391	1452	1544	1654																																																																												
			Leather/Mock Leather																																																																																								
OVERALL DIMENSIONS			SEAT DIMENSIONS			BACK DIMENSIONS																																																																																					
W	D	H	W	D	H	W	D	H	W	H																																																																																	
25	25	37	20	19	18-22	18.5	18																																																																																				
			RTA 1																																																																																								

DESCRIPTION	FEATURES	MODEL#	STANDARD FABRIC GRADES													
			1	2	3	4	5	6	7	8	9	10	11	12		
 <p>Mesh MB Tilter COM Yardage: 1 Freight Class: 250 Product Weight (lbs.): 40 Cubic Feet Per Carton: 10.75</p>	 <p>ADJUSTMENTS (1) Tilt tension (2) Pneumatic seat height (9) Chair tilt lock (5A) Center-tilt action</p>	2677-4	928	952	971	999	1038	1053	1087	1154	1186	1247	1331	1436		
		2677LM-4	-	-	-	-	1047	-	-	1169	1205	1266	1358	1468		
		Leather/Mock Leather														
		OVERALL DIMENSIONS			SEAT DIMENSIONS			BACK DIMENSIONS								
W D H			W D H			W H										
25 25 37			20 19 16-20			18.5 18										
Ergonomic Features: A, B, C, M, N, S, U			 													
 <p>Mesh MB Stool COM Yardage: 1 Freight Class: 150 Product Weight (lbs.): 48 Cubic Feet Per Carton: 10.75</p>	 <p>ADJUSTMENTS (2) Pneumatic seat height</p>	2678-6	1111	1135	1154	1182	1221	1236	1270	1337	1369	1430	1514	1619		
		2678LM-6	-	-	-	-	1221	-	-	1344	1380	1442	1534	1643		
		Leather/Mock Leather														
		OVERALL DIMENSIONS			SEAT DIMENSIONS			BACK DIMENSIONS								
W D H			W D H			W H										
25 26 47			20 19 23.5-33.5			18.5 18										
Ergonomic Features: C, M, N, U			 													


GOAL™



model 2237-3



model 2239-6



Vari-Width Adapter Plate (WA)
Available when chair is ordered with adjustable height arms.

STANDARD FEATURES

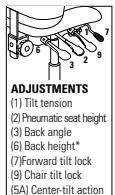
- Designed with substantial upholstery and cushioning treatment.
- Standard with adjustable height T-arms with curved urethane armcaps (3N) in Black Only.
- All models are standard with a five-legged, injection molded "spider" base and C65 casters
- Base and frame available in Black (BK) Only.
- Not available in Leather.
- Vari-Width Adapter Plate (WA) allows each arm to move outward an additional 2". Specify "WA". Add \$56.00. Also height adjustable.

OPTIONAL FEATURES



- Please refer to "Arms Selection" section of the price book for arm options.
- Optional ballistic nylon outer back fabric available. Resistant to impact damage. Available in Black Only (BKB). Add \$13.00
- Available with back edge vinyl bumper guard option (VBG). Add \$16.00.
- Please refer to the "Casters Selection" section of the price book for caster options. Optional casters may be priced higher than the standard casters for your chair and the difference will be charged. Lower priced optional casters will not be credited.
- For hard surface flooring casters, specify C65R. Add \$47.00.
- For fully assembled in box, please specify SU. Add \$50.00.


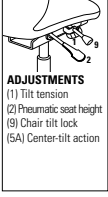


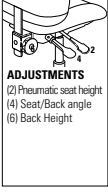


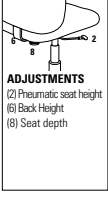


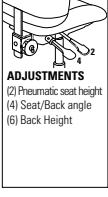


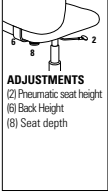




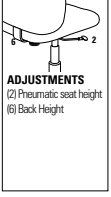


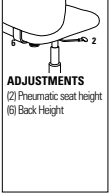

LB Multi-Tilter
COM Yardage: 1.50
Freight Class: 150
Product Weight (lbs.): 53
Cubic Feet Per Carton: 9.25



Ergonomic Features:
A, B, C, D, F, G, H, N, S

MODEL#	STANDARD FABRIC GRADES													
	1	2	3	4	5	6	7	8	9	10	11	12		
2237-3	514	549	579	622	683	706	759	863	912	1006	1135	1298		
OVERALL DIMENSIONS			SEAT DIMENSIONS			BACK DIMENSIONS								
W D H			W D H			W H								
25 22.5 36			20 17 16.5-20.5			18.5 18-21								
Ergonomic Features: A, B, C, D, F, G, H, N, S			 											


DESCRIPTION	FEATURES	MODEL#	STANDARD FABRIC GRADES													
			1	2	3	4	5	6	7	8	9	10	11	12		
 <p>LB Tilter COM Yardage: 1.50 Freight Class: 150 Product Weight (lbs.): 43 Cubic Feet Per Carton: 9.75</p>	 <p>ADJUSTMENTS (1) Tilt tension (2) Pneumatic seat height (9) Chair tilt lock (5A) Center-tilt action</p>	<p>Ergonomic Features: A, B, C, H, N, S</p>	2237-4	444	480	510	552	613	635	690	793	842	936	1066	1227	
			OVERALL DIMENSIONS			SEAT DIMENSIONS			BACK DIMENSIONS							
			W	D	H	W	D	H	W	H						
			25	25	36.5	20	17	15.5-20.5	18.5	19						
			RTA 2													
 <p>LB Operator w/ Arms COM Yardage: 1.50 Freight Class: 125 Product Weight (lbs.): 44 Cubic Feet Per Carton: 6.25</p>	 <p>ADJUSTMENTS (2) Pneumatic seat height (4) Seat/Back angle (6) Back Height</p>	<p>Ergonomic Features: C, D, F, G, H, N</p>	2237-5	404	441	470	514	573	596	650	753	802	896	1026	1188	
			OVERALL DIMENSIONS			SEAT DIMENSIONS			BACK DIMENSIONS							
			W	D	H	W	D	H	W	H						
			25	22.5	36	20	17	15.5-20.5	18.5	18-21						
			RTA 2													
 <p>LB Task w/ Arms COM Yardage: 1.50 Freight Class: 125 Product Weight (lbs.): 36 Cubic Feet Per Carton: 5.75</p>	 <p>ADJUSTMENTS (2) Pneumatic seat height (6) Back Height (8) Seat depth</p>	<p>Ergonomic Features: C, D, E, H, N</p>	2237-6	336	374	403	446	507	527	583	685	734	829	959	1122	
			OVERALL DIMENSIONS			SEAT DIMENSIONS			BACK DIMENSIONS							
			W	D	H	W	D	H	W	H						
			25	24.5	39	20	17-18.5	15.5-20.5	18.5	20.5-22						
			RTA 2													
 <p>LB Operator Armless COM Yardage: 1.50 Freight Class: 125 Product Weight (lbs.): 30 Cubic Feet Per Carton: 4.90</p>	 <p>ADJUSTMENTS (2) Pneumatic seat height (4) Seat/Back angle (6) Back Height</p>	<p>Ergonomic Features: C, D, F, G, H, N</p>	2239-5	336	374	403	446	507	527	583	685	734	829	959	1122	
			OVERALL DIMENSIONS			SEAT DIMENSIONS			BACK DIMENSIONS							
			W	D	H	W	D	H	W	H						
			20.5	22.5	36	20	17	15.5-20.5	18.5	18-21						
			RTA 2													
 <p>LB Task Armless COM Yardage: 1.50 Freight Class: 125 Product Weight (lbs.): 30 Cubic Feet Per Carton: 4.90</p>	 <p>ADJUSTMENTS (2) Pneumatic seat height (6) Back Height (8) Seat depth</p>	<p>Ergonomic Features: C, D, E, N</p>	2239-6	259	296	325	367	429	451	505	608	656	752	881	1043	
			OVERALL DIMENSIONS			SEAT DIMENSIONS			BACK DIMENSIONS							
			W	D	H	W	D	H	W	H						
			20.5	24.5	39	20	17-18.5	15.5-20.5	18.5	20.5-22						
			RTA 2													

DESCRIPTION	FEATURES	MODEL#	STANDARD FABRIC GRADES											
			1	2	3	4	5	6	7	8	9	10	11	12
 <p>Drafting Task Chair w/ Arms COM Yardage: 1.50 Freight Class: 125 Product Weight (lbs.): 44 Cubic Feet Per Carton: 6.75</p>	 <p>ADJUSTMENTS (2) Pneumatic seat height (6) Back Height</p>	<p>2235-6</p>	438	475	505	548	609	632	685	788	838	933	1061	1224
			OVERALL DIMENSIONS			SEAT DIMENSIONS			BACK DIMENSIONS					
			W	D	H	W	D	H	W	H				
	25	24.5	48	20	17	23.5-33.5	18.5	20.5-22						
				RTA 2										
 <p>Drafting Task Chair Armless COM Yardage: 1.50 Freight Class: 150 Product Weight (lbs.): 36 Cubic Feet Per Carton: 6.75</p>	 <p>ADJUSTMENTS (2) Pneumatic seat height (6) Back Height</p>	<p>2236-6</p>	384	421	450	494	553	576	630	733	781	876	1006	1169
			OVERALL DIMENSIONS			SEAT DIMENSIONS			BACK DIMENSIONS					
			W	D	H	W	D	H	W	H				
	20.5	24.5	48	20	17	23.5-33.5	18.5	20.5-22						
				RTA 2										

GRAHAM™



model 3144 (3N)




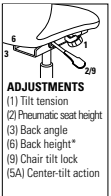

Vari-Width Adapter Plate (WA)
Available when chair is ordered with adjustable height arms.

STANDARD FEATURES

- Features a multi-curved backrest with an impact resistant outer back shell.
- Standard with adjustable height T-arms with curved urethane armcaps (3N) in Black Only.
- All models are standard with a five-legged, injection molded "spider" base and C10 casters
- Base and frame available in Black (BK) Only.
- Not available in Leather.
- Vari-Width Adapter Plate (WA) allows each arm to move outward an additional 2". Specify "WA". Add \$56.00.also height adjustable.

OPTIONAL FEATURES

- Please refer to "Arms Selection" section of the price book for arm options.
- Optional ballistic nylon outer back fabric available. Resistant to impact damage. Available in Black Only (BKB). Add \$13.00.
- Please refer to the "Casters Selection" section of the price book for caster options. Optional casters may be priced higher than the standard casters for your chair and the difference will be charged. Lower priced optional casters will not be credited.
- For hard surface flooring casters, specify C65R. Add \$47.00.
- For fully assembled in box, please specify SU. Add \$50.00.

DESCRIPTION	FEATURES	MODEL#	STANDARD FABRIC GRADES											
			1	2	3	4	5	6	7	8	9	10	11	12
 <p>LB Ergo - Tilter COM Yardage: 1.50 Freight Class: 150 Product Weight (lbs.): 50 Cubic Feet Per Carton: 9.25</p>	 <p>ADJUSTMENTS (1) Tilt tension (2) Pneumatic seat height (3) Back angle (6) Back height* (9) Chair tilt lock (5A) Center-tilt action</p>	<p>3144</p>	513	548	577	621	681	705	758	862	911	1004	1134	1297
			OVERALL DIMENSIONS			SEAT DIMENSIONS			BACK DIMENSIONS					
			W	D	H	W	D	H	W	H				
	25	26	37.5	20	19.5	17-21	19.5	17.5-20						
				RTA 2										

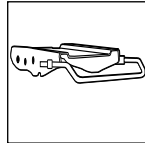
GRANADA®



model 3212 (3N)



model 3212 (3N)



Multi-Depth Mechanism
Seat depth option is available on multi-tilter models. (see notes for more details)



model 3217




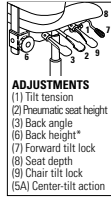

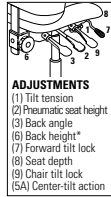

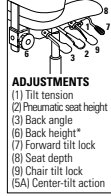
model 3217


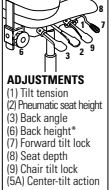


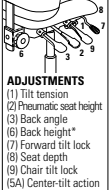




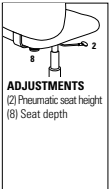

STANDARD FEATURES


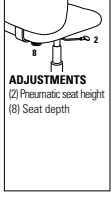




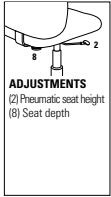

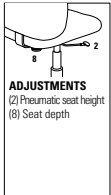

- Features a sculpted back with pronounced lumbar support.
- Standard with adjustable height T-arms with curved urethane armcaps (3N) in Black Only. (except for models 3252 and 3262 which have a fixed height version of this same arm style.)
- Standard when chair is ordered with adjustable height arms (AA, O, OJ, SB, TD, UB, ZH, ZT, 3M, 3N, 4J, 4M, 4T, 6L, 9B and 9S). Allows each arm to move outward an additional 2" (for a total of 4" extra seat width) and locks with the use of an easy to maneuver lever.
- All models (except armchair and side chair styles) are standard with a five-legged, injection molded base.
- Base and frame are available in Black (BK) Only.
- All models (except high back, side chair, armchair and drafting models) are shipped partially KD.
- Drafting chairs are equipped with height adjustable chrome foot ring.
- C65 casters are standard except for heavy duty models.
- Not available in Leather.


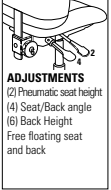

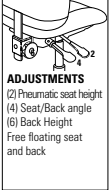

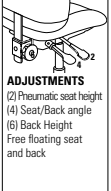

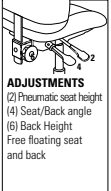

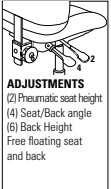
OPTIONAL FEATURES


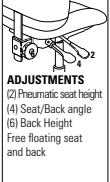


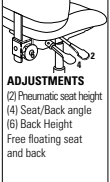


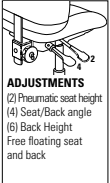

- Available in Memory Foam. Use code "MF" and Add \$76.00.
- Black base with chrome footring. Specify "B3". Add \$80.00.
- Available with back edge vinyl bumper guard option (VBG). Add \$16.00.
- Please refer to "Arms Selection" section of the price book for arm options.
- Optional ballistic nylon outer back fabric available (the back panel will be attached with washer head screws). Resistant to impact damage. Available in Black Only (BKB). Add \$13.00
- For hard surface flooring please specify C10R. Add \$47.00.
- Please refer to the "Casters Selection" section of the price book for caster options. Optional casters may be priced higher than the standard casters for your chair and the difference will be charged. Lower priced optional casters will not be credited.
- For availability of chair series in Vinyl, please contact a Global Sales Representative.
- For fully assembled in box, please specify SU. Add \$50.00.

DESCRIPTION	FEATURES	MODEL#	STANDARD FABRIC GRADES														
			1	2	3	4	5	6	7	8	9	10	11	12			
 <p>LB Multi - Tilter Plain Back Ratchet Back COM Yardage: 1.50 Freight Class: 150 Product Weight (lbs.): 52 Cubic Feet Per Carton: 9.25</p>	 <p>ADJUSTMENTS (1) Tilt tension (2) Pneumatic seat height (3) Back angle (6) Back height* (7) Forward tilt lock (8) Seat depth (9) Chair tilt lock (5A) Center-tilt action</p>	<p>Ergonomic Features: A, B, C, D, E, F, G, M, N, S</p>	3121	943	979	1007	1049	1108	1130	1182	1282	1329	1422	1547	1704		
			OVERALL DIMENSIONS			SEAT DIMENSIONS			BACK DIMENSIONS								
			W	D	H	W	D	H	W	H							
			26	24.5	40	20.5	16.5	17-21	19	17.5-20.5							
 <p>HB Multi - Tilter Plain Back Ratchet Back COM Yardage: 1.75 Freight Class: 150 Product Weight (lbs.): 55 Cubic Feet Per Carton: 9.25</p>	 <p>ADJUSTMENTS (1) Tilt tension (2) Pneumatic seat height (3) Back angle (6) Back height* (7) Forward tilt lock (8) Seat depth (9) Chair tilt lock (5A) Center-tilt action</p>	<p>Ergonomic Features: A, B, C, D, E, F, G, H, M, N, Q, S</p>	3123	1040	1091	1130	1195	1282	1297	1367	1539	1571	1743	1870	2084		
			OVERALL DIMENSIONS			SEAT DIMENSIONS			BACK DIMENSIONS								
			W	D	H	W	D	H	W	H							
			26	24.5	43	20.5	17-19.5	17-21	19	22-25							
 <p>LB Multi - Tilter Detailed/Styled Back COM Yardage: 1.50 Freight Class: 150 Product Weight (lbs.): 52 Cubic Feet Per Carton: 9.25</p>	 <p>ADJUSTMENTS (1) Tilt tension (2) Pneumatic seat height (3) Back angle (6) Back height* (7) Forward tilt lock (8) Seat depth (9) Chair tilt lock (5A) Center-tilt action</p>	<p>Ergonomic Features: A, B, C, D, E, F, G, M, N, S</p>	3202	778	816	844	888	948	971	1025	1127	1176	1271	1400	1563		
			OVERALL DIMENSIONS			SEAT DIMENSIONS			BACK DIMENSIONS								
			W	D	H	W	D	H	W	H							
			26	22.5	40	19	16.5	18-22	18.5	21							

DESCRIPTION	FEATURES	MODEL#	STANDARD FABRIC GRADES																											
			1	2	3	4	5	6	7	8	9	10	11	12																
 <p>LB Multi - Tilter Plain Back COM Yardage: 1.50 Freight Class: 125 Product Weight (lbs.): 58 Cubic Feet Per Carton: 9.25</p>	 <p>ADJUSTMENTS (1) Tilt tension (2) Pneumatic seat height (3) Back angle (6) Back height* (7) Forward tilt lock (8) Seat depth (9) Chair tilt lock (5A) Center-tilt action</p>	<p>Ergonomic Features: A, B, C, D, E, F, G, H, M, N, Q, S</p>	<table border="1"> <tr> <td>3212</td><td>690</td><td>727</td><td>755</td><td>800</td><td>861</td><td>884</td><td>936</td><td>1040</td><td>1088</td><td>1182</td><td>1311</td><td>1474</td> </tr> </table>												3212	690	727	755	800	861	884	936	1040	1088	1182	1311	1474			
			3212	690	727	755	800	861	884	936	1040	1088	1182	1311	1474															
			<p>OVERALL DIMENSIONS</p> <table border="1"> <tr> <th>W</th><th>D</th><th>H</th> </tr> <tr> <td>26</td><td>24</td><td>40</td> </tr> </table>			W	D	H	26	24	40	<p>SEAT DIMENSIONS</p> <table border="1"> <tr> <th>W</th><th>D</th><th>H</th> </tr> <tr> <td>19</td><td>16.5</td><td>18-22</td> </tr> </table>			W	D	H	19	16.5	18-22	<p>BACK DIMENSIONS</p> <table border="1"> <tr> <th>W</th><th>H</th> </tr> <tr> <td>18.5</td><td>21</td> </tr> </table>						W	H	18.5	21
			W	D	H																									
26	24	40																												
W	D	H																												
19	16.5	18-22																												
W	H																													
18.5	21																													
<p>RTA 2 </p>																														
 <p>HB Multi - Tilter Plain Back COM Yardage: 1.75 Freight Class: 150 Product Weight (lbs.): 57 Cubic Feet Per Carton: 10.50</p>	 <p>ADJUSTMENTS (1) Tilt tension (2) Pneumatic seat height (3) Back angle (6) Back height* (7) Forward tilt lock (8) Seat depth (9) Chair tilt lock (5A) Center-tilt action</p>	<p>Ergonomic Features: A, B, C, D, E, F, G, H, M, N, Q, S</p>	<table border="1"> <tr> <td>3217</td><td>775</td><td>817</td><td>850</td><td>902</td><td>973</td><td>998</td><td>1061</td><td>1181</td><td>1238</td><td>1351</td><td>1501</td><td>1688</td> </tr> </table>												3217	775	817	850	902	973	998	1061	1181	1238	1351	1501	1688			
			3217	775	817	850	902	973	998	1061	1181	1238	1351	1501	1688															
			<p>OVERALL DIMENSIONS</p> <table border="1"> <tr> <th>W</th><th>D</th><th>H</th> </tr> <tr> <td>26</td><td>24.5</td><td>43</td> </tr> </table>			W	D	H	26	24.5	43	<p>SEAT DIMENSIONS</p> <table border="1"> <tr> <th>W</th><th>D</th><th>H</th> </tr> <tr> <td>19</td><td>17.5</td><td>18-22</td> </tr> </table>			W	D	H	19	17.5	18-22	<p>BACK DIMENSIONS</p> <table border="1"> <tr> <th>W</th><th>H</th> </tr> <tr> <td>18.5</td><td>26</td> </tr> </table>						W	H	18.5	26
			W	D	H																									
26	24.5	43																												
W	D	H																												
19	17.5	18-22																												
W	H																													
18.5	26																													
<p>RTA 2 </p>																														
 <p>Armchair Plain Back COM Yardage: 1.50 Freight Class: 250 Product Weight (lbs.): 40 Cubic Feet Per Carton: 17</p>		<p>Ergonomic Features: M, N</p>	<table border="1"> <tr> <td>3252</td><td>692</td><td>730</td><td>758</td><td>802</td><td>863</td><td>886</td><td>939</td><td>1042</td><td>1091</td><td>1184</td><td>1314</td><td>1476</td> </tr> </table>												3252	692	730	758	802	863	886	939	1042	1091	1184	1314	1476			
			3252	692	730	758	802	863	886	939	1042	1091	1184	1314	1476															
			<p>OVERALL DIMENSIONS</p> <table border="1"> <tr> <th>W</th><th>D</th><th>H</th> </tr> <tr> <td>26</td><td>23.5</td><td>37.5</td> </tr> </table>			W	D	H	26	23.5	37.5	<p>SEAT DIMENSIONS</p> <table border="1"> <tr> <th>W</th><th>D</th><th>H</th> </tr> <tr> <td>19</td><td>16.5</td><td>19</td> </tr> </table>			W	D	H	19	16.5	19	<p>BACK DIMENSIONS</p> <table border="1"> <tr> <th>W</th><th>H</th> </tr> <tr> <td>18.5</td><td>21</td> </tr> </table>						W	H	18.5	21
			W	D	H																									
26	23.5	37.5																												
W	D	H																												
19	16.5	19																												
W	H																													
18.5	21																													
<p>RTA 00</p>																														
 <p>Side Chair Plain Back COM Yardage: 1.50 Freight Class: 300 Product Weight (lbs.): 32 Cubic Feet Per Carton: 17.25</p>		<p>Ergonomic Features: M, N</p>	<table border="1"> <tr> <td>3253</td><td>554</td><td>592</td><td>621</td><td>665</td><td>725</td><td>749</td><td>802</td><td>905</td><td>955</td><td>1048</td><td>1178</td><td>1339</td> </tr> </table>												3253	554	592	621	665	725	749	802	905	955	1048	1178	1339			
			3253	554	592	621	665	725	749	802	905	955	1048	1178	1339															
			<p>OVERALL DIMENSIONS</p> <table border="1"> <tr> <th>W</th><th>D</th><th>H</th> </tr> <tr> <td>20.5</td><td>23.5</td><td>37.5</td> </tr> </table>			W	D	H	20.5	23.5	37.5	<p>SEAT DIMENSIONS</p> <table border="1"> <tr> <th>W</th><th>D</th><th>H</th> </tr> <tr> <td>19</td><td>16.5</td><td>19</td> </tr> </table>			W	D	H	19	16.5	19	<p>BACK DIMENSIONS</p> <table border="1"> <tr> <th>W</th><th>H</th> </tr> <tr> <td>18.5</td><td>21</td> </tr> </table>						W	H	18.5	21
			W	D	H																									
20.5	23.5	37.5																												
W	D	H																												
19	16.5	19																												
W	H																													
18.5	21																													
<p>RTA 00</p>																														
 <p>LB Task Armless/Plain Back COM Yardage: 1.50 Freight Class: 250 Product Weight (lbs.): 32 Cubic Feet Per Carton: 9.25</p>	 <p>ADJUSTMENTS (2) Pneumatic seat height (8) Seat depth</p>	<p>Ergonomic Features: C, E, M, N</p>	<table border="1"> <tr> <td>3254</td><td>444</td><td>480</td><td>510</td><td>552</td><td>613</td><td>635</td><td>690</td><td>793</td><td>842</td><td>936</td><td>1066</td><td>1227</td> </tr> </table>												3254	444	480	510	552	613	635	690	793	842	936	1066	1227			
			3254	444	480	510	552	613	635	690	793	842	936	1066	1227															
			<p>OVERALL DIMENSIONS</p> <table border="1"> <tr> <th>W</th><th>D</th><th>H</th> </tr> <tr> <td>21</td><td>24</td><td>38</td> </tr> </table>			W	D	H	21	24	38	<p>SEAT DIMENSIONS</p> <table border="1"> <tr> <th>W</th><th>D</th><th>H</th> </tr> <tr> <td>19</td><td>16.5</td><td>17-22</td> </tr> </table>			W	D	H	19	16.5	17-22	<p>BACK DIMENSIONS</p> <table border="1"> <tr> <th>W</th><th>H</th> </tr> <tr> <td>18.5</td><td>21</td> </tr> </table>						W	H	18.5	21
			W	D	H																									
21	24	38																												
W	D	H																												
19	16.5	17-22																												
W	H																													
18.5	21																													
<p>RTA 1 </p>																														

DESCRIPTION	FEATURES	MODEL#	STANDARD FABRIC GRADES																																				
			1	2	3	4	5	6	7	8	9	10	11	12																									
 <p>LB Task w/Arm/Plain Back COM Yardage: 1.50 Freight Class: 150 Product Weight (lbs.): 40 Cubic Feet Per Carton: 9.25</p>	 <p>ADJUSTMENTS (2) Pneumatic seat height (8) Seat depth</p>	<p>Ergonomic Features: C, E, H, M, N, Q</p>	<table border="1"> <tr> <th colspan="3">OVERALL DIMENSIONS</th> <th colspan="3">SEAT DIMENSIONS</th> <th colspan="3">BACK DIMENSIONS</th> </tr> <tr> <th>W</th> <th>D</th> <th>H</th> <th>W</th> <th>D</th> <th>H</th> <th>W</th> <th>H</th> </tr> <tr> <td>26</td> <td>24</td> <td>38</td> <td>19</td> <td>16.5</td> <td>17-22</td> <td>18.5</td> <td>21</td> </tr> </table>												OVERALL DIMENSIONS			SEAT DIMENSIONS			BACK DIMENSIONS			W	D	H	W	D	H	W	H	26	24	38	19	16.5	17-22	18.5	21
			OVERALL DIMENSIONS			SEAT DIMENSIONS			BACK DIMENSIONS																														
			W	D	H	W	D	H	W	H																													
			26	24	38	19	16.5	17-22	18.5	21																													
<p>RTA 1 </p>																																							
 <p>Armchair Detailed/Styled Back COM Yardage: 1.50 Freight Class: 250 Product Weight (lbs.): 40 Cubic Feet Per Carton: 17</p>	<p>Ergonomic Features: M, N</p>	<table border="1"> <tr> <th colspan="3">OVERALL DIMENSIONS</th> <th colspan="3">SEAT DIMENSIONS</th> <th colspan="3">BACK DIMENSIONS</th> </tr> <tr> <th>W</th> <th>D</th> <th>H</th> <th>W</th> <th>D</th> <th>H</th> <th>W</th> <th>H</th> </tr> <tr> <td>26</td> <td>23.5</td> <td>37.5</td> <td>19</td> <td>16.5</td> <td>19</td> <td>18.5</td> <td>21</td> </tr> </table>												OVERALL DIMENSIONS			SEAT DIMENSIONS			BACK DIMENSIONS			W	D	H	W	D	H	W	H	26	23.5	37.5	19	16.5	19	18.5	21	
		OVERALL DIMENSIONS			SEAT DIMENSIONS			BACK DIMENSIONS																															
		W	D	H	W	D	H	W	H																														
		26	23.5	37.5	19	16.5	19	18.5	21																														
<p>RTA 00</p>																																							
 <p>Side Chair Detailed/Styled Back COM Yardage: 1.50 Freight Class: 300 Product Weight (lbs.): 32 Cubic Feet Per Carton: 17.25</p>	<p>Ergonomic Features: M, N</p>	<table border="1"> <tr> <th colspan="3">OVERALL DIMENSIONS</th> <th colspan="3">SEAT DIMENSIONS</th> <th colspan="3">BACK DIMENSIONS</th> </tr> <tr> <th>W</th> <th>D</th> <th>H</th> <th>W</th> <th>D</th> <th>H</th> <th>W</th> <th>H</th> </tr> <tr> <td>20.5</td> <td>23.5</td> <td>37.5</td> <td>19</td> <td>16.5</td> <td>19</td> <td>18.5</td> <td>21</td> </tr> </table>												OVERALL DIMENSIONS			SEAT DIMENSIONS			BACK DIMENSIONS			W	D	H	W	D	H	W	H	20.5	23.5	37.5	19	16.5	19	18.5	21	
		OVERALL DIMENSIONS			SEAT DIMENSIONS			BACK DIMENSIONS																															
		W	D	H	W	D	H	W	H																														
		20.5	23.5	37.5	19	16.5	19	18.5	21																														
<p>RTA 00</p>																																							
 <p>LB Task Armless/Detailed/Styled Back COM Yardage: 1.50 Freight Class: 250 Product Weight (lbs.): 32 Cubic Feet Per Carton: 9.25</p>	 <p>ADJUSTMENTS (2) Pneumatic seat height (8) Seat depth</p>	<p>Ergonomic Features: C, E, M, N</p>	<table border="1"> <tr> <th colspan="3">OVERALL DIMENSIONS</th> <th colspan="3">SEAT DIMENSIONS</th> <th colspan="3">BACK DIMENSIONS</th> </tr> <tr> <th>W</th> <th>D</th> <th>H</th> <th>W</th> <th>D</th> <th>H</th> <th>W</th> <th>H</th> </tr> <tr> <td>21</td> <td>23.5</td> <td>39</td> <td>19</td> <td>16.5</td> <td>17-22</td> <td>18.5</td> <td>21</td> </tr> </table>												OVERALL DIMENSIONS			SEAT DIMENSIONS			BACK DIMENSIONS			W	D	H	W	D	H	W	H	21	23.5	39	19	16.5	17-22	18.5	21
			OVERALL DIMENSIONS			SEAT DIMENSIONS			BACK DIMENSIONS																														
			W	D	H	W	D	H	W	H																													
			21	23.5	39	19	16.5	17-22	18.5	21																													
<p>RTA 2</p>																																							
 <p>LB Task w/Arm/Detailed/Styled Back COM Yardage: 1.50 Freight Class: 150 Product Weight (lbs.): 40 Cubic Feet Per Carton: 9.25</p>	 <p>ADJUSTMENTS (2) Pneumatic seat height (8) Seat depth</p>	<p>Ergonomic Features: C, E, H, M, N, Q</p>	<table border="1"> <tr> <th colspan="3">OVERALL DIMENSIONS</th> <th colspan="3">SEAT DIMENSIONS</th> <th colspan="3">BACK DIMENSIONS</th> </tr> <tr> <th>W</th> <th>D</th> <th>H</th> <th>W</th> <th>D</th> <th>H</th> <th>W</th> <th>H</th> </tr> <tr> <td>26</td> <td>23.5</td> <td>39</td> <td>19</td> <td>16.5</td> <td>17-22</td> <td>18.5</td> <td>21</td> </tr> </table>												OVERALL DIMENSIONS			SEAT DIMENSIONS			BACK DIMENSIONS			W	D	H	W	D	H	W	H	26	23.5	39	19	16.5	17-22	18.5	21
			OVERALL DIMENSIONS			SEAT DIMENSIONS			BACK DIMENSIONS																														
			W	D	H	W	D	H	W	H																													
			26	23.5	39	19	16.5	17-22	18.5	21																													
<p>RTA 2 </p>																																							

DESCRIPTION	FEATURES	MODEL#	STANDARD FABRIC GRADES																							
 <p>LB Operator Armless/Plain Back COM Yardage: 1.50 Freight Class: 150 Product Weight (lbs.): 40 Cubic Feet Per Carton: 9.25</p>	 <p>ADJUSTMENTS (2) Pneumatic seat height (4) Seat/Back angle (6) Back Height Free floating seat and back</p>		1	2	3	4	5	6	7	8	9	10	11	12												
		3274	549	587	617	659	721	743	797	898	948	1043	1172	1334												
		<table border="1"> <thead> <tr> <th colspan="3">OVERALL DIMENSIONS</th> <th colspan="3">SEAT DIMENSIONS</th> <th colspan="2">BACK DIMENSIONS</th> </tr> <tr> <th>W</th><th>D</th><th>H</th> <th>W</th><th>D</th><th>H</th> <th>W</th><th>H</th> </tr> </thead> <tbody> <tr> <td>21</td><td>22.5</td><td>39</td> <td>20.5</td><td>16.5</td><td>17-22</td> <td>19</td><td>21</td> </tr> </tbody> </table>	OVERALL DIMENSIONS			SEAT DIMENSIONS			BACK DIMENSIONS		W	D	H	W	D	H	W	H	21	22.5	39	20.5	16.5	17-22	19	21
OVERALL DIMENSIONS			SEAT DIMENSIONS			BACK DIMENSIONS																				
W	D	H	W	D	H	W	H																			
21	22.5	39	20.5	16.5	17-22	19	21																			
 <p>LB Operator w/Arm/Plain Back COM Yardage: 1.50 Freight Class: 150 Product Weight (lbs.): 46 Cubic Feet Per Carton: 9.25</p>	 <p>ADJUSTMENTS (2) Pneumatic seat height (4) Seat/Back angle (6) Back Height Free floating seat and back</p>		1	2	3	4	5	6	7	8	9	10	11	12												
		3275	667	705	733	777	838	861	914	1017	1066	1159	1289	1451												
		<table border="1"> <thead> <tr> <th colspan="3">OVERALL DIMENSIONS</th> <th colspan="3">SEAT DIMENSIONS</th> <th colspan="2">BACK DIMENSIONS</th> </tr> <tr> <th>W</th><th>D</th><th>H</th> <th>W</th><th>D</th><th>H</th> <th>W</th><th>H</th> </tr> </thead> <tbody> <tr> <td>26</td><td>22.5</td><td>39</td> <td>19</td><td>16.5</td><td>17-22</td> <td>18.5</td><td>21</td> </tr> </tbody> </table>	OVERALL DIMENSIONS			SEAT DIMENSIONS			BACK DIMENSIONS		W	D	H	W	D	H	W	H	26	22.5	39	19	16.5	17-22	18.5	21
OVERALL DIMENSIONS			SEAT DIMENSIONS			BACK DIMENSIONS																				
W	D	H	W	D	H	W	H																			
26	22.5	39	19	16.5	17-22	18.5	21																			
 <p>Drafting Chair Armless/Detailed/Styled Back COM Yardage: 1.50 Freight Class: 150 Product Weight (lbs.): 43 Cubic Feet Per Carton: 9.25</p>	 <p>ADJUSTMENTS (2) Pneumatic seat height (4) Seat/Back angle (6) Back Height Free floating seat and back</p>		1	2	3	4	5	6	7	8	9	10	11	12												
		3277	972	1009	1038	1081	1142	1166	1219	1321	1370	1465	1595	1756												
		<table border="1"> <thead> <tr> <th colspan="3">OVERALL DIMENSIONS</th> <th colspan="3">SEAT DIMENSIONS</th> <th colspan="2">BACK DIMENSIONS</th> </tr> <tr> <th>W</th><th>D</th><th>H</th> <th>W</th><th>D</th><th>H</th> <th>W</th><th>H</th> </tr> </thead> <tbody> <tr> <td>21</td><td>22.5</td><td>48</td> <td>19</td><td>16.5</td><td>24-34</td> <td>18.5</td><td>21</td> </tr> </tbody> </table>	OVERALL DIMENSIONS			SEAT DIMENSIONS			BACK DIMENSIONS		W	D	H	W	D	H	W	H	21	22.5	48	19	16.5	24-34	18.5	21
OVERALL DIMENSIONS			SEAT DIMENSIONS			BACK DIMENSIONS																				
W	D	H	W	D	H	W	H																			
21	22.5	48	19	16.5	24-34	18.5	21																			
 <p>Drafting Stool Armless/Plain Back COM Yardage: 1.50 Freight Class: 150 Product Weight (lbs.): 43 Cubic Feet Per Carton: 9.25</p>	 <p>ADJUSTMENTS (2) Pneumatic seat height (4) Seat/Back angle (6) Back Height Free floating seat and back</p>		1	2	3	4	5	6	7	8	9	10	11	12												
		3278	934	971	1000	1043	1103	1126	1180	1283	1332	1426	1555	1720												
		<table border="1"> <thead> <tr> <th colspan="3">OVERALL DIMENSIONS</th> <th colspan="3">SEAT DIMENSIONS</th> <th colspan="2">BACK DIMENSIONS</th> </tr> <tr> <th>W</th><th>D</th><th>H</th> <th>W</th><th>D</th><th>H</th> <th>W</th><th>H</th> </tr> </thead> <tbody> <tr> <td>21</td><td>23.5</td><td>48</td> <td>19</td><td>16.5</td><td>24-34</td> <td>18.5</td><td>21</td> </tr> </tbody> </table>	OVERALL DIMENSIONS			SEAT DIMENSIONS			BACK DIMENSIONS		W	D	H	W	D	H	W	H	21	23.5	48	19	16.5	24-34	18.5	21
OVERALL DIMENSIONS			SEAT DIMENSIONS			BACK DIMENSIONS																				
W	D	H	W	D	H	W	H																			
21	23.5	48	19	16.5	24-34	18.5	21																			
 <p>LB Operator Armless Detailed/Styled Back COM Yardage: 1.50 Freight Class: 150 Product Weight (lbs.): 40 Cubic Feet Per Carton: 9.25</p>	 <p>ADJUSTMENTS (2) Pneumatic seat height (4) Seat/Back angle (6) Back Height Free floating seat and back</p>		1	2	3	4	5	6	7	8	9	10	11	12												
		3284	579	617	645	688	750	773	826	930	977	1072	1201	1364												
		<table border="1"> <thead> <tr> <th colspan="3">OVERALL DIMENSIONS</th> <th colspan="3">SEAT DIMENSIONS</th> <th colspan="2">BACK DIMENSIONS</th> </tr> <tr> <th>W</th><th>D</th><th>H</th> <th>W</th><th>D</th><th>H</th> <th>W</th><th>H</th> </tr> </thead> <tbody> <tr> <td>21</td><td>22.5</td><td>39</td> <td>20.5</td><td>16.5</td><td>17-22</td> <td>19</td><td>21</td> </tr> </tbody> </table>	OVERALL DIMENSIONS			SEAT DIMENSIONS			BACK DIMENSIONS		W	D	H	W	D	H	W	H	21	22.5	39	20.5	16.5	17-22	19	21
OVERALL DIMENSIONS			SEAT DIMENSIONS			BACK DIMENSIONS																				
W	D	H	W	D	H	W	H																			
21	22.5	39	20.5	16.5	17-22	19	21																			

DESCRIPTION	FEATURES	MODEL#	STANDARD FABRIC GRADES											
			1	2	3	4	5	6	7	8	9	10	11	12
 LB Operator w/Arms/Detailed/Styled Back COM Yardage: 1.50 Freight Class: 150 Product Weight (lbs.): 46 Cubic Feet Per Carton: 9.25	 ADJUSTMENTS (2) Pneumatic seat height (4) Seat/Back angle (6) Back Height Free floating seat and back	3285	696	733	761	805	866	889	942	1045	1095	1190	1319	1482
			OVERALL DIMENSIONS			SEAT DIMENSIONS			BACK DIMENSIONS					
			W	D	H	W	D	H	W	H				
			26	22.5	39	19	16.5	17-22	18.5	21				
			RTA 2											
 Drafting Stool w/Arms/Detailed/Styled Back COM Yardage: 1.50 Freight Class: 150 Product Weight (lbs.): 51 Cubic Feet Per Carton: 9.25	 ADJUSTMENTS (2) Pneumatic seat height (4) Seat/Back angle (6) Back Height Free floating seat and back	3287	1107	1145	1173	1218	1279	1302	1354	1458	1505	1600	1729	1893
			OVERALL DIMENSIONS			SEAT DIMENSIONS			BACK DIMENSIONS					
			W	D	H	W	D	H	W	H				
			26	22.5	48	19	16.5	24-34	18.5	21				
			RTA 2											
 Drafting Stool w/Arms/Plain Back COM Yardage: 1.50 Freight Class: 150 Product Weight (lbs.): 51 Cubic Feet Per Carton: 9.25	 ADJUSTMENTS (2) Pneumatic seat height (4) Seat/Back angle (6) Back Height Free floating seat and back	3288	1072	1109	1139	1181	1241	1264	1319	1421	1470	1566	1695	1856
			OVERALL DIMENSIONS			SEAT DIMENSIONS			BACK DIMENSIONS					
			W	D	H	W	D	H	W	H				
			26	23.5	48	19	16.5	24-34	18.5	21				
			RTA 2											

GRANADA® DELUXE



model 4560



model 4565

STANDARD FEATURES

- Granada Deluxe offers dramatic seating comfort. Offers a more contoured seat featuring BioPlush earth friendly foam.
- Standard with height and width adjustable height T-arms with teardrop shaped urethane armcaps (3B).
- All models except the armchair and sidechair are standard with a five legged, injection molded reinforced nylon spider base with C65 casters.
- Base and frames are standard in Black (BK).

OPTIONAL FEATURES

- Seat depth is optional on models 1170-2, 1170LM-2, 1171-2 and 1171LM-2. Please specify (MD) Add \$85.00
- Optional ballistic nylon outer back fabric available, resistant to impact damage. Black Only (BKB), add \$13.00.
- Available with back edge vinyl bumper guard option (VBG).
- Available in Memory Foam (MF), add \$76.00.
- Polished Aluminum base with black scuff tips. Specify "B2". Add \$110.00.
- For hard surface flooring casters, specify C65R. Add \$47.00.
- For fully assembled in box, please specify SU. Add \$50.00.
- Please refer to "Arms Selection" section of the price book for arm options.

DESCRIPTION

FEATURES

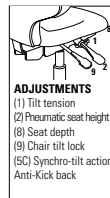
MODEL#

STANDARD FABRIC GRADES



HB Synchro - Tilter w/Back Angle Adjustment

COM Yardage: 2
 Freight Class: 125
 Product Weight (lbs.): 64
 Cubic Feet Per Carton: 9.25



ADJUSTMENTS
 (1) Tilt tension
 (2) Pneumatic seat height
 (8) Seat depth
 (9) Chair tilt lock
 (5C) Synchro-tilt action
 Anti-Kick back

Ergonomic Features:
 A, B, C, D, G, J, H, L, M, N, Q

	1	2	3	4	5	6	7	8	9	10	11	12
1170-0	822	866	899	951	1025	1050	1114	1237	1295	1409	1563	1754

OVERALL DIMENSIONS

SEAT DIMENSIONS

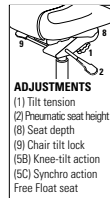
BACK DIMENSIONS

W	D	H	W	D	H	W	H
26	23.5	46	21	18-20.5	17.25-21.25	20	23-28.2



HB Synchro Knee - Tilter

COM Yardage: 2
 Freight Class: 125
 Product Weight (lbs.): 63
 Cubic Feet Per Carton: 9.25



ADJUSTMENTS
 (1) Tilt tension
 (2) Pneumatic seat height
 (8) Seat depth
 (9) Chair tilt lock
 (5B) Knee-tilt action
 (5C) Synchro action
 Free Float seat

Ergonomic Features:
 A, B, C, D, G, J, H, L, M, N, Q

	1	2	3	4	5	6	7	8	9	10	11	12
1170-2	919	963	998	1049	1123	1148	1213	1334	1393	1506	1660	1852

1170LM-2
 Leather/Mock Leather

OVERALL DIMENSIONS

SEAT DIMENSIONS

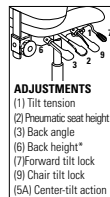
BACK DIMENSIONS

W	D	H	W	D	H	W	H
26	23.5	45.5	21	18-20.5	16.5-20.5	20	23-28.25



HB Multi - Tilter

COM Yardage: 2
 Freight Class: 125
 Product Weight (lbs.): 65
 Cubic Feet Per Carton: 9.25



ADJUSTMENTS
 (1) Tilt tension
 (2) Pneumatic seat height
 (3) Back angle
 (6) Back height*
 (7) Forward tilt lock
 (9) Chair tilt lock
 (5A) Center-tilt action

Ergonomic Features:
 A, B, C, D, E, F, G, H, M, N, Q, S, U

	1	2	3	4	5	6	7	8	9	10	11	12
1170-3	822	866	899	951	1025	1050	1114	1237	1295	1409	1563	1754

1170LM-3
 Leather/Mock Leather


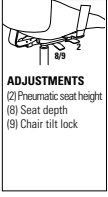


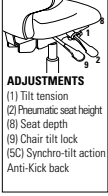


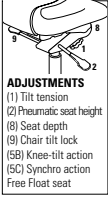


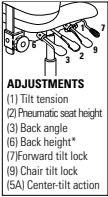


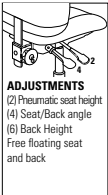

OVERALL DIMENSIONS


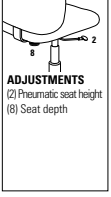


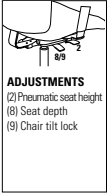


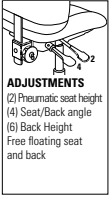


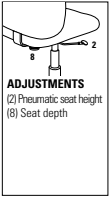



SEAT DIMENSIONS



BACK DIMENSIONS

W	D	H	W	D	H	W	H
26	23.5	45	21	18-20.5	16-20	20	23-28.25





DESCRIPTION	FEATURES	MODEL#	STANDARD FABRIC GRADES																																					
			1	2	3	4	5	6	7	8	9	10	11	12																										
 <p>HB Weight Sensing Synchro - Tilter COM Yardage: 2 Freight Class: 125 Product Weight (lbs.): 61 Cubic Feet Per Carton: 9.25</p>	 <p>ADJUSTMENTS (2) Pneumatic seat height (8) Seat depth (9) Chair tilt lock</p>	<p>Ergonomic Features: A, B, C, D, E, H, L, M, N, Q</p>	<table border="1"> <tr> <td>1170-8</td><td>822</td><td>866</td><td>899</td><td>951</td><td>1025</td><td>1050</td><td>1114</td><td>1237</td><td>1295</td><td>1409</td><td>1563</td><td>1754</td> </tr> </table>												1170-8	822	866	899	951	1025	1050	1114	1237	1295	1409	1563	1754													
			1170-8	822	866	899	951	1025	1050	1114	1237	1295	1409	1563	1754																									
			<table border="1"> <tr> <th colspan="3">OVERALL DIMENSIONS</th> <th colspan="3">SEAT DIMENSIONS</th> <th colspan="3">BACK DIMENSIONS</th> </tr> <tr> <th>W</th><th>D</th><th>H</th> <th>W</th><th>D</th><th>H</th> <th>W</th><th>H</th> </tr> <tr> <td>26</td><td>23.5</td><td>44</td> <td>21</td><td>18-20.5</td><td>16.5-20.5</td> <td>20</td><td>23-28.2</td> </tr> </table>			OVERALL DIMENSIONS			SEAT DIMENSIONS			BACK DIMENSIONS			W	D	H	W	D	H	W	H	26	23.5	44	21	18-20.5	16.5-20.5	20	23-28.2	<p>RTA 2 </p>									
			OVERALL DIMENSIONS			SEAT DIMENSIONS			BACK DIMENSIONS																															
W	D	H	W	D	H	W	H																																	
26	23.5	44	21	18-20.5	16.5-20.5	20	23-28.2																																	
 <p>HB Synchro - Tilter w/Back Angle Adjustment COM Yardage: 1.75 Freight Class: 125 Product Weight (lbs.): 60 Cubic Feet Per Carton: 9.25</p>	 <p>ADJUSTMENTS (1) Tilt tension (2) Pneumatic seat height (8) Seat depth (9) Chair tilt lock (5C) Synchro-tilt action Anti-Kick back</p>	<p>Ergonomic Features: A, B, C, D, E, G, H, L, M, N, Q</p>	<table border="1"> <tr> <td>1171-0</td><td>737</td><td>775</td><td>804</td><td>848</td><td>912</td><td>934</td><td>988</td><td>1093</td><td>1144</td><td>1240</td><td>1373</td><td>1537</td> </tr> </table>												1171-0	737	775	804	848	912	934	988	1093	1144	1240	1373	1537													
			1171-0	737	775	804	848	912	934	988	1093	1144	1240	1373	1537																									
			<table border="1"> <tr> <th colspan="3">OVERALL DIMENSIONS</th> <th colspan="3">SEAT DIMENSIONS</th> <th colspan="3">BACK DIMENSIONS</th> </tr> <tr> <th>W</th><th>D</th><th>H</th> <th>W</th><th>D</th><th>H</th> <th>W</th><th>H</th> </tr> <tr> <td>26</td><td>23.5</td><td>43</td> <td>21</td><td>18-20.5</td><td>17.25-21.25</td> <td>20</td><td>20-25.2</td> </tr> </table>			OVERALL DIMENSIONS			SEAT DIMENSIONS			BACK DIMENSIONS			W	D	H	W	D	H	W	H	26	23.5	43	21	18-20.5	17.25-21.25	20	20-25.2	<p>RTA 2 </p>									
			OVERALL DIMENSIONS			SEAT DIMENSIONS			BACK DIMENSIONS																															
W	D	H	W	D	H	W	H																																	
26	23.5	43	21	18-20.5	17.25-21.25	20	20-25.2																																	
 <p>MB Synchro Knee - Tilter COM Yardage: 1.75 Freight Class: 125 Product Weight (lbs.): 61 Cubic Feet Per Carton: 9.25</p>	 <p>ADJUSTMENTS (1) Tilt tension (2) Pneumatic seat height (8) Seat depth (9) Chair tilt lock (5B) Knee-tilt action (5C) Synchro action Free Float seat</p>	<p>Ergonomic Features: A, B, C, D, G, J, H, L, M, N, Q</p>	<table border="1"> <tr> <td>1171-2</td><td>839</td><td>874</td><td>905</td><td>949</td><td>1012</td><td>1034</td><td>1089</td><td>1193</td><td>1243</td><td>1341</td><td>1473</td><td>1637</td> </tr> <tr> <td>1171LM-2</td><td>-</td><td>-</td><td>-</td><td>-</td><td>1023</td><td>-</td><td>-</td><td>1204</td><td>1261</td><td>1352</td><td>1490</td><td>1655</td> </tr> </table> <p>Leather/Mock Leather</p>												1171-2	839	874	905	949	1012	1034	1089	1193	1243	1341	1473	1637	1171LM-2	-	-	-	-	1023	-	-	1204	1261	1352	1490	1655
			1171-2	839	874	905	949	1012	1034	1089	1193	1243	1341	1473	1637																									
			1171LM-2	-	-	-	-	1023	-	-	1204	1261	1352	1490	1655																									
			<table border="1"> <tr> <th colspan="3">OVERALL DIMENSIONS</th> <th colspan="3">SEAT DIMENSIONS</th> <th colspan="3">BACK DIMENSIONS</th> </tr> <tr> <th>W</th><th>D</th><th>H</th> <th>W</th><th>D</th><th>H</th> <th>W</th><th>H</th> </tr> <tr> <td>26</td><td>23.5</td><td>42.5</td> <td>21</td><td>18-20.5</td><td>16-20</td> <td>20</td><td>23-28.51</td> </tr> </table>			OVERALL DIMENSIONS			SEAT DIMENSIONS			BACK DIMENSIONS			W	D	H	W	D	H	W	H	26	23.5	42.5	21	18-20.5	16-20	20	23-28.51	<p>RTA 2 </p>									
OVERALL DIMENSIONS			SEAT DIMENSIONS			BACK DIMENSIONS																																		
W	D	H	W	D	H	W	H																																	
26	23.5	42.5	21	18-20.5	16-20	20	23-28.51																																	
 <p>MB Multi - Tilter COM Yardage: 1.75 Freight Class: 125 Product Weight (lbs.): 61 Cubic Feet Per Carton: 9.25</p>	 <p>ADJUSTMENTS (1) Tilt tension (2) Pneumatic seat height (3) Back angle (6) Back height* (7) Forward tilt lock (9) Chair tilt lock (5A) Center-tilt action</p>	<p>Ergonomic Features: A, B, C, D, E, F, G, H, M, N, Q, S, U</p>	<table border="1"> <tr> <td>1171-3</td><td>737</td><td>775</td><td>804</td><td>848</td><td>912</td><td>934</td><td>988</td><td>1093</td><td>1144</td><td>1240</td><td>1373</td><td>1537</td> </tr> <tr> <td>1171LM-3</td><td>-</td><td>-</td><td>-</td><td>-</td><td>1031</td><td>-</td><td>-</td><td>1244</td><td>1310</td><td>1416</td><td>1576</td><td>1769</td> </tr> </table> <p>Leather/Mock Leather</p>												1171-3	737	775	804	848	912	934	988	1093	1144	1240	1373	1537	1171LM-3	-	-	-	-	1031	-	-	1244	1310	1416	1576	1769
			1171-3	737	775	804	848	912	934	988	1093	1144	1240	1373	1537																									
			1171LM-3	-	-	-	-	1031	-	-	1244	1310	1416	1576	1769																									
			<table border="1"> <tr> <th colspan="3">OVERALL DIMENSIONS</th> <th colspan="3">SEAT DIMENSIONS</th> <th colspan="3">BACK DIMENSIONS</th> </tr> <tr> <th>W</th><th>D</th><th>H</th> <th>W</th><th>D</th><th>H</th> <th>W</th><th>H</th> </tr> <tr> <td>26</td><td>23.5</td><td>42</td> <td>21</td><td>18-20.5</td><td>16-20</td> <td>20</td><td>23-28.25</td> </tr> </table>			OVERALL DIMENSIONS			SEAT DIMENSIONS			BACK DIMENSIONS			W	D	H	W	D	H	W	H	26	23.5	42	21	18-20.5	16-20	20	23-28.25	<p>RTA 2 </p>									
OVERALL DIMENSIONS			SEAT DIMENSIONS			BACK DIMENSIONS																																		
W	D	H	W	D	H	W	H																																	
26	23.5	42	21	18-20.5	16-20	20	23-28.25																																	
 <p>MB Operator COM Yardage: 1.75 Freight Class: 150 Product Weight (lbs.): 54 Cubic Feet Per Carton: 9.25</p>	 <p>ADJUSTMENTS (2) Pneumatic seat height (4) Seat/Back angle (6) Back Height Free floating seat and back</p>	<p>Ergonomic Features: C, D, F, G, H, M, N, Q, S, U</p>	<table border="1"> <tr> <td>1171-5</td><td>712</td><td>750</td><td>779</td><td>823</td><td>887</td><td>909</td><td>963</td><td>1068</td><td>1118</td><td>1215</td><td>1348</td><td>1512</td> </tr> <tr> <td>1171LM-5</td><td>-</td><td>-</td><td>-</td><td>-</td><td>895</td><td>-</td><td>-</td><td>1078</td><td>1134</td><td>1225</td><td>1364</td><td>1528</td> </tr> </table> <p>Leather/Mock Leather</p>												1171-5	712	750	779	823	887	909	963	1068	1118	1215	1348	1512	1171LM-5	-	-	-	-	895	-	-	1078	1134	1225	1364	1528
			1171-5	712	750	779	823	887	909	963	1068	1118	1215	1348	1512																									
			1171LM-5	-	-	-	-	895	-	-	1078	1134	1225	1364	1528																									
			<table border="1"> <tr> <th colspan="3">OVERALL DIMENSIONS</th> <th colspan="3">SEAT DIMENSIONS</th> <th colspan="3">BACK DIMENSIONS</th> </tr> <tr> <th>W</th><th>D</th><th>H</th> <th>W</th><th>D</th><th>H</th> <th>W</th><th>H</th> </tr> <tr> <td>26</td><td>23.5</td><td>39</td> <td>21</td><td>18</td><td>16.5-20.5</td> <td>20</td><td>19-24.25</td> </tr> </table>			OVERALL DIMENSIONS			SEAT DIMENSIONS			BACK DIMENSIONS			W	D	H	W	D	H	W	H	26	23.5	39	21	18	16.5-20.5	20	19-24.25	<p>RTA 2 </p>									
OVERALL DIMENSIONS			SEAT DIMENSIONS			BACK DIMENSIONS																																		
W	D	H	W	D	H	W	H																																	
26	23.5	39	21	18	16.5-20.5	20	19-24.25																																	

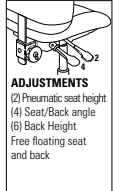
DESCRIPTION	FEATURES	MODEL#	STANDARD FABRIC GRADES																																																																																																			
			1	2	3	4	5	6	7	8	9	10	11	12																																																																																								
 <p>MB Task COM Yardage: 1.75 Freight Class: 150 Product Weight (lbs.): 49 Cubic Feet Per Carton: 9.25</p>	 <p>ADJUSTMENTS (2) Pneumatic seat height (8) Seat depth</p>	<p>Ergonomic Features: C, E, H, M, N, U, Q</p>	<table border="1"> <tr><th>1</th><th>2</th><th>3</th><th>4</th><th>5</th><th>6</th><th>7</th><th>8</th><th>9</th><th>10</th><th>11</th><th>12</th></tr> <tr><td>1171-6</td><td>600</td><td>637</td><td>667</td><td>711</td><td>775</td><td>797</td><td>851</td><td>957</td><td>1006</td><td>1103</td><td>1236</td><td>1400</td></tr> <tr><td>1171LM-6</td><td>-</td><td>-</td><td>-</td><td>-</td><td>784</td><td>-</td><td>-</td><td>966</td><td>1024</td><td>1114</td><td>1253</td><td>1418</td></tr> <tr><td colspan="13">Leather/Mock Leather</td></tr> <tr><th colspan="3">OVERALL DIMENSIONS</th><th colspan="3">SEAT DIMENSIONS</th><th colspan="3">BACK DIMENSIONS</th><td colspan="4"></td></tr> <tr><th>W</th><th>D</th><th>H</th><th>W</th><th>D</th><th>H</th><th>W</th><th>H</th><td colspan="4"></td></tr> <tr><td>26</td><td>23.5</td><td>38</td><td>21</td><td>17-18</td><td>16-21</td><td>20</td><td>19</td><td colspan="4"></td></tr> </table>												1	2	3	4	5	6	7	8	9	10	11	12	1171-6	600	637	667	711	775	797	851	957	1006	1103	1236	1400	1171LM-6	-	-	-	-	784	-	-	966	1024	1114	1253	1418	Leather/Mock Leather													OVERALL DIMENSIONS			SEAT DIMENSIONS			BACK DIMENSIONS							W	D	H	W	D	H	W	H					26	23.5	38	21	17-18	16-21	20	19				
			1	2	3	4	5	6	7	8	9	10	11	12																																																																																								
			1171-6	600	637	667	711	775	797	851	957	1006	1103	1236	1400																																																																																							
			1171LM-6	-	-	-	-	784	-	-	966	1024	1114	1253	1418																																																																																							
Leather/Mock Leather																																																																																																						
OVERALL DIMENSIONS			SEAT DIMENSIONS			BACK DIMENSIONS																																																																																																
W	D	H	W	D	H	W	H																																																																																															
26	23.5	38	21	17-18	16-21	20	19																																																																																															
<p>RTA 2 </p>																																																																																																						
 <p>MB Weight Sensing Synchro - Tilter COM Yardage: 1.75 Freight Class: 125 Product Weight (lbs.): 61 Cubic Feet Per Carton: 9.25</p>	 <p>ADJUSTMENTS (2) Pneumatic seat height (8) Seat depth (9) Chair tilt lock</p>	<p>Ergonomic Features: A, B, C, D, E, H, L, M, N, Q</p>	<table border="1"> <tr><th>1</th><th>2</th><th>3</th><th>4</th><th>5</th><th>6</th><th>7</th><th>8</th><th>9</th><th>10</th><th>11</th><th>12</th></tr> <tr><td>1171-8</td><td>737</td><td>775</td><td>804</td><td>848</td><td>912</td><td>934</td><td>988</td><td>1093</td><td>1144</td><td>1240</td><td>1373</td><td>1537</td></tr> <tr><th colspan="3">OVERALL DIMENSIONS</th><th colspan="3">SEAT DIMENSIONS</th><th colspan="3">BACK DIMENSIONS</th><td colspan="4"></td></tr> <tr><th>W</th><th>D</th><th>H</th><th>W</th><th>D</th><th>H</th><th>W</th><th>H</th><td colspan="4"></td></tr> <tr><td>26</td><td>23.5</td><td>41</td><td>21</td><td>18-20.5</td><td>16.25-20.25</td><td>20</td><td>20 - 25.2</td><td colspan="4"></td></tr> </table>												1	2	3	4	5	6	7	8	9	10	11	12	1171-8	737	775	804	848	912	934	988	1093	1144	1240	1373	1537	OVERALL DIMENSIONS			SEAT DIMENSIONS			BACK DIMENSIONS							W	D	H	W	D	H	W	H					26	23.5	41	21	18-20.5	16.25-20.25	20	20 - 25.2																														
			1	2	3	4	5	6	7	8	9	10	11	12																																																																																								
			1171-8	737	775	804	848	912	934	988	1093	1144	1240	1373	1537																																																																																							
			OVERALL DIMENSIONS			SEAT DIMENSIONS			BACK DIMENSIONS																																																																																													
W	D	H	W	D	H	W	H																																																																																															
26	23.5	41	21	18-20.5	16.25-20.25	20	20 - 25.2																																																																																															
<p>RTA 2 </p>																																																																																																						
 <p>MB Operator Armless COM Yardage: 1.75 Freight Class: 150 Product Weight (lbs.): 49 Cubic Feet Per Carton: 9.25</p>	 <p>ADJUSTMENTS (2) Pneumatic seat height (4) Seat/Back angle (6) Back Height Free floating seat and back</p>	<p>Ergonomic Features: C, D, E, F, G, M, N, Q, S, U</p>	<table border="1"> <tr><th>1</th><th>2</th><th>3</th><th>4</th><th>5</th><th>6</th><th>7</th><th>8</th><th>9</th><th>10</th><th>11</th><th>12</th></tr> <tr><td>1172-5</td><td>588</td><td>625</td><td>655</td><td>699</td><td>761</td><td>783</td><td>840</td><td>943</td><td>994</td><td>1090</td><td>1222</td><td>1388</td></tr> <tr><td>1172LM-5</td><td>-</td><td>-</td><td>-</td><td>-</td><td>772</td><td>-</td><td>-</td><td>954</td><td>1009</td><td>1101</td><td>1239</td><td>1403</td></tr> <tr><td colspan="13">Leather/Mock Leather</td></tr> <tr><th colspan="3">OVERALL DIMENSIONS</th><th colspan="3">SEAT DIMENSIONS</th><th colspan="3">BACK DIMENSIONS</th><td colspan="4"></td></tr> <tr><th>W</th><th>D</th><th>H</th><th>W</th><th>D</th><th>H</th><th>W</th><th>H</th><td colspan="4"></td></tr> <tr><td>21</td><td>23.5</td><td>39</td><td>21</td><td>18</td><td>16.5-20.5</td><td>20</td><td>19-24.25</td><td colspan="4"></td></tr> </table>												1	2	3	4	5	6	7	8	9	10	11	12	1172-5	588	625	655	699	761	783	840	943	994	1090	1222	1388	1172LM-5	-	-	-	-	772	-	-	954	1009	1101	1239	1403	Leather/Mock Leather													OVERALL DIMENSIONS			SEAT DIMENSIONS			BACK DIMENSIONS							W	D	H	W	D	H	W	H					21	23.5	39	21	18	16.5-20.5	20	19-24.25				
			1	2	3	4	5	6	7	8	9	10	11	12																																																																																								
			1172-5	588	625	655	699	761	783	840	943	994	1090	1222	1388																																																																																							
			1172LM-5	-	-	-	-	772	-	-	954	1009	1101	1239	1403																																																																																							
Leather/Mock Leather																																																																																																						
OVERALL DIMENSIONS			SEAT DIMENSIONS			BACK DIMENSIONS																																																																																																
W	D	H	W	D	H	W	H																																																																																															
21	23.5	39	21	18	16.5-20.5	20	19-24.25																																																																																															
<p>RTA 2 </p>																																																																																																						
 <p>MB Task Armless COM Yardage: 1.75 Freight Class: 150 Product Weight (lbs.): 21. Cubic Feet Per Carton: 9.25</p>	 <p>ADJUSTMENTS (2) Pneumatic seat height (8) Seat depth</p>	<p>Ergonomic Features: C, E, H, M, N, U, Q</p>	<table border="1"> <tr><th>1</th><th>2</th><th>3</th><th>4</th><th>5</th><th>6</th><th>7</th><th>8</th><th>9</th><th>10</th><th>11</th><th>12</th></tr> <tr><td>1172-6</td><td>476</td><td>514</td><td>543</td><td>587</td><td>650</td><td>672</td><td>728</td><td>832</td><td>882</td><td>979</td><td>1111</td><td>1276</td></tr> <tr><td>1172LM-6</td><td>-</td><td>-</td><td>-</td><td>-</td><td>661</td><td>-</td><td>-</td><td>843</td><td>898</td><td>990</td><td>1128</td><td>1293</td></tr> <tr><td colspan="13">Leather/Mock Leather</td></tr> <tr><th colspan="3">OVERALL DIMENSIONS</th><th colspan="3">SEAT DIMENSIONS</th><th colspan="3">BACK DIMENSIONS</th><td colspan="4"></td></tr> <tr><th>W</th><th>D</th><th>H</th><th>W</th><th>D</th><th>H</th><th>W</th><th>H</th><td colspan="4"></td></tr> <tr><td>21</td><td>23.5</td><td>38</td><td>21</td><td>17-18</td><td>16-21</td><td>20</td><td>19</td><td colspan="4"></td></tr> </table>												1	2	3	4	5	6	7	8	9	10	11	12	1172-6	476	514	543	587	650	672	728	832	882	979	1111	1276	1172LM-6	-	-	-	-	661	-	-	843	898	990	1128	1293	Leather/Mock Leather													OVERALL DIMENSIONS			SEAT DIMENSIONS			BACK DIMENSIONS							W	D	H	W	D	H	W	H					21	23.5	38	21	17-18	16-21	20	19				
			1	2	3	4	5	6	7	8	9	10	11	12																																																																																								
			1172-6	476	514	543	587	650	672	728	832	882	979	1111	1276																																																																																							
			1172LM-6	-	-	-	-	661	-	-	843	898	990	1128	1293																																																																																							
Leather/Mock Leather																																																																																																						
OVERALL DIMENSIONS			SEAT DIMENSIONS			BACK DIMENSIONS																																																																																																
W	D	H	W	D	H	W	H																																																																																															
21	23.5	38	21	17-18	16-21	20	19																																																																																															
<p>RTA 2 </p>																																																																																																						
 <p>Side Chair COM Yardage: 1.75 Freight Class: 250 Product Weight (lbs.): 35 Cubic Feet Per Carton: 10</p>		<p>Ergonomic Features: M, N</p>	<table border="1"> <tr><th>1</th><th>2</th><th>3</th><th>4</th><th>5</th><th>6</th><th>7</th><th>8</th><th>9</th><th>10</th><th>11</th><th>12</th></tr> <tr><td>1174</td><td>425</td><td>460</td><td>492</td><td>536</td><td>598</td><td>620</td><td>676</td><td>780</td><td>829</td><td>927</td><td>1059</td><td>1224</td></tr> <tr><td>1174LM</td><td>-</td><td>-</td><td>-</td><td>-</td><td>609</td><td>-</td><td>-</td><td>791</td><td>847</td><td>938</td><td>1076</td><td>1241</td></tr> <tr><td colspan="13">Leather/Mock Leather</td></tr> <tr><th colspan="3">OVERALL DIMENSIONS</th><th colspan="3">SEAT DIMENSIONS</th><th colspan="3">BACK DIMENSIONS</th><td colspan="4"></td></tr> <tr><th>W</th><th>D</th><th>H</th><th>W</th><th>D</th><th>H</th><th>W</th><th>H</th><td colspan="4"></td></tr> <tr><td>21</td><td>24</td><td>38</td><td>21</td><td>18</td><td>18</td><td>20</td><td>20.5</td><td colspan="4"></td></tr> </table>												1	2	3	4	5	6	7	8	9	10	11	12	1174	425	460	492	536	598	620	676	780	829	927	1059	1224	1174LM	-	-	-	-	609	-	-	791	847	938	1076	1241	Leather/Mock Leather													OVERALL DIMENSIONS			SEAT DIMENSIONS			BACK DIMENSIONS							W	D	H	W	D	H	W	H					21	24	38	21	18	18	20	20.5				
			1	2	3	4	5	6	7	8	9	10	11	12																																																																																								
			1174	425	460	492	536	598	620	676	780	829	927	1059	1224																																																																																							
			1174LM	-	-	-	-	609	-	-	791	847	938	1076	1241																																																																																							
Leather/Mock Leather																																																																																																						
OVERALL DIMENSIONS			SEAT DIMENSIONS			BACK DIMENSIONS																																																																																																
W	D	H	W	D	H	W	H																																																																																															
21	24	38	21	18	18	20	20.5																																																																																															
<p>RTA 2 </p>																																																																																																						



DESCRIPTION	FEATURES	MODEL#	STANDARD FABRIC GRADES												
			1	2	3	4	5	6	7	8	9	10	11	12	
	Ergonomic Features: M, N	RTA 2 	1175	568	606	635	679	742	764	820	925	974	1071	1203	1368
			1175LM	-	-	-	-	752	-	-	934	990	1081	1219	1383
			Leather/Mock Leather			OVERALL DIMENSIONS			SEAT DIMENSIONS			BACK DIMENSIONS			
			W	D	H	W	D	H	W	H					
			24.5	24	38	21	18	18	20	20.5					

Armchair
COM Yardage: 1.75
Freight Class: 150
Product Weight (lbs.): 40
Cubic Feet Per Carton: 10

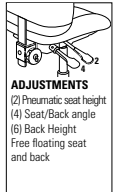
DESCRIPTION	FEATURES	MODEL#	STANDARD FABRIC GRADES												
			1	2	3	4	5	6	7	8	9	10	11	12	
	Ergonomic Features: C, D, F, G, H, M, N, S, U	RTA 2 	1177-5	740	777	806	850	914	936	991	1096	1146	1242	1375	1540
			1177LM-5	-	-	-	-	922	-	-	1105	1161	1253	1391	1555
			Leather/Mock Leather			OVERALL DIMENSIONS			SEAT DIMENSIONS			BACK DIMENSIONS			
			W	D	H	W	D	H	W	H					
			21	23.5	48	20	18	23.5-33.5	20	19-24.25					



Drafting Stool Operator Armless
COM Yardage: 1.75
Freight Class: 150
Product Weight (lbs.): 52
Cubic Feet Per Carton: 9.25



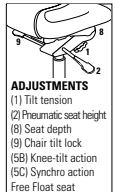
DESCRIPTION	FEATURES	MODEL#	STANDARD FABRIC GRADES												
			1	2	3	4	5	6	7	8	9	10	11	12	
	Ergonomic Features: C, D, F, G, H, M, N, S, U	RTA 2 	1178-5	864	899	931	974	1037	1059	1114	1218	1268	1366	1498	1663
			1178LM-5	-	-	-	-	1047	-	-	1228	1285	1376	1514	1679
			Leather/Mock Leather			OVERALL DIMENSIONS			SEAT DIMENSIONS			BACK DIMENSIONS			
			W	D	H	W	D	H	W	H					
			26	23.5	48	21	18	23.5-33.5	20	19-24.25					



Drafting Stool Operator w/Arm
COM Yardage: 1.75
Freight Class: 125
Product Weight (lbs.): 57
Cubic Feet Per Carton: 9.25



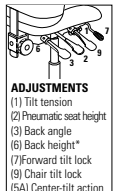
DESCRIPTION	FEATURES	MODEL#	STANDARD FABRIC GRADES												
			1	2	3	4	5	6	7	8	9	10	11	12	
	Ergonomic Features: A, B, C, D, E, G, H, J, M, N, Q, R, V	RTA 2 	1190-2	1123	1172	1212	1270	1354	1383	1457	1596	1663	1793	1968	2188
			1190LM-2	-	-	-	-	1353	-	-	1596	1671	1792	1976	2195
			Leather/Mock Leather			OVERALL DIMENSIONS			SEAT DIMENSIONS			BACK DIMENSIONS			
			W	D	H	W	D	H	W	H					
			26	23.5	45.5	21	18-20.5	16.5-20.5	20	23-28.25					


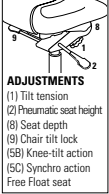

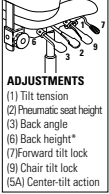
HB Synchro Knee - Tilter w/ Schukra Lumbar
COM Yardage: 2
Freight Class: 125
Product Weight (lbs.): 63
Cubic Feet Per Carton: 9.25



DESCRIPTION	FEATURES	MODEL#	STANDARD FABRIC GRADES												
			1	2	3	4	5	6	7	8	9	10	11	12	
	Ergonomic Features: A, B, C, D, E, F, G, H, M, N, Q, S, U	RTA 2 	1190-3	1015	1065	1104	1163	1247	1277	1350	1489	1555	1686	1861	2081
			1190LM-3	-	-	-	-	1245	-	-	1489	1564	1685	1870	2088
			Leather/Mock Leather			OVERALL DIMENSIONS			SEAT DIMENSIONS			BACK DIMENSIONS			
			W	D	H	W	D	H	W	H					
			26	23.5	45	21	18-20.5	16-20	20	23-28.25					

HB Multi - Tilter
COM Yardage: 2
Freight Class: 125
Product Weight (lbs.): 65
Cubic Feet Per Carton: 9.25



DESCRIPTION	FEATURES	MODEL#	STANDARD FABRIC GRADES																																																																											
			1	2	3	4	5	6	7	8	9	10	11	12																																																																
 MB Synchro Knee - Tilter w/ Schukra Lumbar COM Yardage: 1.75 Freight Class: 125 Product Weight (lbs.): 61 Cubic Feet Per Carton: 9.25	 ADJUSTMENTS (1) Tilt tension (2) Pneumatic seat height (6) Seat depth (9) Chair tilt lock (5B) Knee-tilt action (5C) Synchro action Free Float seat	Ergonomic Features: A, B, C, D, E, G, H, J, M, N, Q, R, V	<table border="1"> <tr> <td>1191-2</td> <td>1032</td> <td>1076</td> <td>1111</td> <td>1161</td> <td>1236</td> <td>1262</td> <td>1326</td> <td>1447</td> <td>1506</td> <td>1619</td> <td>1773</td> <td>1965</td> </tr> <tr> <td>1191LM-2</td> <td>-</td> <td>-</td> <td>-</td> <td>-</td> <td>1235</td> <td>-</td> <td>-</td> <td>1447</td> <td>1513</td> <td>1619</td> <td>1780</td> <td>1971</td> </tr> <tr> <td colspan="3">OVERALL DIMENSIONS</td> <td colspan="3">SEAT DIMENSIONS</td> <td colspan="3">BACK DIMENSIONS</td> <td colspan="3"></td> </tr> <tr> <td>W</td> <td>D</td> <td>H</td> <td>W</td> <td>D</td> <td>H</td> <td>W</td> <td>H</td> <td colspan="5"></td> </tr> <tr> <td>26</td> <td>23.5</td> <td>42.5</td> <td>21</td> <td>18-20.5</td> <td>16-20</td> <td>20</td> <td>23-28.51</td> <td colspan="5"></td> </tr> </table>												1191-2	1032	1076	1111	1161	1236	1262	1326	1447	1506	1619	1773	1965	1191LM-2	-	-	-	-	1235	-	-	1447	1513	1619	1780	1971	OVERALL DIMENSIONS			SEAT DIMENSIONS			BACK DIMENSIONS						W	D	H	W	D	H	W	H						26	23.5	42.5	21	18-20.5	16-20	20	23-28.51					
			1191-2	1032	1076	1111	1161	1236	1262	1326	1447	1506	1619	1773	1965																																																															
			1191LM-2	-	-	-	-	1235	-	-	1447	1513	1619	1780	1971																																																															
			OVERALL DIMENSIONS			SEAT DIMENSIONS			BACK DIMENSIONS																																																																					
W	D	H	W	D	H	W	H																																																																							
26	23.5	42.5	21	18-20.5	16-20	20	23-28.51																																																																							
			<table border="1"> <tr> <td>1191-3</td> <td>921</td> <td>965</td> <td>1001</td> <td>1051</td> <td>1125</td> <td>1151</td> <td>1215</td> <td>1336</td> <td>1396</td> <td>1508</td> <td>1663</td> <td>1854</td> </tr> <tr> <td>1190LM-3</td> <td>-</td> <td>-</td> <td>-</td> <td>-</td> <td>1245</td> <td>-</td> <td>-</td> <td>1489</td> <td>1564</td> <td>1685</td> <td>1870</td> <td>2088</td> </tr> <tr> <td colspan="3">OVERALL DIMENSIONS</td> <td colspan="3">SEAT DIMENSIONS</td> <td colspan="3">BACK DIMENSIONS</td> <td colspan="3"></td> </tr> <tr> <td>W</td> <td>D</td> <td>H</td> <td>W</td> <td>D</td> <td>H</td> <td>W</td> <td>H</td> <td colspan="5"></td> </tr> <tr> <td>26</td> <td>23.5</td> <td>42</td> <td>21</td> <td>18-20.5</td> <td>16-20</td> <td>20</td> <td>23-28.25</td> <td colspan="5"></td> </tr> </table>												1191-3	921	965	1001	1051	1125	1151	1215	1336	1396	1508	1663	1854	1190LM-3	-	-	-	-	1245	-	-	1489	1564	1685	1870	2088	OVERALL DIMENSIONS			SEAT DIMENSIONS			BACK DIMENSIONS						W	D	H	W	D	H	W	H						26	23.5	42	21	18-20.5	16-20	20	23-28.25					
1191-3	921	965	1001	1051	1125	1151	1215	1336	1396	1508	1663	1854																																																																		
1190LM-3	-	-	-	-	1245	-	-	1489	1564	1685	1870	2088																																																																		
OVERALL DIMENSIONS			SEAT DIMENSIONS			BACK DIMENSIONS																																																																								
W	D	H	W	D	H	W	H																																																																							
26	23.5	42	21	18-20.5	16-20	20	23-28.25																																																																							
			<table border="1"> <tr> <td>1191-3</td> <td>921</td> <td>965</td> <td>1001</td> <td>1051</td> <td>1125</td> <td>1151</td> <td>1215</td> <td>1336</td> <td>1396</td> <td>1508</td> <td>1663</td> <td>1854</td> </tr> <tr> <td>1190LM-3</td> <td>-</td> <td>-</td> <td>-</td> <td>-</td> <td>1245</td> <td>-</td> <td>-</td> <td>1489</td> <td>1564</td> <td>1685</td> <td>1870</td> <td>2088</td> </tr> <tr> <td colspan="3">OVERALL DIMENSIONS</td> <td colspan="3">SEAT DIMENSIONS</td> <td colspan="3">BACK DIMENSIONS</td> <td colspan="3"></td> </tr> <tr> <td>W</td> <td>D</td> <td>H</td> <td>W</td> <td>D</td> <td>H</td> <td>W</td> <td>H</td> <td colspan="5"></td> </tr> <tr> <td>26</td> <td>23.5</td> <td>42</td> <td>21</td> <td>18-20.5</td> <td>16-20</td> <td>20</td> <td>23-28.25</td> <td colspan="5"></td> </tr> </table>												1191-3	921	965	1001	1051	1125	1151	1215	1336	1396	1508	1663	1854	1190LM-3	-	-	-	-	1245	-	-	1489	1564	1685	1870	2088	OVERALL DIMENSIONS			SEAT DIMENSIONS			BACK DIMENSIONS						W	D	H	W	D	H	W	H						26	23.5	42	21	18-20.5	16-20	20	23-28.25					
1191-3	921	965	1001	1051	1125	1151	1215	1336	1396	1508	1663	1854																																																																		
1190LM-3	-	-	-	-	1245	-	-	1489	1564	1685	1870	2088																																																																		
OVERALL DIMENSIONS			SEAT DIMENSIONS			BACK DIMENSIONS																																																																								
W	D	H	W	D	H	W	H																																																																							
26	23.5	42	21	18-20.5	16-20	20	23-28.25																																																																							
			<table border="1"> <tr> <td>1191-3</td> <td>921</td> <td>965</td> <td>1001</td> <td>1051</td> <td>1125</td> <td>1151</td> <td>1215</td> <td>1336</td> <td>1396</td> <td>1508</td> <td>1663</td> <td>1854</td> </tr> <tr> <td>1190LM-3</td> <td>-</td> <td>-</td> <td>-</td> <td>-</td> <td>1245</td> <td>-</td> <td>-</td> <td>1489</td> <td>1564</td> <td>1685</td> <td>1870</td> <td>2088</td> </tr> <tr> <td colspan="3">OVERALL DIMENSIONS</td> <td colspan="3">SEAT DIMENSIONS</td> <td colspan="3">BACK DIMENSIONS</td> <td colspan="3"></td> </tr> <tr> <td>W</td> <td>D</td> <td>H</td> <td>W</td> <td>D</td> <td>H</td> <td>W</td> <td>H</td> <td colspan="5"></td> </tr> <tr> <td>26</td> <td>23.5</td> <td>42</td> <td>21</td> <td>18-20.5</td> <td>16-20</td> <td>20</td> <td>23-28.25</td> <td colspan="5"></td> </tr> </table>												1191-3	921	965	1001	1051	1125	1151	1215	1336	1396	1508	1663	1854	1190LM-3	-	-	-	-	1245	-	-	1489	1564	1685	1870	2088	OVERALL DIMENSIONS			SEAT DIMENSIONS			BACK DIMENSIONS						W	D	H	W	D	H	W	H						26	23.5	42	21	18-20.5	16-20	20	23-28.25					
1191-3	921	965	1001	1051	1125	1151	1215	1336	1396	1508	1663	1854																																																																		
1190LM-3	-	-	-	-	1245	-	-	1489	1564	1685	1870	2088																																																																		
OVERALL DIMENSIONS			SEAT DIMENSIONS			BACK DIMENSIONS																																																																								
W	D	H	W	D	H	W	H																																																																							
26	23.5	42	21	18-20.5	16-20	20	23-28.25																																																																							
 MB Multi - Tilter COM Yardage: 1.75 Freight Class: 125 Product Weight (lbs.): 61 Cubic Feet Per Carton: 9.25	 ADJUSTMENTS (1) Tilt tension (2) Pneumatic seat height (3) Back angle (6) Back height* (7) Forward tilt lock (9) Chair tilt lock (5A) Center-tilt action	Ergonomic Features: A, B, C, D, E, F, G, H, M, N, Q, S, U	<table border="1"> <tr> <td>1191-3</td> <td>921</td> <td>965</td> <td>1001</td> <td>1051</td> <td>1125</td> <td>1151</td> <td>1215</td> <td>1336</td> <td>1396</td> <td>1508</td> <td>1663</td> <td>1854</td> </tr> <tr> <td>1190LM-3</td> <td>-</td> <td>-</td> <td>-</td> <td>-</td> <td>1245</td> <td>-</td> <td>-</td> <td>1489</td> <td>1564</td> <td>1685</td> <td>1870</td> <td>2088</td> </tr> <tr> <td colspan="3">OVERALL DIMENSIONS</td> <td colspan="3">SEAT DIMENSIONS</td> <td colspan="3">BACK DIMENSIONS</td> <td colspan="3"></td> </tr> <tr> <td>W</td> <td>D</td> <td>H</td> <td>W</td> <td>D</td> <td>H</td> <td>W</td> <td>H</td> <td colspan="5"></td> </tr> <tr> <td>26</td> <td>23.5</td> <td>42</td> <td>21</td> <td>18-20.5</td> <td>16-20</td> <td>20</td> <td>23-28.25</td> <td colspan="5"></td> </tr> </table>												1191-3	921	965	1001	1051	1125	1151	1215	1336	1396	1508	1663	1854	1190LM-3	-	-	-	-	1245	-	-	1489	1564	1685	1870	2088	OVERALL DIMENSIONS			SEAT DIMENSIONS			BACK DIMENSIONS						W	D	H	W	D	H	W	H						26	23.5	42	21	18-20.5	16-20	20	23-28.25					
			1191-3	921	965	1001	1051	1125	1151	1215	1336	1396	1508	1663	1854																																																															
			1190LM-3	-	-	-	-	1245	-	-	1489	1564	1685	1870	2088																																																															
			OVERALL DIMENSIONS			SEAT DIMENSIONS			BACK DIMENSIONS																																																																					
W	D	H	W	D	H	W	H																																																																							
26	23.5	42	21	18-20.5	16-20	20	23-28.25																																																																							

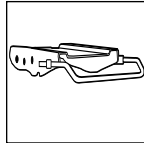
GRANADA® WITH SCHUKRA® LUMBAR



model 3112 (3N)



model 3117 (3N)



Multi-Depth Mechanism


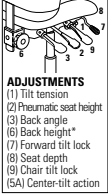


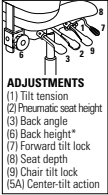

Seat depth option is available on multi-tilter models. (see notes for more details)

STANDARD FEATURES

- Models incorporate a vertical stitch detail in the backrest and a lumbar mechanism which can be adjusted to your desired support level.
- Standard with adjustable height T-arms with curved urethane armcaps (3N) in Black Only.
- Standard with a five-legged, injection molded base with C65 casters.
- Base and frame are available in Black (BK) Only.
- Vari-Width Adapter Plate (WA) standard when ordered with adjustable arms allows an extra 4" of seat width and locks with an easy to use lever.
- All models are shipped partially KD.

OPTIONAL FEATURES

- Optional ballistic nylon outer back fabric, resistant to impact damage, only in Black (BKB), add \$13.00.
- For availability in Vinyl, please contact a Global Sales Representative. Not available in Leather.
- Available with Memory Foam (MF). Add \$76.00.
- Black base with chrome footring (B3) add \$80.00.
- Please refer to "Arms Selection" section of the price book for arm options.
- For hard surface flooring please specify C10R. Add \$47.00.
- For fully assembled in box, please specify SU. Add \$50.00.

DESCRIPTION	FEATURES	MODEL#	STANDARD FABRIC GRADES											
			1	2	3	4	5	6	7	8	9	10	11	12
 <p>MB Multi - Tilter Plain Back Ratchet Back COM Yardage: 1.50 Freight Class: 150 Product Weight (lbs.): 54 Cubic Feet Per Carton: 9.25</p>	 <p>ADJUSTMENTS (1) Tilt tension (2) Pneumatic seat height (3) Back angle (6) Back height* (7) Forward tilt lock (8) Seat depth (9) Chair tilt lock (5A) Center-tilt action</p>	3112	888	925	955	997	1057	1080	1134	1237	1285	1380	1511	1672
		OVERALL DIMENSIONS			SEAT DIMENSIONS			BACK DIMENSIONS						
		W	D	H	W	D	H	W	H					
	26	24.5	37.5	20.5	19.5	17.5-21.5	19.5	21						
				RTA 2										
 <p>HB Multi - Tilter COM Yardage: 1.75 Freight Class: 150 Product Weight (lbs.): 56 Cubic Feet Per Carton: 10.50</p>	 <p>ADJUSTMENTS (1) Tilt tension (2) Pneumatic seat height (3) Back angle (6) Back height* (7) Forward tilt lock (8) Seat depth (9) Chair tilt lock (5A) Center-tilt action</p>	3117	986	1028	1064	1113	1184	1211	1275	1393	1449	1563	1712	1901
		OVERALL DIMENSIONS			SEAT DIMENSIONS			BACK DIMENSIONS						
		W	D	H	W	D	H	W	H					
	26	24.5	43	20.5	19	17.5-21.5	19	25						
				RTA 2										

GRAPHIC™



model 2739



model 2738MB



Optional Base
An optional five-legged, arched steel base in Tungsten finish is available. Specify (TUN). Add \$59.00.

STANDARD FEATURES

- European detailing and a clean slim profile.
- Features a generous compound curved back and seat.
- Three distinctive back styles: upholstered back, perforated black nylon back and a breathable black mesh back.
- Posture back chairs with arms are standard with adjustable height, forward swept arms and "sliding armcaps" (G4).
- (WA) Arm width is standard, providing 2 inches of arm width spacing adjustment on each side of the seat.
- Available in all standard GLOBAL carded fabrics with the EXCEPTION of Station (Grade 1).
- Posture mechanism offers exceptional back support, two position tilt lock adjustment and tilt tension control.
- Standard with a five-legged, injection molded, fiberglass reinforced nylon arched base with C1 casters in Black.

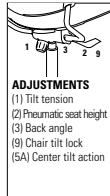
OPTIONAL FEATURES

- For hard surface flooring please specify C9R. Add \$47.00.
- A steel base with Tungsten finish is available at an upcharge. Please specify TUN. Add \$59.00.
- Please refer to "Arms and Casters" section of the price book for arm and caster options.
- For fully assembled in box, please specify SU. Add \$50.00.

DESCRIPTION FEATURES MODEL# STANDARD FABRIC GRADES



Medium Posture Nylon Back Armless
COM Yardage: 1
Freight Class: 250
Product Weight (lbs.): 34
Cubic Feet Per Carton: 9.75

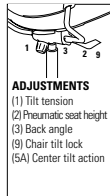


Ergonomic Features:
A, C, G, M, N

MODEL#	STANDARD FABRIC GRADES											
	1	2	3	4	5	6	7	8	9	10	11	12
2736	494	519	538	565	606	620	654	721	753	815	897	1003
2736L Leather	-	-	-	-	-	-	-	766	810	865	956	1060
OVERALL DIMENSIONS			SEAT DIMENSIONS			BACK DIMENSIONS						
W	D	H	W	D	H	W	H					
20	24	36	20	19	16.5-20.5	19	19					



Medium Posture Mesh Back Armless
COM Yardage: 1
Freight Class: 250
Product Weight (lbs.): 34
Cubic Feet Per Carton: 9.75

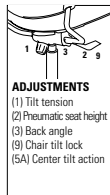


Ergonomic Features:
A, C, G, M, N

MODEL#	STANDARD FABRIC GRADES											
	1	2	3	4	5	6	7	8	9	10	11	12
2736MB	548	574	592	620	661	675	709	776	807	869	952	1058
2736MBL Leather	-	-	-	-	-	-	-	806	849	904	995	1100
OVERALL DIMENSIONS			SEAT DIMENSIONS			BACK DIMENSIONS						
W	D	H	W	D	H	W	H					
20	24	36	20	19	16.5-20.5	19	19					




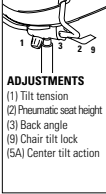


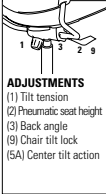


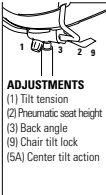


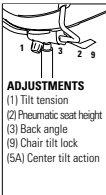


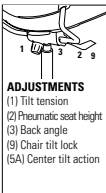

Medium Posture Back - Fully Upholstered Armless
COM Yardage: 1.25
Freight Class: 250
Product Weight (lbs.): 34
Cubic Feet Per Carton: 9.75



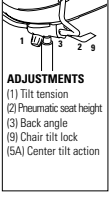




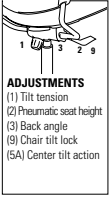


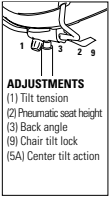


Ergonomic Features:
A, C, G, M, N

MODEL#	STANDARD FABRIC GRADES											
	1	2	3	4	5	6	7	8	9	10	11	12
2737	548	578	601	636	686	704	747	830	870	947	1052	1182
2737L Leather	-	-	-	-	-	-	-	881	935	1002	1117	1247
OVERALL DIMENSIONS			SEAT DIMENSIONS			BACK DIMENSIONS						
W	D	H	W	D	H	W	H					
20	24	36	20	19	16.5-20.5	19	19					



DESCRIPTION	FEATURES	MODEL#	STANDARD FABRIC GRADES												
			1	2	3	4	5	6	7	8	9	10	11	12	
 <p>Medium Posture Nylon Back w/Arms COM Yardage: 1 Freight Class: 150 Product Weight (lbs.):45 Cubic Feet Per Carton: 9.75</p>	 <p>ADJUSTMENTS (1) Tilt tension (2) Pneumatic seat height (3) Back angle (9) Chair tilt lock (5A) Center tilt action</p>	2738	548	573	591	619	659	673	708	775	806	868	951	1057	
		2738L	-	-	-	-	-	-	-	-	852	895	950	1041	1146
		Leather													
		OVERALL DIMENSIONS	SEAT DIMENSIONS	BACK DIMENSIONS											
			W	D	H	W	D	H	W	H					
			25	24	36	20	19	16.5-20.5	19	19					
			RTA 1												
 <p>Medium Posture Mesh Back w/Arms COM Yardage: 1 Freight Class: 150 Product Weight (lbs.):45 Cubic Feet Per Carton: 9.75</p>	 <p>ADJUSTMENTS (1) Tilt tension (2) Pneumatic seat height (3) Back angle (9) Chair tilt lock (5A) Center tilt action</p>	2738MB	603	629	647	675	715	730	763	830	863	924	1007	1112	
		2738MBL	-	-	-	-	-	-	-	830	863	924	1007	1112	
		Leather													
		OVERALL DIMENSIONS	SEAT DIMENSIONS	BACK DIMENSIONS											
			W	D	H	W	D	H	W	H					
			25	24	36	20	19	16.5-20.5	19	19					
			RTA 1												
 <p>Medium Posture Back - Fully Upholstered w/Arms COM Yardage: 1.25 Freight Class: 150 Product Weight (lbs.):45 Cubic Feet Per Carton: 9.75</p>	 <p>ADJUSTMENTS (1) Tilt tension (2) Pneumatic seat height (3) Back angle (9) Chair tilt lock (5A) Center tilt action</p>	2739	603	633	656	691	741	759	802	885	925	1002	1107	1237	
		2739L	-	-	-	-	-	-	-	972	1026	1094	1207	1338	
		Leather													
		OVERALL DIMENSIONS	SEAT DIMENSIONS	BACK DIMENSIONS											
			W	D	H	W	D	H	W	H					
			25	24	36	20	19	16.5-20.5	19	19					
			RTA 1												
 <p>Medium Posture Stool Nylon Back Armless COM Yardage: 1 Freight Class: 150 Product Weight (lbs.):44 Cubic Feet Per Carton: 9.75</p>	 <p>ADJUSTMENTS (1) Tilt tension (2) Pneumatic seat height (3) Back angle (9) Chair tilt lock (5A) Center tilt action</p>	2746	644	669	689	718	760	775	811	881	915	980	1067	1177	
		2746L	-	-	-	-	-	-	-	934	979	1036	1131	1241	
		Leather													
		OVERALL DIMENSIONS	SEAT DIMENSIONS	BACK DIMENSIONS											
			W	D	H	W	D	H	W	H					
			20	24	46	20	19	23-33	19	19					
			RTA 1												
 <p>Medium Posture Stool Mesh Back Armless COM Yardage: 1 Freight Class: 150 Product Weight (lbs.):45 Cubic Feet Per Carton: 9.75</p>	 <p>ADJUSTMENTS (1) Tilt tension (2) Pneumatic seat height (3) Back angle (9) Chair tilt lock (5A) Center tilt action</p>	2746MB	702	728	747	777	819	832	870	939	973	1038	1126	1236	
		2746MBL	-	-	-	-	-	-	-	980	1025	1082	1178	1288	
		Leather													
		OVERALL DIMENSIONS	SEAT DIMENSIONS	BACK DIMENSIONS											
			W	D	H	W	D	H	W	H					
			20	24	46	20	19	23-33	19	19					
			RTA 1												

DESCRIPTION	FEATURES	MODEL#	STANDARD FABRIC GRADES													
			1	2	3	4	5	6	7	8	9	10	11	12		
 2747 Medium Posture Stool Back - Fully Upholstered Armless COM Yardage: 1.25 Freight Class: 150 Product Weight (lbs.): 45 Cubic Feet Per Carton: 9.75	 2747L Ergonomic Features: A, C, G, M, N	 ADJUSTMENTS (1) Tilt tension (2) Pneumatic seat height (3) Back angle (9) Chair tilt lock (5A) Center tilt action	2747	656	687	712	749	801	820	866	952	994	1075	1184	1322	
			2747L	-	-	-	-	-	-	-	-	1010	1067	1137	1259	1396
			OVERALL DIMENSIONS			SEAT DIMENSIONS			BACK DIMENSIONS							
			W D H			W D H			W H						W H	
			20 24 46			20 19 23-33			19 19							
			RTA 1			ups										
 2748 Medium Posture Stool Nylon Back w/Arms COM Yardage: 1 Freight Class: 150 Product Weight (lbs.): 50 Cubic Feet Per Carton: 9.75	 2748L Ergonomic Features: A, C, G, H, M, N, Q	 ADJUSTMENTS (1) Tilt tension (2) Pneumatic seat height (3) Back angle (9) Chair tilt lock (5A) Center tilt action	2748	691	716	736	765	807	822	859	928	962	1027	1114	1224	
			2748L	-	-	-	-	-	-	-	-	1026	1071	1128	1224	1334
			OVERALL DIMENSIONS			SEAT DIMENSIONS			BACK DIMENSIONS							
			W D H			W D H			W H						W H	
			25 24 46			20 19 23-33			19 19							
			RTA 1			ups										
 2748MB Medium Posture Stool Mesh Back w/Arms COM Yardage: 1 Freight Class: 150 Product Weight (lbs.): 51 Cubic Feet Per Carton: 9.75	 2748MBL Ergonomic Features: A, C, G, H, M, N, Q	 ADJUSTMENTS (1) Tilt tension (2) Pneumatic seat height (3) Back angle (9) Chair tilt lock (5A) Center tilt action	2748MB	750	775	795	824	866	880	917	986	1020	1085	1173	1283	
			2748MBL	-	-	-	-	-	-	-	-	1072	1117	1174	1270	1380
			OVERALL DIMENSIONS			SEAT DIMENSIONS			BACK DIMENSIONS							
			W D H			W D H			W H						W H	
			25 24 46			20 19 23-33			19 19							
			RTA 1			ups										
 2749 Medium Posture Stool Back - Fully Upholstered w/Arms COM Yardage: 1.25 Freight Class: 150 Product Weight (lbs.): 52 Cubic Feet Per Carton: 9.75	 2749L Ergonomic Features: A, C, G, H, M, N, Q	 ADJUSTMENTS (1) Tilt tension (2) Pneumatic seat height (3) Back angle (9) Chair tilt lock (5A) Center tilt action	2749	746	777	802	839	891	910	956	1042	1084	1166	1275	1412	
			2749L	-	-	-	-	-	-	-	-	1148	1204	1275	1396	1531
			OVERALL DIMENSIONS			SEAT DIMENSIONS			BACK DIMENSIONS							
			W D H			W D H			W H						W H	
			25 24 46			20 19 23-33			19 19							
			RTA 1			ups										

KATE®



model 2811-4

model 2811-8


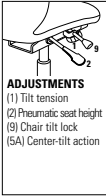

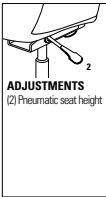


STANDARD FEATURES

- A contemporary, yet retro series featuring sculpted seat and back cushions.
- Fully upholstered closed arms offer a unique style and function in the workplace.
- Models are standard with a five legged Polished Aluminum base.
- C10 casters are standard.



OPTIONAL FEATURES

- An optional Black injection molded base is available at no upcharge, please specify (BK).
- There are no caster options for this series. C7 glides can be specified at no upcharge.
- Available in grades 3-14, Fabric, Vinyl and Leather.
- For hard surface flooring please specify C10R. Add \$42.00.
- For fully assembled in box, please specify SU. Add \$50.00.

DESCRIPTION	FEATURES	MODEL#	STANDARD FABRIC GRADES																																																																																																																							
			1	2	3	4	5	6	7	8	9	10	11	12																																																																																																												
 <p>MB Tilter COM Yardage: 3.75 Freight Class: 250 Product Weight (lbs.): 45 Cubic Feet Per Carton: 15.50</p>	 <p>ADJUSTMENTS (1) Tilt tension (2) Pneumatic seat height (9) Chair tilt lock (5A) Center-tilt action</p>	<p>Ergonomic Features: A, B, C, N</p>	<table border="1"> <thead> <tr> <th>MODEL#</th> <th>1</th> <th>2</th> <th>3</th> <th>4</th> <th>5</th> <th>6</th> <th>7</th> <th>8</th> <th>9</th> <th>10</th> <th>11</th> <th>12</th> </tr> </thead> <tbody> <tr> <td>2811-4</td> <td>907</td> <td>998</td> <td>1072</td> <td>1182</td> <td>1339</td> <td>1396</td> <td>1532</td> <td>1794</td> <td>1920</td> <td>2162</td> <td>2492</td> <td>2902</td> </tr> <tr> <td>2811LM-4</td> <td>-</td> <td>-</td> <td>-</td> <td>-</td> <td>1305</td> <td>-</td> <td>-</td> <td>1760</td> <td>1900</td> <td>2128</td> <td>2473</td> <td>2885</td> </tr> <tr> <td colspan="13">Leather/Mock Leather</td> </tr> <tr> <td colspan="3"></td> <td colspan="3">OVERALL DIMENSIONS</td> <td colspan="3">SEAT DIMENSIONS</td> <td colspan="3">BACK DIMENSIONS</td> <td colspan="3"></td> </tr> <tr> <td colspan="3"></td> <td>W</td> <td>D</td> <td>H</td> <td>W</td> <td>D</td> <td>H</td> <td>W</td> <td>H</td> <td colspan="2"></td> <td></td> </tr> <tr> <td colspan="3"></td> <td>26</td> <td>24.5</td> <td>33</td> <td>17.5</td> <td>18</td> <td>17.5-21.50</td> <td>19</td> <td>15.5</td> <td colspan="2"></td> <td></td> </tr> <tr> <td colspan="3"></td> <td colspan="10" style="text-align: center;">RTA 00</td> </tr> </tbody> </table>												MODEL#	1	2	3	4	5	6	7	8	9	10	11	12	2811-4	907	998	1072	1182	1339	1396	1532	1794	1920	2162	2492	2902	2811LM-4	-	-	-	-	1305	-	-	1760	1900	2128	2473	2885	Leather/Mock Leather																OVERALL DIMENSIONS			SEAT DIMENSIONS			BACK DIMENSIONS									W	D	H	W	D	H	W	H							26	24.5	33	17.5	18	17.5-21.50	19	15.5							RTA 00									
			MODEL#	1	2	3	4	5	6	7	8	9	10	11	12																																																																																																											
			2811-4	907	998	1072	1182	1339	1396	1532	1794	1920	2162	2492	2902																																																																																																											
			2811LM-4	-	-	-	-	1305	-	-	1760	1900	2128	2473	2885																																																																																																											
Leather/Mock Leather																																																																																																																										
			OVERALL DIMENSIONS			SEAT DIMENSIONS			BACK DIMENSIONS																																																																																																																	
			W	D	H	W	D	H	W	H																																																																																																																
			26	24.5	33	17.5	18	17.5-21.50	19	15.5																																																																																																																
			RTA 00																																																																																																																							
 <p>MB Swivel COM Yardage: 3.75 Freight Class: 250 Product Weight (lbs.): 41 Cubic Feet Per Carton: 15.50</p>	 <p>ADJUSTMENTS (2) Pneumatic seat height</p>	<p>Ergonomic Features: C, N</p>	<table border="1"> <thead> <tr> <th>MODEL#</th> <th>1</th> <th>2</th> <th>3</th> <th>4</th> <th>5</th> <th>6</th> <th>7</th> <th>8</th> <th>9</th> <th>10</th> <th>11</th> <th>12</th> </tr> </thead> <tbody> <tr> <td>2811-8</td> <td>876</td> <td>969</td> <td>1043</td> <td>1153</td> <td>1310</td> <td>1367</td> <td>1504</td> <td>1766</td> <td>1891</td> <td>2133</td> <td>2463</td> <td>2873</td> </tr> <tr> <td>2811LM-8</td> <td>-</td> <td>-</td> <td>-</td> <td>-</td> <td>1271</td> <td>-</td> <td>-</td> <td>1726</td> <td>1866</td> <td>2095</td> <td>2440</td> <td>2850</td> </tr> <tr> <td colspan="13">Leather/Mock Leather</td> </tr> <tr> <td colspan="3"></td> <td colspan="3">OVERALL DIMENSIONS</td> <td colspan="3">SEAT DIMENSIONS</td> <td colspan="3">BACK DIMENSIONS</td> <td colspan="3"></td> </tr> <tr> <td colspan="3"></td> <td>W</td> <td>D</td> <td>H</td> <td>W</td> <td>D</td> <td>H</td> <td>W</td> <td>H</td> <td colspan="2"></td> <td></td> </tr> <tr> <td colspan="3"></td> <td>26</td> <td>24.5</td> <td>33</td> <td>17.5</td> <td>18</td> <td>17.5-21.50</td> <td>19</td> <td>15.5</td> <td colspan="2"></td> <td></td> </tr> <tr> <td colspan="3"></td> <td colspan="10" style="text-align: center;">RTA 00</td> </tr> </tbody> </table>												MODEL#	1	2	3	4	5	6	7	8	9	10	11	12	2811-8	876	969	1043	1153	1310	1367	1504	1766	1891	2133	2463	2873	2811LM-8	-	-	-	-	1271	-	-	1726	1866	2095	2440	2850	Leather/Mock Leather																OVERALL DIMENSIONS			SEAT DIMENSIONS			BACK DIMENSIONS									W	D	H	W	D	H	W	H							26	24.5	33	17.5	18	17.5-21.50	19	15.5							RTA 00									
			MODEL#	1	2	3	4	5	6	7	8	9	10	11	12																																																																																																											
			2811-8	876	969	1043	1153	1310	1367	1504	1766	1891	2133	2463	2873																																																																																																											
			2811LM-8	-	-	-	-	1271	-	-	1726	1866	2095	2440	2850																																																																																																											
Leather/Mock Leather																																																																																																																										
			OVERALL DIMENSIONS			SEAT DIMENSIONS			BACK DIMENSIONS																																																																																																																	
			W	D	H	W	D	H	W	H																																																																																																																
			26	24.5	33	17.5	18	17.5-21.50	19	15.5																																																																																																																
			RTA 00																																																																																																																							
 <p>Armchair COM Yardage: 3.75 Freight Class: 250 Product Weight (lbs.): 42 Cubic Feet Per Carton: 15.50</p>	<p>Ergonomic Features: N</p>	<table border="1"> <thead> <tr> <th>MODEL#</th> <th>1</th> <th>2</th> <th>3</th> <th>4</th> <th>5</th> <th>6</th> <th>7</th> <th>8</th> <th>9</th> <th>10</th> <th>11</th> <th>12</th> </tr> </thead> <tbody> <tr> <td>2813</td> <td>991</td> <td>1079</td> <td>1150</td> <td>1254</td> <td>1404</td> <td>1457</td> <td>1588</td> <td>1837</td> <td>1957</td> <td>2188</td> <td>2501</td> <td>2893</td> </tr> <tr> <td>2813LM</td> <td>-</td> <td>-</td> <td>-</td> <td>-</td> <td>1406</td> <td>-</td> <td>-</td> <td>1840</td> <td>-</td> <td>2190</td> <td>2519</td> <td>2910</td> </tr> <tr> <td colspan="13">Leather/Mock Leather</td> </tr> <tr> <td colspan="3"></td> <td colspan="3">OVERALL DIMENSIONS</td> <td colspan="3">SEAT DIMENSIONS</td> <td colspan="3">BACK DIMENSIONS</td> <td colspan="3"></td> </tr> <tr> <td colspan="3"></td> <td>W</td> <td>D</td> <td>H</td> <td>W</td> <td>D</td> <td>H</td> <td>W</td> <td>H</td> <td colspan="2"></td> <td></td> </tr> <tr> <td colspan="3"></td> <td>26.5</td> <td>26.5</td> <td>33.5</td> <td>17.5</td> <td>18</td> <td>18</td> <td>19</td> <td>15.5</td> <td colspan="2"></td> <td></td> </tr> <tr> <td colspan="3"></td> <td colspan="10" style="text-align: center;">RTA 00</td> </tr> </tbody> </table>												MODEL#	1	2	3	4	5	6	7	8	9	10	11	12	2813	991	1079	1150	1254	1404	1457	1588	1837	1957	2188	2501	2893	2813LM	-	-	-	-	1406	-	-	1840	-	2190	2519	2910	Leather/Mock Leather																OVERALL DIMENSIONS			SEAT DIMENSIONS			BACK DIMENSIONS									W	D	H	W	D	H	W	H							26.5	26.5	33.5	17.5	18	18	19	15.5							RTA 00										
		MODEL#	1	2	3	4	5	6	7	8	9	10	11	12																																																																																																												
		2813	991	1079	1150	1254	1404	1457	1588	1837	1957	2188	2501	2893																																																																																																												
		2813LM	-	-	-	-	1406	-	-	1840	-	2190	2519	2910																																																																																																												
Leather/Mock Leather																																																																																																																										
			OVERALL DIMENSIONS			SEAT DIMENSIONS			BACK DIMENSIONS																																																																																																																	
			W	D	H	W	D	H	W	H																																																																																																																
			26.5	26.5	33.5	17.5	18	18	19	15.5																																																																																																																
			RTA 00																																																																																																																							
 <p>Ottoman COM Yardage: 1.50 Freight Class: 250 Product Weight (lbs.): 22 Cubic Feet Per Carton: 6</p>	<p>Ergonomic Features: N</p>	<table border="1"> <thead> <tr> <th>MODEL#</th> <th>1</th> <th>2</th> <th>3</th> <th>4</th> <th>5</th> <th>6</th> <th>7</th> <th>8</th> <th>9</th> <th>10</th> <th>11</th> <th>12</th> </tr> </thead> <tbody> <tr> <td>2814</td> <td>620</td> <td>656</td> <td>684</td> <td>726</td> <td>785</td> <td>807</td> <td>859</td> <td>959</td> <td>1007</td> <td>1099</td> <td>1224</td> <td>1381</td> </tr> <tr> <td>2814LM</td> <td>-</td> <td>-</td> <td>-</td> <td>-</td> <td>786</td> <td>-</td> <td>-</td> <td>960</td> <td>-</td> <td>1100</td> <td>1232</td> <td>1388</td> </tr> <tr> <td colspan="13">Leather/Mock Leather</td> </tr> <tr> <td colspan="3"></td> <td colspan="3">OVERALL DIMENSIONS</td> <td colspan="3">SEAT DIMENSIONS</td> <td colspan="3">BACK DIMENSIONS</td> <td colspan="3"></td> </tr> <tr> <td colspan="3"></td> <td>W</td> <td>D</td> <td>H</td> <td>W</td> <td>D</td> <td>H</td> <td>W</td> <td>H</td> <td colspan="2"></td> <td></td> </tr> <tr> <td colspan="3"></td> <td>23.5</td> <td>18.75</td> <td>17.75</td> <td>20.5</td> <td>18.5</td> <td>17-22</td> <td>20</td> <td>21</td> <td colspan="2"></td> <td></td> </tr> <tr> <td colspan="3"></td> <td colspan="10" style="text-align: center;">RTA 00</td> </tr> </tbody> </table>												MODEL#	1	2	3	4	5	6	7	8	9	10	11	12	2814	620	656	684	726	785	807	859	959	1007	1099	1224	1381	2814LM	-	-	-	-	786	-	-	960	-	1100	1232	1388	Leather/Mock Leather																OVERALL DIMENSIONS			SEAT DIMENSIONS			BACK DIMENSIONS									W	D	H	W	D	H	W	H							23.5	18.75	17.75	20.5	18.5	17-22	20	21							RTA 00										
		MODEL#	1	2	3	4	5	6	7	8	9	10	11	12																																																																																																												
		2814	620	656	684	726	785	807	859	959	1007	1099	1224	1381																																																																																																												
		2814LM	-	-	-	-	786	-	-	960	-	1100	1232	1388																																																																																																												
Leather/Mock Leather																																																																																																																										
			OVERALL DIMENSIONS			SEAT DIMENSIONS			BACK DIMENSIONS																																																																																																																	
			W	D	H	W	D	H	W	H																																																																																																																
			23.5	18.75	17.75	20.5	18.5	17-22	20	21																																																																																																																
			RTA 00																																																																																																																							

LOOVER



model 2660-8



model 2660-3



Memory Foam
Available, use code "MF" and Add \$76.00.



model 2661-8



model 2662-3

STANDARD FEATURES

- Global's first chair to feature a Weight Sensing Synchro-Tilter mechanism that requires no tilt tension adjustment.
- A live lumbar support is incorporated into the back design which is height adjustable via a concealed ratchet system, offering a 2.25" height adjustment.
- Standard with Global's high quality Soft Descent™ Pneumatic lift which slowly and gently lowers the seat height of the chair making it easy to obtain exactly the right seat height you desire.
- Side activated sliding seat depth adjustment, (MD) is standard on for Mutil-Tilters, Synchro-Tilters, and Weight Sensing Synchro-Tilter. Provides 2"-3" of seat depth adjustment.
- Height and width (WA) adjustable G5 lockable arms. Armcaps are soft to the touch Self Skinned Urethane, depth adjustable (slide forward and backward) movements can be locked to avoid unintentional movement). Armcaps also articulate inwards and outwards 30° to aim toward the keyboard or mouse arena.

- Vari-Width (WA) Width Adjustable Arm Extensions are standard, allowing the arms to move away from the seat by 2" on each side to allow space if desired for broader hip widths.
- Five legged, injection molded, fiberglass reinforced, Nylon medium rise base B7B with C1 dual wheel casters.

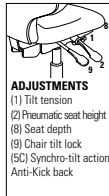
OPTIONAL FEATURES

- There are 24 "Vue" mesh colors to choose from for the back of the chair.
- Petite models are available at no upcharge. Please specify P. Seat is overall 1 inch smaller in depth and 1.5 inch smaller in width. Model numbers are listed below.
- Available with Memory Foam (MF). Add \$76.00.
- Optional polished Aluminum base (B7A) Please specify ALU base. Add \$110.00.
- For hard surface flooring casters, please specify C9R. Add \$47.00.
- Upholstery is available in Fabric, Vinyl or Leather with the EXCEPTION of Jenny, Match, and Pebbles.
- Please refer to "Arms Selection" section of the price book for arm options.
- For fully assembled in box, please specify SU. Add \$50.00.

DESCRIPTION FEATURES MODEL# STANDARD FABRIC GRADES



Extended HB Synchro - Tilter w/Back Angle Adjustment
COM Yardage: 1
Freight Class: 125
Product Weight (lbs.): 66
Cubic Feet Per Carton: 11

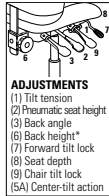


Ergonomic Features:
A, B, C, D, E, G, H, L, M, N, Q, R, U

	1	2	3	4	5	6	7	8	9	10	11	12
2660-0	779	804	823	851	891	904	940	1006	1038	1100	1183	1288
2660P-0 Small seat												
2660L-0 Leather	-	-	-	-	-	-	-	1001	1043	1098	1189	1293
2660PL-0 Leather/Small seat												
OVERALL DIMENSIONS	W D H			SEAT DIMENSIONS			BACK DIMENSIONS					
	25.5	25	45	20	19-21.5	16.25-20.25	19.5	26.5-29				



Extended HB Multi Tilter
COM Yardage: 1
Freight Class: 125
Product Weight (lbs.): 68
Cubic Feet Per Carton: 11

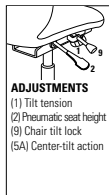


Ergonomic Features:
A, B, C, D, E, F, G, H, M, N, Q, R, S, U

	1	2	3	4	5	6	7	8	9	10	11	12
2660-3	779	804	823	851	891	904	940	1006	1038	1100	1183	1288
2660P-3 Small seat												
2660L-3 Leather	-	-	-	-	-	-	-	1001	1043	1098	1189	1293
2660PL-3 Leather/Small seat												
OVERALL DIMENSIONS	W D H			SEAT DIMENSIONS			BACK DIMENSIONS					
	25.5	25	45.5	20	19-21.5	16-20	19.5	26.5-29				




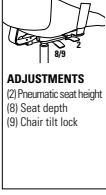


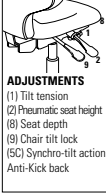


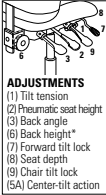


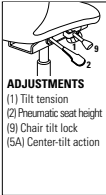


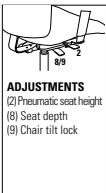

Extended HB Tilter
COM Yardage: 1
Freight Class: 150
Product Weight (lbs.): 62
Cubic Feet Per Carton: 11


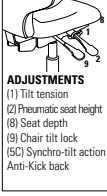




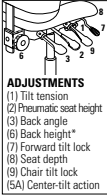

Ergonomic Features:
A, B, C, D, H, M, N, Q, R, S, U


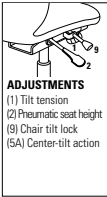

	1	2	3	4	5	6	7	8	9	10	11	12
2660-4	680	704	723	751	791	804	840	905	938	1000	1083	1188
2660P-4 Small seat												
2660L-4 Leather	-	-	-	-	-	-	-	900	943	997	1089	1194
2660PL-4 Leather/Small seat												
OVERALL DIMENSIONS	W D H			SEAT DIMENSIONS			BACK DIMENSIONS					
	25.5	25	45.5	20	19-20	16-20	19.5	26.5-29				


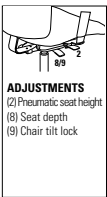




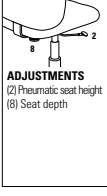

DESCRIPTION	FEATURES	MODEL#	STANDARD FABRIC GRADES																																																																																																																			
			1	2	3	4	5	6	7	8	9	10	11	12																																																																																																								
 <p>Extended HB Weight Sensing Synchro - Tilter COM Yardage: 1 Freight Class: 125 Product Weight (lbs.): 66 Cubic Feet Per Carton: 11</p>	 <p>ADJUSTMENTS (2) Pneumatic seat height (8) Seat depth (9) Chair tilt lock</p>	<p>Ergonomic Features: A, B, C, D, E, H, L, M, N, Q, R, U</p>	<table border="1"> <tr> <td></td><td>1</td><td>2</td><td>3</td><td>4</td><td>5</td><td>6</td><td>7</td><td>8</td><td>9</td><td>10</td><td>11</td><td>12</td> </tr> <tr> <td>2660-8</td><td>779</td><td>804</td><td>823</td><td>851</td><td>891</td><td>904</td><td>940</td><td>1006</td><td>1038</td><td>1100</td><td>1183</td><td>1288</td> </tr> <tr> <td>2660P-8 Small Seat</td><td></td><td></td><td></td><td></td><td></td><td></td><td></td><td></td><td></td><td></td><td></td><td></td> </tr> <tr> <td>2660L-8 Leather</td><td>-</td><td>-</td><td>-</td><td>-</td><td>-</td><td>-</td><td>-</td><td>1001</td><td>1043</td><td>1098</td><td>1189</td><td>1293</td> </tr> <tr> <td>2660PL-8 Leather/Small Seat</td><td></td><td></td><td></td><td></td><td></td><td></td><td></td><td></td><td></td><td></td><td></td><td></td> </tr> <tr> <td colspan="3">OVERALL DIMENSIONS</td> <td colspan="3">SEAT DIMENSIONS</td> <td colspan="6">BACK DIMENSIONS</td> </tr> <tr> <td>W</td><td>D</td><td>H</td> <td>W</td><td>D</td><td>H</td> <td>W</td><td>D</td><td>H</td><td>W</td><td>H</td><td></td><td></td> </tr> <tr> <td>25.5</td><td>25</td><td>45.5</td> <td>20</td><td>19-21.5</td><td>16-20</td> <td>19.5</td><td>25-27.5</td><td></td><td></td><td></td><td></td><td></td> </tr> </table>													1	2	3	4	5	6	7	8	9	10	11	12	2660-8	779	804	823	851	891	904	940	1006	1038	1100	1183	1288	2660P-8 Small Seat													2660L-8 Leather	-	-	-	-	-	-	-	1001	1043	1098	1189	1293	2660PL-8 Leather/Small Seat													OVERALL DIMENSIONS			SEAT DIMENSIONS			BACK DIMENSIONS						W	D	H	W	D	H	W	D	H	W	H			25.5	25	45.5	20	19-21.5	16-20	19.5	25-27.5						<p>RTA 2 </p>
				1	2	3	4	5	6	7	8	9	10	11	12																																																																																																							
			2660-8	779	804	823	851	891	904	940	1006	1038	1100	1183	1288																																																																																																							
			2660P-8 Small Seat																																																																																																																			
			2660L-8 Leather	-	-	-	-	-	-	-	1001	1043	1098	1189	1293																																																																																																							
2660PL-8 Leather/Small Seat																																																																																																																						
OVERALL DIMENSIONS			SEAT DIMENSIONS			BACK DIMENSIONS																																																																																																																
W	D	H	W	D	H	W	D	H	W	H																																																																																																												
25.5	25	45.5	20	19-21.5	16-20	19.5	25-27.5																																																																																																															
 <p>HB Synchro - Tilter w/Back Angle Adjustment COM Yardage: 1 Freight Class: 125 Product Weight (lbs.): 66 Cubic Feet Per Carton: 10.50</p>	 <p>ADJUSTMENTS (1) Tilt tension (2) Pneumatic seat height (8) Seat depth (9) Chair tilt lock (5C) Synchro-tilt action Anti-Kick back</p>	<p>Ergonomic Features: A, B, C, D, E, G, H, L, M, N, Q, R, U</p>	<table border="1"> <tr> <td></td><td>1</td><td>2</td><td>3</td><td>4</td><td>5</td><td>6</td><td>7</td><td>8</td><td>9</td><td>10</td><td>11</td><td>12</td> </tr> <tr> <td>2661-0</td><td>727</td><td>751</td><td>770</td><td>798</td><td>838</td><td>851</td><td>887</td><td>952</td><td>985</td><td>1047</td><td>1130</td><td>1235</td> </tr> <tr> <td>2661P-0 Small Seat</td><td></td><td></td><td></td><td></td><td></td><td></td><td></td><td></td><td></td><td></td><td></td><td></td> </tr> <tr> <td>2661L-0 Leather</td><td>-</td><td>-</td><td>-</td><td>-</td><td>-</td><td>-</td><td>-</td><td>940</td><td>983</td><td>1037</td><td>1128</td><td>1233</td> </tr> <tr> <td>2661PL-0 Leather/Small Seat</td><td></td><td></td><td></td><td></td><td></td><td></td><td></td><td></td><td></td><td></td><td></td><td></td> </tr> <tr> <td colspan="3">OVERALL DIMENSIONS</td> <td colspan="3">SEAT DIMENSIONS</td> <td colspan="6">BACK DIMENSIONS</td> </tr> <tr> <td>W</td><td>D</td><td>H</td> <td>W</td><td>D</td><td>H</td> <td>W</td><td>D</td><td>H</td><td>W</td><td>H</td><td></td><td></td> </tr> <tr> <td>25.5</td><td>25</td><td>42</td> <td>20</td><td>19-21.5</td><td>16-20</td> <td>19.5</td><td>25-27.5</td><td></td><td></td><td></td><td></td><td></td> </tr> </table>													1	2	3	4	5	6	7	8	9	10	11	12	2661-0	727	751	770	798	838	851	887	952	985	1047	1130	1235	2661P-0 Small Seat													2661L-0 Leather	-	-	-	-	-	-	-	940	983	1037	1128	1233	2661PL-0 Leather/Small Seat													OVERALL DIMENSIONS			SEAT DIMENSIONS			BACK DIMENSIONS						W	D	H	W	D	H	W	D	H	W	H			25.5	25	42	20	19-21.5	16-20	19.5	25-27.5						<p>RTA 2 </p>
				1	2	3	4	5	6	7	8	9	10	11	12																																																																																																							
			2661-0	727	751	770	798	838	851	887	952	985	1047	1130	1235																																																																																																							
			2661P-0 Small Seat																																																																																																																			
			2661L-0 Leather	-	-	-	-	-	-	-	940	983	1037	1128	1233																																																																																																							
2661PL-0 Leather/Small Seat																																																																																																																						
OVERALL DIMENSIONS			SEAT DIMENSIONS			BACK DIMENSIONS																																																																																																																
W	D	H	W	D	H	W	D	H	W	H																																																																																																												
25.5	25	42	20	19-21.5	16-20	19.5	25-27.5																																																																																																															
 <p>HB Multi - Tilter COM Yardage: 1 Freight Class: 125 Product Weight (lbs.): 68 Cubic Feet Per Carton: 10.50</p>	 <p>ADJUSTMENTS (1) Tilt Tension (2) Pneumatic seat height (3) Back angle (6) Back height+ (7) Forward tilt lock (8) Seat depth (9) Chair tilt lock (5A) Center-tilt action</p>	<p>Ergonomic Features: A, B, C, D, E, F, G, H, M, N, Q, R, S, U</p>	<table border="1"> <tr> <td></td><td>1</td><td>2</td><td>3</td><td>4</td><td>5</td><td>6</td><td>7</td><td>8</td><td>9</td><td>10</td><td>11</td><td>12</td> </tr> <tr> <td>2661-3</td><td>727</td><td>751</td><td>770</td><td>798</td><td>838</td><td>851</td><td>887</td><td>952</td><td>985</td><td>1047</td><td>1130</td><td>1235</td> </tr> <tr> <td>2661P-3 Small Seat</td><td></td><td></td><td></td><td></td><td></td><td></td><td></td><td></td><td></td><td></td><td></td><td></td> </tr> <tr> <td>2661L-3 Leather</td><td>-</td><td>-</td><td>-</td><td>-</td><td>-</td><td>-</td><td>-</td><td>940</td><td>983</td><td>1037</td><td>1128</td><td>1233</td> </tr> <tr> <td>2661PL-3 Leather/Small Seat</td><td></td><td></td><td></td><td></td><td></td><td></td><td></td><td></td><td></td><td></td><td></td><td></td> </tr> <tr> <td colspan="3">OVERALL DIMENSIONS</td> <td colspan="3">SEAT DIMENSIONS</td> <td colspan="6">BACK DIMENSIONS</td> </tr> <tr> <td>W</td><td>D</td><td>H</td> <td>W</td><td>D</td><td>H</td> <td>W</td><td>D</td><td>H</td><td>W</td><td>H</td><td></td><td></td> </tr> <tr> <td>25.5</td><td>25</td><td>42.5</td> <td>20</td><td>19-21.5</td><td>16-20</td> <td>19.5</td><td>25-27.5</td><td></td><td></td><td></td><td></td><td></td> </tr> </table>													1	2	3	4	5	6	7	8	9	10	11	12	2661-3	727	751	770	798	838	851	887	952	985	1047	1130	1235	2661P-3 Small Seat													2661L-3 Leather	-	-	-	-	-	-	-	940	983	1037	1128	1233	2661PL-3 Leather/Small Seat													OVERALL DIMENSIONS			SEAT DIMENSIONS			BACK DIMENSIONS						W	D	H	W	D	H	W	D	H	W	H			25.5	25	42.5	20	19-21.5	16-20	19.5	25-27.5						<p>RTA 2 </p>
				1	2	3	4	5	6	7	8	9	10	11	12																																																																																																							
			2661-3	727	751	770	798	838	851	887	952	985	1047	1130	1235																																																																																																							
			2661P-3 Small Seat																																																																																																																			
			2661L-3 Leather	-	-	-	-	-	-	-	940	983	1037	1128	1233																																																																																																							
2661PL-3 Leather/Small Seat																																																																																																																						
OVERALL DIMENSIONS			SEAT DIMENSIONS			BACK DIMENSIONS																																																																																																																
W	D	H	W	D	H	W	D	H	W	H																																																																																																												
25.5	25	42.5	20	19-21.5	16-20	19.5	25-27.5																																																																																																															
 <p>HB Tilter COM Yardage: 1 Freight Class: 150 Product Weight (lbs.): 62 Cubic Feet Per Carton: 10.50</p>	 <p>ADJUSTMENTS (1) Tilt tension (2) Pneumatic seat height (9) Chair tilt lock (5A) Center-tilt action</p>	<p>Ergonomic Features: A, B, C, D, H, M, N, Q, R, S, U</p>	<table border="1"> <tr> <td></td><td>1</td><td>2</td><td>3</td><td>4</td><td>5</td><td>6</td><td>7</td><td>8</td><td>9</td><td>10</td><td>11</td><td>12</td> </tr> <tr> <td>2661-4</td><td>638</td><td>662</td><td>681</td><td>709</td><td>749</td><td>762</td><td>798</td><td>864</td><td>896</td><td>958</td><td>1041</td><td>1146</td> </tr> <tr> <td>2661P-4 Small Seat</td><td></td><td></td><td></td><td></td><td></td><td></td><td></td><td></td><td></td><td></td><td></td><td></td> </tr> <tr> <td>2661L-4 Leather</td><td>-</td><td>-</td><td>-</td><td>-</td><td>-</td><td>-</td><td>-</td><td>852</td><td>895</td><td>949</td><td>1041</td><td>1145</td> </tr> <tr> <td>2661PL-4 Leather/Small Seat</td><td></td><td></td><td></td><td></td><td></td><td></td><td></td><td></td><td></td><td></td><td></td><td></td> </tr> <tr> <td colspan="3">OVERALL DIMENSIONS</td> <td colspan="3">SEAT DIMENSIONS</td> <td colspan="6">BACK DIMENSIONS</td> </tr> <tr> <td>W</td><td>D</td><td>H</td> <td>W</td><td>D</td><td>H</td> <td>W</td><td>D</td><td>H</td><td>W</td><td>H</td><td></td><td></td> </tr> <tr> <td>25.5</td><td>25</td><td>42.5</td> <td>20</td><td>19-20</td><td>16-20</td> <td>19.5</td><td>25-27.5</td><td></td><td></td><td></td><td></td><td></td> </tr> </table>													1	2	3	4	5	6	7	8	9	10	11	12	2661-4	638	662	681	709	749	762	798	864	896	958	1041	1146	2661P-4 Small Seat													2661L-4 Leather	-	-	-	-	-	-	-	852	895	949	1041	1145	2661PL-4 Leather/Small Seat													OVERALL DIMENSIONS			SEAT DIMENSIONS			BACK DIMENSIONS						W	D	H	W	D	H	W	D	H	W	H			25.5	25	42.5	20	19-20	16-20	19.5	25-27.5						<p>RTA 2 </p>
				1	2	3	4	5	6	7	8	9	10	11	12																																																																																																							
			2661-4	638	662	681	709	749	762	798	864	896	958	1041	1146																																																																																																							
			2661P-4 Small Seat																																																																																																																			
			2661L-4 Leather	-	-	-	-	-	-	-	852	895	949	1041	1145																																																																																																							
2661PL-4 Leather/Small Seat																																																																																																																						
OVERALL DIMENSIONS			SEAT DIMENSIONS			BACK DIMENSIONS																																																																																																																
W	D	H	W	D	H	W	D	H	W	H																																																																																																												
25.5	25	42.5	20	19-20	16-20	19.5	25-27.5																																																																																																															
 <p>HB Weight Sensing Synchro - Tilter COM Yardage: 1 Freight Class: 125 Product Weight (lbs.): 66 Cubic Feet Per Carton: 10.50</p>	 <p>ADJUSTMENTS (2) Pneumatic seat height (8) Seat depth (9) Chair tilt lock</p>	<p>Ergonomic Features: A, B, C, D, E, H, L, M, N, Q, R, U</p>	<table border="1"> <tr> <td></td><td>1</td><td>2</td><td>3</td><td>4</td><td>5</td><td>6</td><td>7</td><td>8</td><td>9</td><td>10</td><td>11</td><td>12</td> </tr> <tr> <td>2661-8</td><td>727</td><td>751</td><td>770</td><td>798</td><td>838</td><td>851</td><td>887</td><td>952</td><td>985</td><td>1047</td><td>1130</td><td>1235</td> </tr> <tr> <td>2661P-8 Small Seat</td><td></td><td></td><td></td><td></td><td></td><td></td><td></td><td></td><td></td><td></td><td></td><td></td> </tr> <tr> <td>2661L-8 Leather</td><td>-</td><td>-</td><td>-</td><td>-</td><td>-</td><td>-</td><td>-</td><td>940</td><td>983</td><td>1037</td><td>1128</td><td>1233</td> </tr> <tr> <td>2661PL-8 Leather/Small Seat</td><td></td><td></td><td></td><td></td><td></td><td></td><td></td><td></td><td></td><td></td><td></td><td></td> </tr> <tr> <td colspan="3">OVERALL DIMENSIONS</td> <td colspan="3">SEAT DIMENSIONS</td> <td colspan="6">BACK DIMENSIONS</td> </tr> <tr> <td>W</td><td>D</td><td>H</td> <td>W</td><td>D</td><td>H</td> <td>W</td><td>D</td><td>H</td><td>W</td><td>H</td><td></td><td></td> </tr> <tr> <td>25.5</td><td>24</td><td>42.5</td> <td>20</td><td>17.5-19.5</td><td>16-20</td> <td>19.5</td><td>25-27.5</td><td></td><td></td><td></td><td></td><td></td> </tr> </table>													1	2	3	4	5	6	7	8	9	10	11	12	2661-8	727	751	770	798	838	851	887	952	985	1047	1130	1235	2661P-8 Small Seat													2661L-8 Leather	-	-	-	-	-	-	-	940	983	1037	1128	1233	2661PL-8 Leather/Small Seat													OVERALL DIMENSIONS			SEAT DIMENSIONS			BACK DIMENSIONS						W	D	H	W	D	H	W	D	H	W	H			25.5	24	42.5	20	17.5-19.5	16-20	19.5	25-27.5						<p>RTA 2 </p>
				1	2	3	4	5	6	7	8	9	10	11	12																																																																																																							
			2661-8	727	751	770	798	838	851	887	952	985	1047	1130	1235																																																																																																							
			2661P-8 Small Seat																																																																																																																			
			2661L-8 Leather	-	-	-	-	-	-	-	940	983	1037	1128	1233																																																																																																							
2661PL-8 Leather/Small Seat																																																																																																																						
OVERALL DIMENSIONS			SEAT DIMENSIONS			BACK DIMENSIONS																																																																																																																
W	D	H	W	D	H	W	D	H	W	H																																																																																																												
25.5	24	42.5	20	17.5-19.5	16-20	19.5	25-27.5																																																																																																															


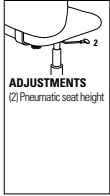


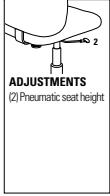


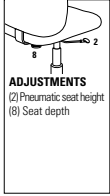

DESCRIPTION	FEATURES	MODEL#	STANDARD FABRIC GRADES											
			1	2	3	4	5	6	7	8	9	10	11	12
 <p>MB Synchro - Tilter w/Back Angle Adjustment COM Yardage: 1 Freight Class: 125 Product Weight (lbs.): 64 Cubic Feet Per Carton: 10.50</p>	 <p>ADJUSTMENTS (1) Tilt tension (2) Pneumatic seat height (6) Seat depth (9) Chair tilt lock (SC) Synchro-tilt action Anti-Kick back</p>	2662-0	695	719	738	766	806	820	855	921	954	1015	1099	1203
		2662P-0	Small seat											
		2662L-0	Leather											
		2662PL-0	Leather/Small seat											
		OVERALL DIMENSIONS			SEAT DIMENSIONS			BACK DIMENSIONS						
		W	D	H	W	D	H	W		H				
		25.5	25	39	20	17.5-19.5	16.25-20.25	19.5		22-24.5				
		RTA 2												

DESCRIPTION	FEATURES	MODEL#	STANDARD FABRIC GRADES											
			1	2	3	4	5	6	7	8	9	10	11	12
 <p>MB Multi Tilter COM Yardage: 1 Freight Class: 125 Product Weight (lbs.): 66 Cubic Feet Per Carton: 10.50</p>	 <p>ADJUSTMENTS (1) Tilt tension (2) Pneumatic seat height (3) Back angle (6) Back height* (7) Forward tilt lock (8) Seat depth (9) Chair tilt lock (SA) Center-tilt action</p>	2662-3	695	719	738	766	806	820	855	921	954	1015	1099	1203
		2662P-3	Small seat											
		2662L-3	Leather											
		2662PL-3	Leather/Small seat											
		OVERALL DIMENSIONS			SEAT DIMENSIONS			BACK DIMENSIONS						
		W	D	H	W	D	H	W		H				
		25.5	25	39.5	20	19-21.5	16-20	19.5		22-24.5				
		RTA 2												

DESCRIPTION	FEATURES	MODEL#	STANDARD FABRIC GRADES											
			1	2	3	4	5	6	7	8	9	10	11	12
 <p>MB Tilter COM Yardage: 1 Freight Class: 150 Product Weight (lbs.): 60 Cubic Feet Per Carton: 10.50</p>	 <p>ADJUSTMENTS (1) Tilt tension (2) Pneumatic seat height (9) Chair tilt lock (SA) Center-tilt action</p>	2662-4	617	642	661	689	729	742	778	844	876	938	1021	1126
		2662P-4	Small seat											
		2662L-4	Leather											
		2662PL-4	Leather/Small seat											
		OVERALL DIMENSIONS			SEAT DIMENSIONS			BACK DIMENSIONS						
		W	D	H	W	D	H	W		H				
		25.5	25	39.5	20	19-20	16-20	19.5		22-24.5				
		RTA 2												

DESCRIPTION	FEATURES	MODEL#	STANDARD FABRIC GRADES											
			1	2	3	4	5	6	7	8	9	10	11	12
 <p>MB Weight Sensing Synchro - Tilter COM Yardage: 1 Freight Class: 125 Product Weight (lbs.): 64 Cubic Feet Per Carton: 10.50</p>	 <p>ADJUSTMENTS (2) Pneumatic seat height (6) Seat depth (9) Chair tilt lock</p>	2662-8	695	719	738	766	806	820	855	921	954	1015	1099	1203
		2662P-8	Small Seat											
		2662L-8	Leather											
		2662PL-8	Leather/Small Seat											
		OVERALL DIMENSIONS			SEAT DIMENSIONS			BACK DIMENSIONS						
		W	D	H	W	D	H	W		H				
		25.5	24	39.5	20	17.5-19.5	16-20	19.5		22-24.5				
		RTA 2												

DESCRIPTION	FEATURES	MODEL#	STANDARD FABRIC GRADES											
			1	2	3	4	5	6	7	8	9	10	11	12
 <p>MB Task COM Yardage: 1 Freight Class: 150 Product Weight (lbs.): 45 Cubic Feet Per Carton: 10.50</p>	 <p>ADJUSTMENTS (2) Pneumatic seat height (8) Seat depth</p>	2662-6	657	681	700	728	768	781	817	882	915	977	1060	1165
		2662P-6	Small Seat											
		2662L-6	Leather											
		2662PL-6	Leather/Small Seat											
		OVERALL DIMENSIONS			SEAT DIMENSIONS			BACK DIMENSIONS						
		W	D	H	W	D	H	W		H				
		25.5	25	39.5	20	19-20	16.5-20.5	19.5		21				
		RTA 2												

DESCRIPTION	FEATURES	MODEL#	STANDARD FABRIC GRADES																																				
			1	2	3	4	5	6	7	8	9	10	11	12																									
 <p>MB Drafting Stool - Task COM Yardage: 1 Freight Class: 150 Product Weight (lbs.): 50 Cubic Feet Per Carton: 10.50</p>	 <p>ADJUSTMENTS (2) Pneumatic seat height</p>	<p>Ergonomic Features: C, E, H, M, N, O, R, U</p>	<table border="1"> <thead> <tr> <th colspan="3">OVERALL DIMENSIONS</th> <th colspan="3">SEAT DIMENSIONS</th> <th colspan="3">BACK DIMENSIONS</th> </tr> <tr> <th>W</th> <th>D</th> <th>H</th> <th>W</th> <th>D</th> <th>H</th> <th>W</th> <th>H</th> </tr> </thead> <tbody> <tr> <td>25.5</td> <td>25</td> <td>50</td> <td>20</td> <td>19-20</td> <td>24-34</td> <td>19.5</td> <td>21</td> </tr> </tbody> </table>												OVERALL DIMENSIONS			SEAT DIMENSIONS			BACK DIMENSIONS			W	D	H	W	D	H	W	H	25.5	25	50	20	19-20	24-34	19.5	21
			OVERALL DIMENSIONS			SEAT DIMENSIONS			BACK DIMENSIONS																														
			W	D	H	W	D	H	W	H																													
			25.5	25	50	20	19-20	24-34	19.5	21																													
			2663-6	903	927	946	974	1014	1028	1063	1129	1161	1223	1307	1411																								
2663P-6 Small Seat																																							
2663L-6 Leather																																							
2663PL-6 Leather/Small Seat																																							
<p>RTA 2 </p>																																							
 <p>MB Drafting Stool - Task COM Yardage: 1 Freight Class: 150 Product Weight (lbs.): 44 Cubic Feet Per Carton: 10.50</p>	 <p>ADJUSTMENTS (2) Pneumatic seat height</p>	<p>Ergonomic Features: C, E, M, N, U</p>	<table border="1"> <thead> <tr> <th colspan="3">OVERALL DIMENSIONS</th> <th colspan="3">SEAT DIMENSIONS</th> <th colspan="3">BACK DIMENSIONS</th> </tr> <tr> <th>W</th> <th>D</th> <th>H</th> <th>W</th> <th>D</th> <th>H</th> <th>W</th> <th>H</th> </tr> </thead> <tbody> <tr> <td>20</td> <td>25</td> <td>50</td> <td>20</td> <td>19-20</td> <td>24-34</td> <td>19.5</td> <td>21</td> </tr> </tbody> </table>												OVERALL DIMENSIONS			SEAT DIMENSIONS			BACK DIMENSIONS			W	D	H	W	D	H	W	H	20	25	50	20	19-20	24-34	19.5	21
			OVERALL DIMENSIONS			SEAT DIMENSIONS			BACK DIMENSIONS																														
			W	D	H	W	D	H	W	H																													
			20	25	50	20	19-20	24-34	19.5	21																													
			2664-6	820	844	863	891	931	944	980	1045	1078	1140	1223	1328																								
2664P-6 Small Seat																																							
2664L-6 Leather																																							
2664PL-6 Leather/Small Seat																																							
<p>RTA 2 </p>																																							
 <p>MB Task COM Yardage: 1 Freight Class: 250 Product Weight (lbs.): 39 Cubic Feet Per Carton: 10.50</p>	 <p>ADJUSTMENTS (2) Pneumatic seat height (8) Seat depth</p>	<p>Ergonomic Features: C, E, M, N, U</p>	<table border="1"> <thead> <tr> <th colspan="3">OVERALL DIMENSIONS</th> <th colspan="3">SEAT DIMENSIONS</th> <th colspan="3">BACK DIMENSIONS</th> </tr> <tr> <th>W</th> <th>D</th> <th>H</th> <th>W</th> <th>D</th> <th>H</th> <th>W</th> <th>H</th> </tr> </thead> <tbody> <tr> <td>20</td> <td>25</td> <td>39.5</td> <td>20</td> <td>19-20</td> <td>16.5-20.5</td> <td>19.5</td> <td>21</td> </tr> </tbody> </table>												OVERALL DIMENSIONS			SEAT DIMENSIONS			BACK DIMENSIONS			W	D	H	W	D	H	W	H	20	25	39.5	20	19-20	16.5-20.5	19.5	21
			OVERALL DIMENSIONS			SEAT DIMENSIONS			BACK DIMENSIONS																														
			W	D	H	W	D	H	W	H																													
			20	25	39.5	20	19-20	16.5-20.5	19.5	21																													
			2665-6	570	594	613	641	681	694	730	796	828	890	973	1078																								
2665P-6 Small Seat																																							
2665L-6 Leather																																							
2665PL-6 Leather/Small Seat																																							
<p>RTA 2 </p>																																							

LURAY



Luray is offered in three back heights.

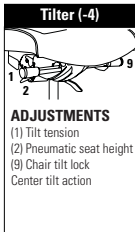


Standard Black Nylon Base/Arms with Self Skinned Urethane Armcaps

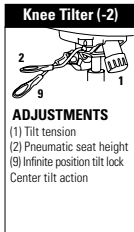
Optional Aluminum Base/Arms with Self Skinned Urethane Armcaps

Optional Aluminum Base/Arms with Wood Armcaps

MECHANISMS OPTIONS



Ergonomic Features:
A, B, C, M, N, S, U



Ergonomic Features:
A, B, C, J, M, N, U

STANDARD FEATURES

- Luray is designed for boardrooms, meeting rooms and executive offices.
- Luray offers a choice of finishes to match any environment: from durable nylon components to sophisticated polished aluminum and elegant wood trim.
- Three back heights are available, featuring horizontal sewing details.
- Stitch detail on edges of seat and back is discrete, using matched thread as standard.
- Choice of two mechanisms; tilter and knee-tilter.
- Standard with Global's high quality Soft Descent™ pneumatic lift which slowly and gently lowers the seat height of the chair making it easy to obtain the exact seat height you desire.
- Fixed loop arm design comes standard in Black fiberglass reinforced nylon with a self-skinned urethane (SSU) armcap; which is soft, durable and warm to the touch. The armcap overhangs the front and side of the arm so that chair to table contact is cushioned by the pliable edge.
- Five prong, injection molded, fiberglass reinforced, nylon medium rise base (B7B) with (C1) dual wheel carpet casters.
- Can be upholstered in any standard Global fabric, vinyl, leather or leather/mock leather combination.

OPTIONAL FEATURES

- All models will meet the requirements of California Technical Bulletin 133 (CAL133) when upholstered using appropriate upholstery materials.
- Depending on upholstery specified upcharges will apply. Please specify by Adding (-33) to the model number.
- Upholstery is available with exaggerated top stitch detail. Fourteen coordinating or contrasting colors may be selected. Please specify.
- For Additional caster options, please refer to the Arm and Caster section of the Price Book. Optional casters may be priced higher than the standard casters for your chair and the difference will be charged. Lower priced optional casters will not be credited.

OPTION CODES

Please Add option codes in the following order:




- Model number**
 - 6460** Extended high back
 - 6461** High back
 - 6462** Medium back

Add **(LM)** to model number if ordering in leather or leather /mock leather.
 Add **(-33)** to model number if CAL133 is required.
 - Fabric**
Specify fabric code.
 - Mechanism**
 - (-4)** Tilter mechanism **No Upcharge**
 - (-2)** Knee-tilt mechanism **Add \$100.00**
 - Arms**
 - (SS)** Black nylon arms w/SSU armcaps **No Upcharge**
 - (AN)** Aluminum arms w/SSU armcaps **Add \$150.00**
 - Aluminum arms w/Wood armcaps **Add \$150.00**

Specify finish from the following:
(AB) Absolute (AAM)
(B2) Black (BKM)
(AE) Cherry (ACM)
(EO) English Oak (EOM)
(EC) Espresso Café (ECM)
(HG) Grey (HGM)
(AH) Honey (AHM)
(TM) Mahogany (TMM)
(AV) Maple (AVM)
(MW) Medium walnut (MWM)
(AT) Night (ASM)
(SK) Shaker Cherry (SKM)
(TF) Tiger Walnut (TFM)
(WA) Walnut (TWM)
(WR) WC Cream (WTM)
(WH) White (WHM)
(WC) Winter Cherry (WCM)
 (colors shown on website)
- Base**
 - (B7)** Black nylon base.
 - (A7)** Polished aluminum **Add \$110.00**
- Casters**
 - (C1)** Dual wheel carpet casters.
 - (CSR)** Dual wheel hard floor casters **Add \$47.00**
- Stitch detail**
 - (MS)** Color matched stitching
 - Decorative top stitch **No Upcharge**
- Seat foam**
 - (SF)** Standard foam
 - (MF)** Memory foam **Add \$76.00**
- Chair Assembly**
 - (SU)** Assembled in Box **Add \$50.00**

EXAMPLE OF ORDER CODE:

6460	WA50	4	AH	A7	C1	MS	SF	SU
Model Number	Fabric	Mechanism	Arms	Base	Casters	Stitch Detail	Seat Foam	Chair Assembly

DESCRIPTION	FEATURES	MODEL#	STANDARD FABRIC GRADES												
			1	2	3	4	5	6	7	8	9	10	11	12	
 <p>Extended High Back COM Yardage: 2.25 Freight Class: 250 Product Weight (lbs.): 46 Cubic Feet Per Carton: 14.75</p>			865	923	968	1037	1134	1180	1268	1409	1517	1638	1886	2150	
			6460LM	-	-	-	-	1082	1128	1217	1357	1465	1586	1834	2099
				OVERALL DIMENSIONS			SEAT DIMENSIONS			BACK DIMENSIONS					
				W	D	H	W	D	H	W	H				
				25	26.5	46	20	19	16.5-20.5	20	27.5				
			RTA 1												
 <p>High Back COM Yardage: 2 Freight Class: 150 Product Weight (lbs.): 44 Cubic Feet Per Carton: 13</p>			840	891	932	993	1079	1120	1199	1324	1420	1527	1748	1983	
			6461LM	-	-	-	-	1033	1074	1153	1278	1374	1481	1702	1937
				OVERALL DIMENSIONS			SEAT DIMENSIONS			BACK DIMENSIONS					
				W	D	H	W	D	H	W	H				
				25	26.5	42.5	20	19	16.5-20.5	20	24				
			RTA 1												
 <p>Medium Back COM Yardage: 1.75 Freight Class: 250 Product Weight (lbs.): 40 Cubic Feet Per Carton: 13</p>			815	861	896	950	1026	1061	1130	1239	1323	1417	1610	1816	
			6462LM	-	-	-	-	984	1020	1089	1198	1282	1376	1569	1775
				OVERALL DIMENSIONS			SEAT DIMENSIONS			BACK DIMENSIONS					
				W	D	H	W	D	H	W	H				
				25	26.5	39.5	20	19	16.5-20.5	20	21				
			RTA 1												

MALAGA®



model 3140-3 (TD)

model 3140-3 (TD/PSB)

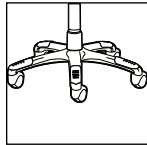


Memory Foam
Available, use code "MF" and Add \$76.00.



model 3141-3

model 3141-3



Optional Base
Polished Aluminum base with black scuff tips. Specify "B2". Add \$110.00

STANDARD FEATURES

- A contoured molded foam seat, built-in lumbar support and an upholstered outer back shell is standard on all models.
- Standard with adjustable height T-arms with teardrop shaped urethane armcaps (TD), (except model 3142 which has a fixed height version of this same arm style).
- All models (except armchair and side chair styles) are standard with a five-legged, injection molded "spider" base.
- Base and frame are available in Black (BK) Only.
- All models (except high back, side chair and armchair models) are shipped partially KD.
- C10 casters are standard.

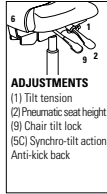
OPTIONAL FEATURES

- To order a Malaga arm kit as a separate stand-alone item without a chair, use model number 3200 with the appropriate letter from the Arm Chart Price List for the arm style of your choice. Please refer to "Arms Selection" section of the price book.
- Available with an impact resistant polypropylene back shroud (Black Only) at no charge. Specify "PSB".
- Optional ballistic nylon outer back fabric available. Resistant to impact damage. Available in Black Only (BKB). Add \$13.00.
- Optional seat depth is available on models 3140-2 and 3141-2, Specify (MD). Add \$40.00.
- Available with Memory Foam (MF). Add \$76.00.
- Optional Black base with chrome foot ring. Specify "B3". Add \$80.00. Polished Aluminum base with black scuff tips. Specify "B2". Add \$110.00.
- Please refer to the "Casters Selection" section of the price book for caster options. Optional casters may be priced higher than the standard casters for your chair and the difference will be charged. Lower priced optional casters will not be credited.
- For hard surface flooring please specify C10R. Add \$47.00.
- For fully assembled in box, please specify SU. Add \$50.00.
- For availability of chair series in Vinyl, please contact a Global Sales Representative.
- Not available in Leather.

DESCRIPTION FEATURES MODEL# STANDARD FABRIC GRADES



HB Synchro - Tilter w/Back Angle Adjustment
COM Yardage: 1.75
Freight Class: 150
Product Weight (lbs.): 47
Cubic Feet Per Carton: 9.25



ADJUSTMENTS
(1) Tilt tension
(2) Pneumatic seat height
(9) Chair tilt lock
(5C) Synchro-tilt action
Anti-kick back

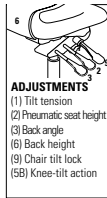
Ergonomic Features:
A, B, C, D, E, G, H, L, M, N, Q, U

MODEL#	1	2	3	4	5	6	7	8	9	10	11	12
3140-0	972	1014	1048	1098	1171	1196	1260	1379	1436	1548	1699	1887

OVERALL DIMENSIONS			SEAT DIMENSIONS			BACK DIMENSIONS	
W	D	H	W	D	H	W	H
26	25	41	20	18	16-20	18.5	22.5-25



HB Knee - Tilter
COM Yardage: 1.75
Freight Class: 150
Product Weight (lbs.): 53
Cubic Feet Per Carton: 9.25



ADJUSTMENTS
(1) Tilt tension
(2) Pneumatic seat height
(3) Back angle
(6) Back height
(9) Chair tilt lock
(5B) Knee-tilt action

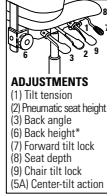
Ergonomic Features:
A, B, C, D, G, H, J, M, N, Q

MODEL#	1	2	3	4	5	6	7	8	9	10	11	12
3140-2	1067	1109	1144	1194	1265	1290	1354	1474	1530	1643	1793	1982

OVERALL DIMENSIONS			SEAT DIMENSIONS			BACK DIMENSIONS	
W	D	H	W	D	H	W	H
26	24	40	20	18	16-20	18.5	22.5-25



HB Multi - Tilter
COM Yardage: 1.75
Freight Class: 150
Product Weight (lbs.): 49
Cubic Feet Per Carton: 9.25




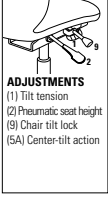


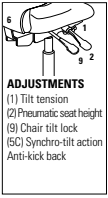


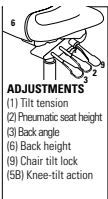


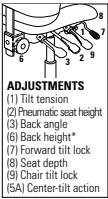


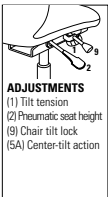

ADJUSTMENTS
(1) Tilt tension
(2) Pneumatic seat height
(3) Back angle
(6) Back height*
(7) Forward tilt lock
(8) Seat depth
(9) Chair tilt lock
(5A) Center-tilt action


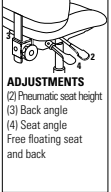


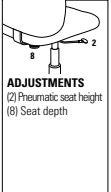


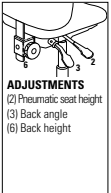



Ergonomic Features:
A, B, C, D, E, F, G, H, M, N, Q, S


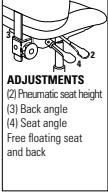


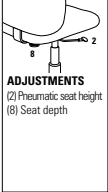


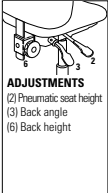


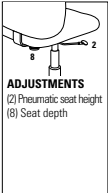


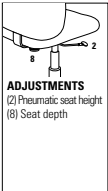

MODEL#	1	2	3	4	5	6	7	8	9	10	11	12
3140-3	972	1014	1048	1098	1171	1196	1260	1379	1436	1548	1699	1887

OVERALL DIMENSIONS			SEAT DIMENSIONS			BACK DIMENSIONS	
W	D	H	W	D	H	W	H
26	25	41	20	18	16.5-20.5	18.5	22.5-25



DESCRIPTION	FEATURES	MODEL#	STANDARD FABRIC GRADES													
			1	2	3	4	5	6	7	8	9	10	11	12		
 <p>HB Tilter COM Yardage: 1.75 Freight Class: 150 Product Weight (lbs.): 47 Cubic Feet Per Carton: 9.25</p>	 <p>ADJUSTMENTS (1) Tilt tension (2) Pneumatic seat height (9) Chair tilt lock (5A) Center-tilt action</p>	<p>Ergonomic Features: A, B, C, H, M, N, Q, S</p>	<p>RTA 2 </p>	3140-4	884	926	959	1010	1081	1106	1170	1289	1346	1459	1609	1797
				OVERALL DIMENSIONS			SEAT DIMENSIONS			BACK DIMENSIONS						
				W	D	H	W	D	H	W	H					
				26	25	40	20	18	16-20	18.5	23					
 <p>LB Synchro - Tilter w/Back Angle Adjustment COM Yardage: 1.75 Freight Class: 150 Product Weight (lbs.): 47 Cubic Feet Per Carton: 9.25</p>	 <p>ADJUSTMENTS (1) Tilt tension (2) Pneumatic seat height (9) Chair tilt lock (5C) Synchro-tilt action Anti-kick back</p>	<p>Ergonomic Features: A, B, C, D, E, G, H, L, M, N, Q</p>	<p>RTA 2 </p>	3141-0	887	921	952	996	1056	1079	1132	1236	1284	1379	1508	1671
				OVERALL DIMENSIONS			SEAT DIMENSIONS			BACK DIMENSIONS						
				W	D	H	W	D	H	W	H					
				26	24	37	20	18	16-20	18.5	19.5-22					
 <p>LB Knee - Tilter COM Yardage: 1.50 Freight Class: 150 Product Weight (lbs.): 52 Cubic Feet Per Carton: 9.25</p>	 <p>ADJUSTMENTS (1) Tilt tension (2) Pneumatic seat height (3) Back angle (6) Back height (9) Chair tilt lock (5B) Knee-tilt action</p>	<p>Ergonomic Features: A, B, C, D, G, H, J, M, N, Q</p>	<p>RTA 2 </p>	3141-2	962	1000	1028	1072	1132	1155	1210	1311	1360	1457	1585	1748
				OVERALL DIMENSIONS			SEAT DIMENSIONS			BACK DIMENSIONS						
				W	D	H	W	D	H	W	H					
				26	24	36	20	18	16-20	18.5	18-20.5					
 <p>LB Multi - Tilter COM Yardage: 1.50 Freight Class: 150 Product Weight (lbs.): 47 Cubic Feet Per Carton: 9.25</p>	 <p>ADJUSTMENTS (1) Tilt tension (2) Pneumatic seat height (3) Back angle (6) Back height (7) Forward tilt lock (8) Seat depth (9) Chair tilt lock (5A) Center-tilt action</p>	<p>Ergonomic Features: A, B, C, D, E, F, G, H, M, N, Q, S</p>	<p>RTA 2 </p>	3141-3	887	921	952	996	1056	1079	1132	1236	1284	1379	1508	1671
				OVERALL DIMENSIONS			SEAT DIMENSIONS			BACK DIMENSIONS						
				W	D	H	W	D	H	W	H					
				26	24	37	20	18	16.5-20.5	18.5	19-21.5					
 <p>LB Tilter COM Yardage: 1.50 Freight Class: 150 Product Weight (lbs.): 41 Cubic Feet Per Carton: 9.25</p>	 <p>ADJUSTMENTS (1) Tilt tension (2) Pneumatic seat height (9) Chair tilt lock (5A) Center-tilt action</p>	<p>Ergonomic Features: A, B, C, H, M, N, Q, S</p>	<p>RTA 2 </p>	3141-4	799	838	872	920	984	1006	1044	1234	1310	1387	1420	1583
				OVERALL DIMENSIONS			SEAT DIMENSIONS			BACK DIMENSIONS						
				W	D	H	W	D	H	W	H					
				26	27	36	20	18	16.5-20.5	18.5	19					

DESCRIPTION	FEATURES	MODEL#	STANDARD FABRIC GRADES											
			1	2	3	4	5	6	7	8	9	10	11	12
 LB Operator w/Arms COM Yardage: 1.50 Freight Class: 150 Product Weight (lbs.): 41 Cubic Feet Per Carton: 9.25	 ADJUSTMENTS (2) Pneumatic seat height (3) Back angle (4) Seat angle Free floating seat and back	3141-5	838	874	904	946	1008	1029	1083	1186	1236	1331	1460	1622
			OVERALL DIMENSIONS			SEAT DIMENSIONS			BACK DIMENSIONS					
			W	D	H	W	D	H	W	H				
			26	27	36	20	18	17-22	18.5	18-20				
	Ergonomic Features: C, E, H, M, N, Q	RTA 2												
 LB Task w/Arms COM Yardage: 1.50 Freight Class: 150 Product Weight (lbs.): 37 Cubic Feet Per Carton: 9.25	 ADJUSTMENTS (2) Pneumatic seat height (8) Seat depth	3141-6	687	724	753	797	858	880	934	1037	1086	1180	1309	1471
			OVERALL DIMENSIONS			SEAT DIMENSIONS			BACK DIMENSIONS					
			W	D	H	W	D	H	W	H				
			26	26	37	20	18	17-22	18.5	19.5-22				
	Ergonomic Features: C, E, H, M, N, Q	RTA 2												
 LB Posture Task w/Arms COM Yardage: 1.50 Freight Class: 150 Product Weight (lbs.): 42 Cubic Feet Per Carton: 9.25	 ADJUSTMENTS (2) Pneumatic seat height (3) Back angle (6) Back height	3141-7	807	845	874	917	978	1001	1054	1157	1206	1303	1432	1594
			OVERALL DIMENSIONS			SEAT DIMENSIONS			BACK DIMENSIONS					
			W	D	H	W	D	H	W	H				
			26	25	37	20	18	17-22	18.5	19				
	Ergonomic Features: C, D, G, H, M, N, Q	RTA 2												
 Armchair COM Yardage: 1.50 Freight Class: 250 Product Weight (lbs.): 37 Cubic Feet Per Carton: 10		3142	755	793	822	865	926	948	1002	1105	1153	1249	1378	1541
			OVERALL DIMENSIONS			SEAT DIMENSIONS			BACK DIMENSIONS					
			W	D	H	W	D	H	W	H				
			26	26	37	20	18	18	18.5	19				
	Ergonomic Features: M, N	RTA 2												
 Side Chair COM Yardage: 1.50 Freight Class: 250 Product Weight (lbs.): 34 Cubic Feet Per Carton: 10		3143	605	641	669	712	775	797	850	955	1002	1097	1226	1389
			OVERALL DIMENSIONS			SEAT DIMENSIONS			BACK DIMENSIONS					
			W	D	H	W	D	H	W	H				
			20	26	37	20	18	18	18.5	19				
	Ergonomic Features: M, N	RTA 2												

DESCRIPTION	FEATURES	MODEL#	STANDARD FABRIC GRADES											
 <p>LB Operator Armless COM Yardage: 1.50 Freight Class: 150 Product Weight (lbs.): 37 Cubic Feet Per Carton: 9.25</p>	 <p>ADJUSTMENTS (2) Pneumatic seat height (3) Back angle (4) Seat angle Free floating seat and back.</p>		1	2	3	4	5	6	7	8	9	10	11	12
		3147-5	710	749	777	820	881	904	958	1060	1109	1204	1333	1496
		OVERALL DIMENSIONS W D H			SEAT DIMENSIONS W D H			BACK DIMENSIONS W H						
			20	25	36	20	18	17-22	18.5	18-20				
			Ergonomic Features: C, D, F, G, H, M, N, S		RTA 2									
 <p>LB Task Armless COM Yardage: 1.50 Freight Class: 250 Product Weight (lbs.): 30 Cubic Feet Per Carton: 9.25</p>	 <p>ADJUSTMENTS (2) Pneumatic seat height (8) Seat depth</p>		1	2	3	4	5	6	7	8	9	10	11	12
		3147-6	559	595	623	667	729	751	804	908	957	1051	1180	1343
		OVERALL DIMENSIONS W D H			SEAT DIMENSIONS W D H			BACK DIMENSIONS W H						
			20	26	39	20	18	16-21	18.5	18-20.5				
			Ergonomic Features: C, E, M, N		RTA 2									
 <p>LB Posture Task Armless COM Yardage: 1.50 Freight Class: 250 Product Weight (lbs.): 35 Cubic Feet Per Carton: 9.25</p>	 <p>ADJUSTMENTS (2) Pneumatic seat height (3) Back angle (6) Back height</p>		1	2	3	4	5	6	7	8	9	10	11	12
		3147-7	681	719	749	791	851	874	930	1030	1080	1175	1305	1466
		OVERALL DIMENSIONS W D H			SEAT DIMENSIONS W D H			BACK DIMENSIONS W H						
			20	25	37	20	18	16-21	18.5	18-20.5				
			Ergonomic Features: C, D, G, M, N		RTA 2									
 <p>Drafting Stool - Task w/Arms COM Yardage: 1.50 Freight Class: 150 Product Weight (lbs.): 42 Cubic Feet Per Carton: 9.25</p>	 <p>ADJUSTMENTS (2) Pneumatic seat height (8) Seat depth</p>		1	2	3	4	5	6	7	8	9	10	11	12
		3148-6	962	1000	1028	1072	1132	1155	1210	1311	1360	1457	1585	1748
		OVERALL DIMENSIONS W D H			SEAT DIMENSIONS W D H			BACK DIMENSIONS W H						
			26	27	46	20	18	23-31	18.5	19				
			Ergonomic Features: C, E, H, M, N, Q		RTA 1									
 <p>Drafting Stool - Task Armless COM Yardage: 1.50 Freight Class: 250 Product Weight (lbs.): 35 Cubic Feet Per Carton: 9.25</p>	 <p>ADJUSTMENTS (2) Pneumatic seat height (8) Seat depth</p>		1	2	3	4	5	6	7	8	9	10	11	12
		3149-6	832	869	897	941	1002	1025	1079	1181	1232	1326	1456	1617
		OVERALL DIMENSIONS W D H			SEAT DIMENSIONS W D H			BACK DIMENSIONS W H						
			20	27	46	20	18	23-31	18.5	19				
			Ergonomic Features: C, E, M, N		RTA 1									

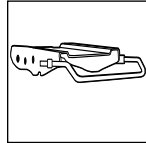
MALLORCA™



model 2780-3 (3P)



model 2780-3 (3P)



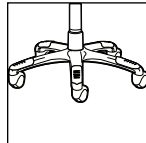
Multi-Depth Mechanism
Seat depth option is available on multi-tilter models. (see notes for more details)



model 2780-4 (3P)



model 2781-3



Optional Base
Polished Aluminum base with black scuff tips. Specify "B2". Add \$110.00.

STANDARD FEATURES

- Contoured seat and tapered back with built-in lumbar support.
- Standard with adjustable height, urethane "waterfall edge" arms (3P) in Black Only.
- All models are standard with a five-legged, injection molded "spider" base.
- Base and frame are available in Black (BK) Only.
- C65 casters are standard.
- Additional Knee Tilter models now available, Please contact a Global Sales Representative for further information.
- Standard when chair is ordered with adjustable height arms. Allows each arm to move outward an Additional 2" (for a total of 4" extra seat width) and locks with the use of an easy to maneuver lever.

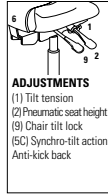
OPTIONAL FEATURES

- Optional ballistic nylon outer back fabric available. Resistant to impact damage. Available in Black Only (BKB). Add \$13.00.
- Optional Black base with chrome footring. Specify "B3". Add \$80.00.
- Optional Polished Aluminum base with black scuff tips. Specify "B2". Add \$110.00.
- Available with back edge vinyl bumper guard option (VBG). Add \$16.00.
- Please refer to "Arms Selection" section of the price book for arm options.
- Please refer to the "Casters Selection" section of the price book for caster options. Optional casters may be priced higher than the standard casters for your chair and the difference will be charged. Lower priced optional casters will not be credited.
- Please specify C65R for hard surface flooring. Add \$47.00.
- For availability of chair series in Vinyl, please contact a Global Sales Representative.
- Not available in Leather.
- For fully assembled in box, please specify SU. Add \$50.00.

DESCRIPTION FEATURES MODEL# STANDARD FABRIC GRADES



HB Synchro - Tilter w/Back Angle Adjustment
COM Yardage: 2
Freight Class: 150
Product Weight (lbs.): 55
Cubic Feet Per Carton: 10.50



ADJUSTMENTS
(1) Tilt tension
(2) Pneumatic seat height
(9) Chair tilt lock
(5C) Synchro-tilt action
Anti-kick back

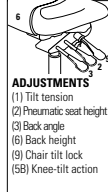
Ergonomic Features:
A, B, C, D, H, L, M, N, Q

MODEL#	1	2	3	4	5	6	7	8	9	10	11	12
2780-0	864	913	950	1009	1091	1122	1193	1330	1395	1521	1695	1909

OVERALL DIMENSIONS			SEAT DIMENSIONS			BACK DIMENSIONS	
W	D	H	W	D	H	W	H
25	26	41.5	20.5	18	17-21	20.5	16.5-19.5



HB Knee - Tilter
COM Yardage: 2
Freight Class: 150
Product Weight (lbs.): 57
Cubic Feet Per Carton: 10.25



ADJUSTMENTS
(1) Tilt tension
(2) Pneumatic seat height
(3) Back angle
(6) Back height
(9) Chair tilt lock
(5B) Knee-tilt action

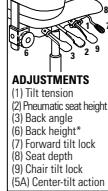
Ergonomic Features:
A, B, C, D, G, H, J, M, N, Q

MODEL#	1	2	3	4	5	6	7	8	9	10	11	12
2780-2	974	1024	1063	1122	1205	1236	1308	1447	1514	1644	1819	2039

OVERALL DIMENSIONS			SEAT DIMENSIONS			BACK DIMENSIONS	
W	D	H	W	D	H	W	H
25	26	41.5	20	18-20.5	19.5-23.5	20.5	20.5-22.5



HB Multi - Tilter
COM Yardage: 2
Freight Class: 150
Product Weight (lbs.): 57
Cubic Feet Per Carton: 10.50




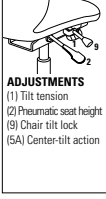


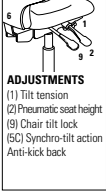


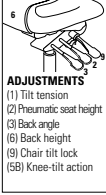


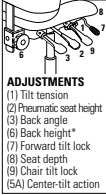


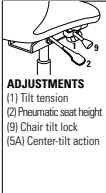

ADJUSTMENTS
(1) Tilt tension
(2) Pneumatic seat height
(3) Back angle
(6) Back height*
(7) Forward tilt lock
(8) Seat depth
(9) Chair tilt lock
(5A) Center-tilt action


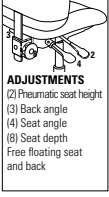


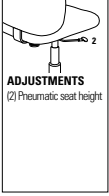

Ergonomic Features:
A, B, C, D, E, F, G, H, M, N, Q

MODEL#	1	2	3	4	5	6	7	8	9	10	11	12
2780-3	864	913	950	1009	1091	1122	1193	1330	1395	1521	1695	1909

OVERALL DIMENSIONS			SEAT DIMENSIONS			BACK DIMENSIONS	
W	D	H	W	D	H	W	H
25	26	41.5	20	18-20.5	19.5-23.5	20.5	20.5-22.5



DESCRIPTION	FEATURES	MODEL#	STANDARD FABRIC GRADES												
			1	2	3	4	5	6	7	8	9	10	11	12	
 <p>HB Tilter COM Yardage: 2 Freight Class: 150 Product Weight (lbs.): 54 Cubic Feet Per Carton: 10.50</p>	 <p>ADJUSTMENTS (1) Tilt tension (2) Pneumatic seat height (9) Chair tilt lock (5A) Center-tilt action</p>	2780-4	776	824	863	919	1002	1032	1103	1240	1307	1434	1606	1820	
		OVERALL DIMENSIONS			SEAT DIMENSIONS			BACK DIMENSIONS							
		W	D	H	W	D	H	W	H						
		25	26	41	20	18	18.5-22.5	20.5	20.5-22.5						
	Ergonomic Features: A, B, C, D, H, M, N, Q, S	RTA 2													
 <p>MB Synchro - Tilter w/Back Angle Adjustment COM Yardage: 1.75 Freight Class: 150 Product Weight (lbs.): 53 Cubic Feet Per Carton: 10.50</p>	 <p>ADJUSTMENTS (1) Tilt tension (2) Pneumatic seat height (9) Chair tilt lock (5C) Synchro-tilt action Anti-kick back</p>	2781-0	809	851	887	936	1009	1034	1097	1218	1275	1387	1536	1725	
		OVERALL DIMENSIONS			SEAT DIMENSIONS			BACK DIMENSIONS							
		W	D	H	W	D	H	W	H						
		25	26	37.5	20.5	18	17-21	20.5	16.5-19.5						
	Ergonomic Features: A, B, C, D, H, L, M, N, Q	RTA 2													
 <p>MB Knee - Tilter COM Yardage: 2 Freight Class: 150 Product Weight (lbs.): 55 Cubic Feet Per Carton: 10.25</p>	 <p>ADJUSTMENTS (1) Tilt tension (2) Pneumatic seat height (3) Back angle (6) Back height (9) Chair tilt lock (5B) Knee-tilt action</p>	2781-2	919	969	1008	1067	1151	1181	1254	1393	1460	1590	1766	1986	
		OVERALL DIMENSIONS			SEAT DIMENSIONS			BACK DIMENSIONS							
		W	D	H	W	D	H	W	H						
		25	26	37.5	20.5	18-20.5	19.5-23.5	20.5	16.5-19.5						
	Ergonomic Features: A, B, C, D, G, H, J, M, N, Q	RTA 2													
 <p>MB Multi - Tilter COM Yardage: 1.75 Freight Class: 150 Product Weight (lbs.): 55 Cubic Feet Per Carton: 10.50</p>	 <p>ADJUSTMENTS (1) Tilt tension (2) Pneumatic seat height (3) Back angle (6) Back height (7) Forward tilt lock (8) Seat depth (9) Chair tilt lock (5A) Center-tilt action</p>	2781-3	809	851	887	936	1009	1034	1097	1218	1275	1387	1536	1725	
		OVERALL DIMENSIONS			SEAT DIMENSIONS			BACK DIMENSIONS							
		W	D	H	W	D	H	W	H						
		25	26	37.5	20.5	18-20.5	19.5-23.5	20.5	16.5-19.5						
	Ergonomic Features: A, B, C, D, E, F, G, H, M, N, Q, S	RTA 2													
 <p>MB Tilter COM Yardage: 1.75 Freight Class: 150 Product Weight (lbs.): 52 Cubic Feet Per Carton: 10.50</p>	 <p>ADJUSTMENTS (1) Tilt tension (2) Pneumatic seat height (9) Chair tilt lock (5A) Center-tilt action</p>	2781-4	721	761	797	846	918	943	1008	1127	1183	1297	1446	1634	
		OVERALL DIMENSIONS			SEAT DIMENSIONS			BACK DIMENSIONS							
		W	D	H	W	D	H	W	H						
		25	26	37	20.5	18	18.5-22.5	20.5	16.5-19.5						
	Ergonomic Features: A, B, C, D, H, M, N, Q, S	RTA 2													

DESCRIPTION	FEATURES	MODEL#	STANDARD FABRIC GRADES													
			1	2	3	4	5	6	7	8	9	10	11	12		
 <p>MB Task Armless COM Yardage: 1.75 Freight Class: 250 Product Weight (lbs.): 36 Cubic Feet Per Carton: 9.25</p>	 <p>ADJUSTMENTS (2) Pneumatic seat height (3) Back angle (4) Seat angle (6) Seat depth Free floating seat and back</p>	2785-6	425	466	497	544	613	637	698	812	866	973	1116	1295		
			OVERALL DIMENSIONS			SEAT DIMENSIONS			BACK DIMENSIONS							
			W	D	H	W	D	H	W	H						
			20.5	26	37	20.5	18	17.5-21.5	20.5	19						
			RTA 2													
 <p>LB Drafting Task w/ SSU Arms COM Yardage: 1.75 Freight Class: 150 Product Weight (lbs.): 50 Cubic Feet Per Carton: 9.25</p>	 <p>ADJUSTMENTS (2) Pneumatic seat height</p>	2788-6	880	920	957	1006	1079	1103	1168	1287	1344	1457	1606	1794		
			OVERALL DIMENSIONS			SEAT DIMENSIONS			BACK DIMENSIONS							
			W	D	H	W	D	H	W	H						
			25	26	48.5	20.5	17-18	24.5-34.5	20.5	19						
			RTA 2													

MAX™



model 5380-4 (TUN)



model 5382 (BK)




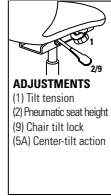

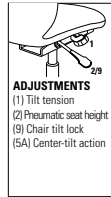


Optional Base
Arched aluminum base available on models 5380-4 and 5381-4. Specify "B5". Add \$110.00.

STANDARD FEATURES

- Contoured cushions provide excellent lumbar back support.
- All models (except armchair style) are standard with a five-legged, arched metal base.
- Base and frame are standard with a Tungsten colored finish (TUN).
- SSU sculpted armcaps in Black Only.
- C65 casters are standard.
- Model 5382 is standard with anti-tip glides.
- Base and frame available in Black finish (BK). No Charge. Please Specify.

OPTIONAL FEATURES

- Please refer to the "Casters Selection" section of the price book for caster options. Optional casters may be priced higher than the standard casters for your chair and the difference will be charged. Lower priced optional casters will not be credited.
- For hard surface flooring casters, specify C65R and Add \$47.00
- For availability of chair series in Vinyl please contact a Global Sales Representative.
- For fully assembled in box, please specify SU. Add \$50.00.

DESCRIPTION	FEATURES	MODEL#	STANDARD FABRIC GRADES																										
			1	2	3	4	5	6	7	8	9	10	11	12															
 <p>HB Tilter COM Yardage: 1.75 Freight Class: 250 Product Weight (lbs.): 38 Cubic Feet Per Carton: 11.75</p>	 <p>ADJUSTMENTS (1) Tilt tension (2) Pneumatic seat height (9) Chair tilt lock (5A) Center-tilt action</p>	<p>Ergonomic Features: A, B, C, M, N, S</p>	<table border="1"> <tr> <td>5380-4</td> <td>495</td> <td>538</td> <td>570</td> <td>621</td> <td>694</td> <td>719</td> <td>781</td> <td>903</td> <td>959</td> <td>1071</td> <td>1221</td> <td>1410</td> </tr> </table>												5380-4	495	538	570	621	694	719	781	903	959	1071	1221	1410		
			5380-4	495	538	570	621	694	719	781	903	959	1071	1221	1410														
			<table border="1"> <tr> <th colspan="3">OVERALL DIMENSIONS</th> <th colspan="3">SEAT DIMENSIONS</th> <th colspan="2">BACK DIMENSIONS</th> </tr> <tr> <th>W</th> <th>D</th> <th>H</th> <th>W</th> <th>D</th> <th>H</th> <th>W</th> <th>H</th> </tr> <tr> <td>25.5</td> <td>25.5</td> <td>41</td> <td>21.5</td> <td>18</td> <td>17-21</td> <td>21</td> <td>22</td> </tr> </table>			OVERALL DIMENSIONS			SEAT DIMENSIONS			BACK DIMENSIONS		W	D	H	W	D	H	W	H	25.5	25.5	41	21.5	18	17-21	21	22
OVERALL DIMENSIONS			SEAT DIMENSIONS			BACK DIMENSIONS																							
W	D	H	W	D	H	W	H																						
25.5	25.5	41	21.5	18	17-21	21	22																						
 <p>MB Tilter COM Yardage: 1.50 Freight Class: 250 Product Weight (lbs.): 36 Cubic Feet Per Carton: 11.50</p>	 <p>ADJUSTMENTS (1) Tilt tension (2) Pneumatic seat height (9) Chair tilt lock (5A) Center-tilt action</p>	<p>Ergonomic Features: A, B, C, M, N, S</p>	<table border="1"> <tr> <td>5381-4</td> <td>467</td> <td>501</td> <td>531</td> <td>575</td> <td>635</td> <td>657</td> <td>711</td> <td>816</td> <td>864</td> <td>959</td> <td>1088</td> <td>1250</td> </tr> </table>												5381-4	467	501	531	575	635	657	711	816	864	959	1088	1250		
			5381-4	467	501	531	575	635	657	711	816	864	959	1088	1250														
			<table border="1"> <tr> <th colspan="3">OVERALL DIMENSIONS</th> <th colspan="3">SEAT DIMENSIONS</th> <th colspan="2">BACK DIMENSIONS</th> </tr> <tr> <th>W</th> <th>D</th> <th>H</th> <th>W</th> <th>D</th> <th>H</th> <th>W</th> <th>H</th> </tr> <tr> <td>25.5</td> <td>24.5</td> <td>37</td> <td>21.5</td> <td>18.5</td> <td>17-21</td> <td>21</td> <td>18</td> </tr> </table>			OVERALL DIMENSIONS			SEAT DIMENSIONS			BACK DIMENSIONS		W	D	H	W	D	H	W	H	25.5	24.5	37	21.5	18.5	17-21	21	18
OVERALL DIMENSIONS			SEAT DIMENSIONS			BACK DIMENSIONS																							
W	D	H	W	D	H	W	H																						
25.5	24.5	37	21.5	18.5	17-21	21	18																						
 <p>Armchair - Cantilever base COM Yardage: 1.50 Freight Class: 300 Product Weight (lbs.): 32 Cubic Feet Per Carton: 17.50</p>	<p>Ergonomic Features: M, N</p>	<table border="1"> <tr> <td>5382</td> <td>387</td> <td>425</td> <td>454</td> <td>497</td> <td>559</td> <td>580</td> <td>634</td> <td>736</td> <td>786</td> <td>881</td> <td>1010</td> <td>1172</td> </tr> </table>												5382	387	425	454	497	559	580	634	736	786	881	1010	1172			
		5382	387	425	454	497	559	580	634	736	786	881	1010	1172															
		<table border="1"> <tr> <th colspan="3">OVERALL DIMENSIONS</th> <th colspan="3">SEAT DIMENSIONS</th> <th colspan="2">BACK DIMENSIONS</th> </tr> <tr> <th>W</th> <th>D</th> <th>H</th> <th>W</th> <th>D</th> <th>H</th> <th>W</th> <th>H</th> </tr> <tr> <td>25.5</td> <td>26</td> <td>36.5</td> <td>21</td> <td>18</td> <td>18</td> <td>21</td> <td>18.5</td> </tr> </table>			OVERALL DIMENSIONS			SEAT DIMENSIONS			BACK DIMENSIONS		W	D	H	W	D	H	W	H	25.5	26	36.5	21	18	18	21	18.5	<p>RTA 00</p>
OVERALL DIMENSIONS			SEAT DIMENSIONS			BACK DIMENSIONS																							
W	D	H	W	D	H	W	H																						
25.5	26	36.5	21	18	18	21	18.5																						
 <p>Armchair - 4 legged COM Yardage: 1.50 Freight Class: 300 Product Weight (lbs.): 32 Cubic Feet Per Carton: 17.50</p>	<p>Ergonomic Features: M, N</p>	<table border="1"> <tr> <td>5383</td> <td>483</td> <td>521</td> <td>549</td> <td>593</td> <td>654</td> <td>677</td> <td>731</td> <td>833</td> <td>884</td> <td>977</td> <td>1106</td> <td>1267</td> </tr> </table>												5383	483	521	549	593	654	677	731	833	884	977	1106	1267			
		5383	483	521	549	593	654	677	731	833	884	977	1106	1267															
		<table border="1"> <tr> <th colspan="3">OVERALL DIMENSIONS</th> <th colspan="3">SEAT DIMENSIONS</th> <th colspan="2">BACK DIMENSIONS</th> </tr> <tr> <th>W</th> <th>D</th> <th>H</th> <th>W</th> <th>D</th> <th>H</th> <th>W</th> <th>H</th> </tr> <tr> <td>25.5</td> <td>28.5</td> <td>36.5</td> <td>21</td> <td>18</td> <td>18</td> <td>21</td> <td>18.5</td> </tr> </table>			OVERALL DIMENSIONS			SEAT DIMENSIONS			BACK DIMENSIONS		W	D	H	W	D	H	W	H	25.5	28.5	36.5	21	18	18	21	18.5	<p>RTA 00</p>
OVERALL DIMENSIONS			SEAT DIMENSIONS			BACK DIMENSIONS																							
W	D	H	W	D	H	W	H																						
25.5	28.5	36.5	21	18	18	21	18.5																						

MIRAGE™



model 2790-4



model 2791-4




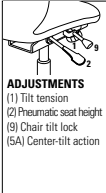

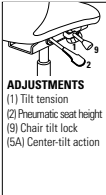
Standard with a polished aluminum loop arm with SSU armcap.

STANDARD FEATURES

- Ideal for management seating and meeting rooms, Mirage offers both function and style.
- There are no arm options for this series.
- Base and frame are standard in polished aluminum only.
- C10 carpet casters are standard.

OPTIONAL FEATURES

- For hard surface flooring casters, specify C10R and Add \$42.00
- For fully assembled in box, please specify SU. Add \$50.00.

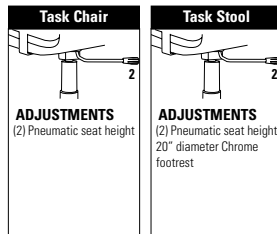
DESCRIPTION	FEATURES	MODEL#	STANDARD FABRIC GRADES												
			1	2	3	4	5	6	7	8	9	10	11	12	
 <p>HB Tilter COM Yardage: 2 Freight Class: 250 Product Weight (lbs.): 26.5 Cubic Feet Per Carton: 20.25</p>	 <p>ADJUSTMENTS (1) Tilt tension (2) Pneumatic seat height (9) Chair tilt lock (5A) Center-tilt action</p> <p>Ergonomic Features: A, B, C, M, N, S</p>	2790-4	838	885	922	979	1058	1086	1156	1289	1353	1476	1643	1852	
		2790LM-4	-	-	-	-	1059	-	-	1290	1362	1477	1653	1862	
		Leather/Mock Leather													
		OVERALL DIMENSIONS			SEAT DIMENSIONS			BACK DIMENSIONS							
W D H			W D H			W D H									
26.5 26.5 42.5			20.5 19 16-20			20.5 24.5									
			RTA 00												
 <p>MB Tilter COM Yardage: 1.75 Freight Class: 250 Product Weight (lbs.): 50 Cubic Feet Per Carton: 15.50</p>	 <p>ADJUSTMENTS (1) Tilt tension (2) Pneumatic seat height (9) Chair tilt lock (5A) Center-tilt action</p> <p>Ergonomic Features: A, B, C, M, N, S</p>	2791-4	816	857	890	939	1009	1033	1095	1211	1266	1375	1521	1704	
		2791LM-4	-	-	-	-	1009	-	-	1212	1274	1375	1528	1711	
		Leather/Mock Leather													
		OVERALL DIMENSIONS			SEAT DIMENSIONS			BACK DIMENSIONS							
W D H			W D H			W D H									
26 25.5 35.5			19 19 16-20			19.5 17									
			RTA 00												

NOVELLO



Novello is offered in three frame finishes: Black, Fog and Ivory Clouds.

STANDARD MECHANISMS



Ergonomic Features: C, M

Ergonomic Features: C, M

STANDARD FEATURES

- A revolutionary new task chair that can go anywhere - it requires no adjustments and provides exceptional comfort for any size user.
- Novello features a nylon polymer shell that flexes, allowing the seat to glide smoothly on a concealed track system. It is strong and durable, with clean lines and offers effective support.
- Chairs are molded with one-piece flexible shells; available in Black (BK), Fog Grey (FG) or Ivory Clouds (IC). Black is the base list price.
- Chairs with Black shells are standard with five prong, injection molded, fiberglass reinforced nylon Black base (B5) with (C82) dual wheel carpet casters.
- Chairs with Fog or Ivory Clouds shells are standard with a five prong, polished cast aluminum base with Black accents (BA) and black (C82) dual wheel carpet casters.
- Fog and Ivory Clouds chairs and Black models with an aluminum base come with a chrome gas cylinder.
- All models with arms are standard with Black armcaps.
- Standard with Global's high quality Soft Descent™ pneumatic lift which slowly and gently lowers the seat height of the chair making it easy to obtain the exact seat height you desire.
- Can be upholstered in any standard Global fabric, vinyl, leather or leather/mock leather combination.

OPTIONAL FEATURES

- There are no different arm options for this series.
- For Additional caster options, please refer to the Arm and Caster section.
- Optional casters may be priced higher than the standard casters for your chair and the difference will be charged. Lower priced optional casters will not be credited.


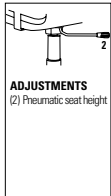
OPTION CODES

Please Add option codes in the following order:


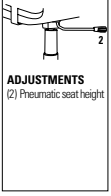
- **Model Number**
 - 6400 Chair with arms
 - 6401 Chair, armless
 - 6402 Chair with arms, fully upholstered
 - 6403 Chair, armless, fully upholstered
 - 6410 Stool with arms
 - 6411 Stool, armless
 - 6412 Stool with arms, fully upholstered
 - 6413 Stool, armless, fully upholstered
- **Fabric**
 - Specify fabric code
- **Shell/arm color**
 - (BK) Black shell..... **No Upcharge**
 - (FG) Fog shell **Add \$35.00**
 - (IC) Ivory Clouds shell **Add \$35.00**
- **Armcaps (No Upcharge)**
 - (BP) Black self-skinned urethane.
 - (FP) Fog self-skinned urethane.
 - (CP) Ivory Clouds self-skinned urethane.
- **Base**
 - (BB5) Black nylon base..... **No Upcharge**
 - (FB5) Fog nylon base..... **Add \$30.00**
 - (CB5) Ivory Clouds nylon base..... **Add \$30.00**
 - (BBA) Polished aluminum w/Black accent **Add \$50.00**
 - (FBA) Polished aluminum w/Fog accent **Add \$50.00**
 - (CBA) Polished aluminum w/Ivory Clouds accent..... **Add \$50.00**
- **Casters**
 - (C82) Black dual wheel carpet casters **No Upcharge**
 - (C82R) Black dual wheel hard floor casters **Add \$15.00**
 - (C82F) Fog dual wheel carpet casters **No Upcharge**
 - (C82FR) Fog dual wheel hard floor casters..... **Add \$15.00**
- **Seat foam**
 - (SF) Standard foam..... **No Upcharge**
 - (PF) Extra plush cushion **No Upcharge**
- **Chair Assembly**
 - (SU) Assembled in Box **\$50.00**


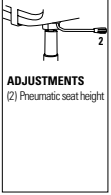
EXAMPLE OF ORDER CODE:


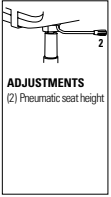
6400BK	WA50	EG	BK	AL	C9R	SU
Model Number	Fabric	Shell/Arms	Armcaps	Base	Casters	Chair Assembly


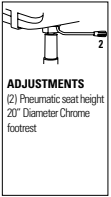
DESCRIPTION	FEATURES	MODEL#	STANDARD FABRIC GRADES													
			1	2	3	4	5	6	7	8	9	10	11	12		
 <p>Task Chair w/Arms COM Yardage: 0.75 Freight Class: 150 Product Weight (lbs.): 40 Cubic Feet Per Carton: 8.25</p>	 <p>Upholstered seat/ Polypropylene back</p> <p>Ergonomic Features: C, M</p>	6400	675	695	711	735	768	780	810	866	893	1015	1015	1103		
		OVERALL DIMENSIONS			SEAT DIMENSIONS			BACK DIMENSIONS								
		W	D	H	W	D	H	W	H							
25	22	36	18.5	18	16.5-21.5	20.5	18.5									


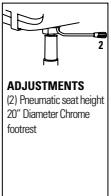
RTA 2


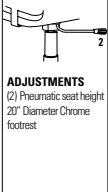

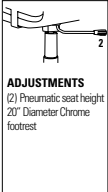
DESCRIPTION	FEATURES	MODEL#	STANDARD FABRIC GRADES											
			1	2	3	4	5	6	7	8	9	10	11	12
 <p>Armless Task Chair COM Yardage: 0.75 Freight Class: 150 Product Weight (lbs.): 35 Cubic Feet Per Carton: 6.75</p>	 <p>ADJUSTMENTS (2) Pneumatic seat height</p>	<p>6401</p>	610	630	645	668	700	715	745	792	828	951	951	1039
			OVERALL DIMENSIONS			SEAT DIMENSIONS			BACK DIMENSIONS					
			W	D	H	W	D	H	W	H				
			21.5	22	36	18.5	18	16.5-21.5	20.5	18.5				
			RTA 2											

DESCRIPTION	FEATURES	MODEL#	STANDARD FABRIC GRADES											
			1	2	3	4	5	6	7	8	9	10	11	12
 <p>Task Chair w/Arms COM Yardage: 0.75 Freight Class: 150 Product Weight (lbs.): 40 Cubic Feet Per Carton: 8.25</p>	 <p>ADJUSTMENTS (2) Pneumatic seat height</p>	<p>6402</p>	730	749	765	788	820	835	865	912	948	1071	1071	1159
			OVERALL DIMENSIONS			SEAT DIMENSIONS			BACK DIMENSIONS					
			W	D	H	W	D	H	W	H				
			25	22	36	18.5	17.5	16.5-21.5	20.5	18.5				
			RTA 2											

DESCRIPTION	FEATURES	MODEL#	STANDARD FABRIC GRADES											
			1	2	3	4	5	6	7	8	9	10	11	12
 <p>Armless Task Chair COM Yardage: 0.75 Freight Class: 150 Product Weight (lbs.): 37 Cubic Feet Per Carton: 6.75</p>	 <p>ADJUSTMENTS (2) Pneumatic seat height</p>	<p>6403</p>	670	691	706	729	761	776	806	853	889	1012	1012	1100
			OVERALL DIMENSIONS			SEAT DIMENSIONS			BACK DIMENSIONS					
			W	D	H	W	D	H	W	H				
			21.5	22	36	18.5	17.5	16.5-21.5	20.5	18.5				
			RTA 2											

DESCRIPTION	FEATURES	MODEL#	STANDARD FABRIC GRADES											
			1	2	3	4	5	6	7	8	9	10	11	12
 <p>Task Stool w/Arms COM Yardage: 0.75 Freight Class: 150 Product Weight (lbs.): 44 Cubic Feet Per Carton: 8.25</p>	 <p>ADJUSTMENTS (2) Pneumatic seat height 20" Diameter Chrome footrest</p>	<p>6410</p>	775	796	811	834	866	881	911	958	994	1117	1117	1205
			OVERALL DIMENSIONS			SEAT DIMENSIONS			BACK DIMENSIONS					
			W	D	H	W	D	H	W	H				
			25	22	46	18.5	18	24-34	20.5	18.5				
			RTA 2											

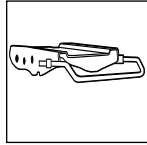
DESCRIPTION	FEATURES	MODEL#	STANDARD FABRIC GRADES											
			1	2	3	4	5	6	7	8	9	10	11	12
 <p>Armless Task Stool COM Yardage: 0.75 Freight Class: 150 Product Weight (lbs.): 39 Cubic Feet Per Carton: 8.25</p>	 <p>ADJUSTMENTS (2) Pneumatic seat height 20" Diameter Chrome footrest</p>	<p>6411</p>	710	730	745	768	800	815	845	892	928	1051	1051	1139
			OVERALL DIMENSIONS			SEAT DIMENSIONS			BACK DIMENSIONS					
			W	D	H	W	D	H	W	H				
			25	21.5	46	18.5	17.5	24-34	20.5	18.5				
			RTA 2											

DESCRIPTION	FEATURES	MODEL#	STANDARD FABRIC GRADES													
			1	2	3	4	5	6	7	8	9	10	11	12		
 <p>Task Stool w/Arms COM Yardage: 0.75 Freight Class: 150 Product Weight (lbs.): 46 Cubic Feet Per Carton: 8.25</p>	 <p>ADJUSTMENTS (2) Pneumatic seat height 20" Diameter Chrome footrest</p>	6412	830	850	866	890	923	935	965	1021	1047	1170	1170	1258		
			OVERALL DIMENSIONS			SEAT DIMENSIONS			BACK DIMENSIONS							
			W	D	H	W	D	H	W	H						
			25	22	46	18.5	18	24-34	20.5	18.5						
			RTA 2													
 <p>Armless Task Stool COM Yardage: 0.75 Freight Class: 150 Product Weight (lbs.): 39 Cubic Feet Per Carton: 8.25</p>	 <p>ADJUSTMENTS (2) Pneumatic seat height 20" Diameter Chrome footrest</p>	6413	765	785	800	823	855	870	900	947	983	1106	1106	1194		
			OVERALL DIMENSIONS			SEAT DIMENSIONS			BACK DIMENSIONS							
			W	D	H	W	D	H	W	H						
			25	21.5	46	18.5	18	24-34	20.5	18.5						
			RTA 2													

OBUSFORME®



model 4430 (TD)



Multi-Depth Mechanism
Seat depth option is available on multi-tilter models. (see notes for more details)



model 4432 (AL)



Memory Foam
Available, use code "MF" and Add \$76.00

model 4444 (KL)

STANDARD FEATURES

- Contoured seat and back with twin density molded foam.
- Standard with height and width adjustable arms with urethane amp pad (G3).
- Side activated sliding seat depth adjustment, (MD) is standard on for Mutil-Tilters and Synchro-Tilters. Provides 2" of seat depth adjustment.
- A variety of OBUSForme Computer Accessories are available to support your neck, hands, arms and feet while seated.
- OBUSForme is a ® trademark. OBUSForme® and the distinctive backrest design are registered trademarks of OBUSForme, Ltd., and are used under license.
- Vari-Width (WA) Width Adjustable Arm Extensions are standard, allowing the arms to move away from the seat by 2" on each side to allow space if desired for broader hip widths.
- All models (except armchair and side chair) are standard with a five-legged, injection molded "spider" base.
- Base and frame are available in Black (BK) Only.
- C65 casters are standard.

OPTIONAL FEATURES

- Please refer to "Arms Selection" section of the price book for arm options.
- Optional seat depth is available on models 4470 and 4472, Specify (MD). Add \$40.00
- Available with Memory Foam (MF). Add \$76.00.
- OBUSForme series available in GLOBAL fabrics: Drama, Jenny, Quilt, Sprinkle, and Urban (Grade 1) Crescent, Cumulus, Match, Imprint, Oxygen, Quantum, Renewal, Replay, and Silhouette (Grade 2), and Couture (Grade 3). Please Specify. Not available in Vinyl and Leather.
- Black base with chrome foot ring. Specify "B3". Add \$80.00.
- Please refer to the "Casters Selection" section of the price book for caster options. Optional casters may be priced higher than the standard casters for your chair and the difference will be charged. Lower priced optional casters will not be credited.
- For hard surface flooring please specify C65R. Add \$47.00.
- For fully assembled in box, please specify SU. Add \$50.00.

DESCRIPTION

FEATURES

MODEL#

STANDARD FABRIC GRADES



Lumbar Pad/Headrest
COM Yardage: .33
Freight Class: 70
Product Weight (lbs.): 1
Cubic Feet Per Carton: .50

*Fabrics are limited, See notes

	1	2	3	4	5	6	7	8	9	10	11	12
4411	33	41	48	58	73	77	87	110	123	144	173	208

4411WB

Wide back available at no extra cost (for model 4444).

OVERALL DIMENSIONS			SEAT DIMENSIONS			BACK DIMENSIONS	
W	D	H	W	D	H	W	H
9	3	5	-	-	-	-	-

RTA 00



Side Chair
COM Yardage: 1.50
Freight Class: 300
Product Weight (lbs.): 30
Cubic Feet Per Carton: 17

*Fabrics are limited, See notes

Ergonomic Features:
M, N

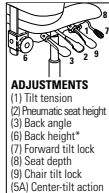
	1	2	3	4	5	6	7	8	9	10	11	12
4417	654	691	721	763	824	846	902	1003	1052	1148	1277	1438

OVERALL DIMENSIONS			SEAT DIMENSIONS			BACK DIMENSIONS	
W	D	H	W	D	H	W	H
19.5	23.75	37.5	19.5	17	17.5	18.5	21

RTA 00



HB Multi - Tilter
COM Yardage: 1.75
Freight Class: 150
Product Weight (lbs.): 55
Cubic Feet Per Carton: 10.50



ADJUSTMENTS
(1) Tilt tension
(2) Pneumatic seat height
(3) Back angle
(6) Back height*
(7) Forward tilt lock
(8) Seat depth
(9) Chair tilt lock
(SA) Center-tilt action

*Fabrics are limited, See notes


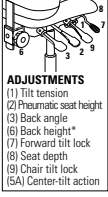


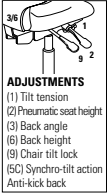


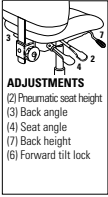


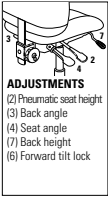

Ergonomic Features:
A, B, C, D, E, F, H, M, N, Q, R, S

	1	2	3	4	5	6	7	8	9	10	11	12
4430	1050	1097	1133	1189	1267	1295	1363	1494	1557	1678	1843	2049

OVERALL DIMENSIONS			SEAT DIMENSIONS			BACK DIMENSIONS	
W	D	H	W	D	H	W	H
23.5	23.5	53.5	19.5	17-19.5	17.5-21.5	18.75	31

RTA 2



DESCRIPTION	FEATURES	MODEL#	STANDARD FABRIC GRADES														
			1	2	3	4	5	6	7	8	9	10	11	12			
 <p>MB Multi-Tilter COM Yardage: 1.50 Freight Class: 125 Product Weight (lbs.): 56 Cubic Feet Per Carton: 9.25</p>	 <p>ADJUSTMENTS (1) Tilt tension (2) Pneumatic seat height (3) Back angle (6) Back height* (7) Forward tilt lock (8) Seat depth (9) Chair tilt lock (5A) Center-tilt action</p>	<p>4432</p>	1007	1047	1079	1126	1193	1217	1276	1388	1442	1546	1687	1863			
			OVERALL DIMENSIONS			SEAT DIMENSIONS			BACK DIMENSIONS								
			W	D	H	W	D	H	W	H							
			23.5	23.5	42.5	19.5	17-19.5	17.5-21.5	18.75	22							
<p>COM Yardage: 1.50 Freight Class: 125 Product Weight (lbs.): 56 Cubic Feet Per Carton: 9.25</p>	<p>*Fabrics are limited, See notes</p> <p>Ergonomic Features: A, B, C, D, E, G, H, M, N, Q, R, S</p>	<p>RTA 2</p> 															
			 <p>MB Synchro - Tilter w/Back Angle Adjustment COM Yardage: 1.50 Freight Class: 125 Product Weight (lbs.): 56 Cubic Feet Per Carton: 9.25</p>	 <p>ADJUSTMENTS (1) Tilt tension (2) Pneumatic seat height (3) Back angle (6) Back height (9) Chair tilt lock (5C) Synchro-tilt action Anti-kick back</p>	<p>4432-0</p>	1173	1211	1239	1283	1344	1366	1420	1522	1572	1667	1795	1959
						OVERALL DIMENSIONS			SEAT DIMENSIONS			BACK DIMENSIONS					
						W	D	H	W	D	H	W	H				
23.5	23	42.5				19.5	17-19.5	17.5-21.5	18.75	22							
<p>COM Yardage: 1.50 Freight Class: 125 Product Weight (lbs.): 56 Cubic Feet Per Carton: 9.25</p>	<p>*Fabrics are limited, See notes</p> <p>Ergonomic Features: A, B, C, D, E, G, H, L, M, N, Q, R</p>	<p>RTA 2</p> 															
			 <p>MB Operator COM Yardage: 1.50 Freight Class: 150 Product Weight (lbs.): 46 Cubic Feet Per Carton: 9.25</p>	 <p>ADJUSTMENTS (2) Pneumatic seat height (3) Back angle (4) Seat angle (7) Back height (6) Forward tilt lock</p>	<p>4442</p>	1107	1145	1173	1218	1279	1302	1354	1458	1505	1600	1729	1893
						OVERALL DIMENSIONS			SEAT DIMENSIONS			BACK DIMENSIONS					
						W	D	H	W	D	H	W	H				
23.5	22.5	43				19.5	17	17.5-22.5	18.75	22							
<p>COM Yardage: 1.50 Freight Class: 150 Product Weight (lbs.): 46 Cubic Feet Per Carton: 9.25</p>	<p>*Fabrics are limited, See notes</p> <p>Ergonomic Features: C, D, F, G, H, M, N, Q</p>	<p>RTA 2</p> 															
			 <p>MB Operator - Extra Wide Seat and Back COM Yardage: 1.50 Freight Class: 150 Product Weight (lbs.): 46 Cubic Feet Per Carton: 9.75</p>	 <p>ADJUSTMENTS (2) Pneumatic seat height (3) Back angle (4) Seat angle (7) Back height (6) Forward tilt lock</p>	<p>4444</p>	1291	1330	1358	1402	1462	1485	1540	1642	1689	1785	1916	2077
						OVERALL DIMENSIONS			SEAT DIMENSIONS			BACK DIMENSIONS					
						W	D	H	W	D	H	W	H				
26	24	44				21	17	17.5-22.5	20.25	22							
<p>COM Yardage: 1.50 Freight Class: 150 Product Weight (lbs.): 46 Cubic Feet Per Carton: 9.75</p>	<p>*Fabrics are limited, See notes</p> <p>Ergonomic Features: C, D, F, G, H, M, N, Q</p>	<p>RTA 2</p> 															

OBUSFORME® COMFORT



model 1240-3



model 1241-3



Memory Foam
Available, use code "MF" and Add \$76.00.



model 1261-3



STANDARD FEATURES

- Obusforme Comfort is the newest Addition to the Obusforme family and is recommended by chiropractors worldwide.
- Features a new elastomeric back support system that provides impressive comfortable support with no pressure points along the spine.
- Standard with height and width adjustable forward swept arms with "sliding armcaps" (G3).
- Standard with a five-legged, injection molded reinforced nylon Black spider base.
- Standard seat is dual cushion with a soft top layer and a firmly supportive lower layer.
- Sliding seat depth is standard on all Knee-Tilter and Multit-Tilter models.
- Schukra depth adjustable lumbar support for personalized back support and comfort is standard on selected models.
- C65 dual wheel carpet casters are standard.
- All models are shipped partially KD.

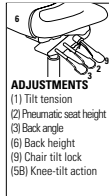
OPTIONAL FEATURES

- Optional Memory Foam (MF) seats are available. This slow release foam molds to your contour and evenly distributes body weight. Please specify. Add \$76.00.
- An optional Polished Aluminum base with scuff resistant tips is available. Please specify (ALU). Add \$110.00.
- Please refer to the "Casters Selection" section of the price book for caster options. Optional casters may be priced higher than the standard casters for your chair and the difference will be charged. Lower priced optional casters will not be credited.
- Please specify C65R for hard surface flooring. Add \$47.00
- For fully assembled in box, please specify SU. Add \$50.00

DESCRIPTION FEATURES MODEL# STANDARD FABRIC GRADES



HB Knee - Tilter
COM Yardage: 2.25
Freight Class: 125
Product Weight (lbs.): 67
Cubic Feet Per Carton: 11



ADJUSTMENTS
(1) Tilt tension
(2) Pneumatic seat height
(3) Back angle
(6) Back height
(9) Chair tilt lock
(5B) Knee-tilt action

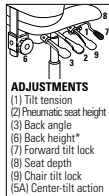
Ergonomic Features:
A, B, C, D, E, G, H, J, M, N, Q, R, U

MODEL#	1	2	3	4	5	6	7	8	9	10	11	12
1240-2	973	1033	1080	1151	1252	1288	1376	1544	1625	1781	1993	2257
1240LM-2	-	-	-	-	1344	-	-	1617	1702	1838	2046	2292
Leather/Mock Leather												
OVERALL DIMENSIONS			SEAT DIMENSIONS			BACK DIMENSIONS						
W	D	H	W	D	H	W	H					
26	25	48.5	21	17.5-20	16.5-20.5	19	27.5					

RTA 2



HB Multi - Tilter
COM Yardage: 2.25
Freight Class: 125
Product Weight (lbs.): 69
Cubic Feet Per Carton: 11



ADJUSTMENTS
(1) Tilt tension
(2) Pneumatic seat height
(3) Back angle
(6) Back height
(7) Forward tilt lock
(8) Seat depth
(9) Chair tilt lock
(5A) Center-tilt action

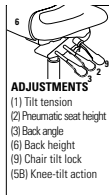
Ergonomic Features:
A, B, C, D, E, F, G., H, M, N, Q, R, S, U

MODEL#	1	2	3	4	5	6	7	8	9	10	11	12
1240-3	831	891	938	1009	1110	1146	1234	1402	1483	1639	1851	2115
1240LM-3	-	-	-	-	1238	-	-	1511	1595	1732	1940	2186
Leather/Mock Leather												
OVERALL DIMENSIONS			SEAT DIMENSIONS			BACK DIMENSIONS						
W	D	H	W	D	H	W	H					
26	25	48	21	17.5-20	16-20	19	27					

RTA 2



MB Knee - Tilter
COM Yardage: 2
Freight Class: 125
Product Weight (lbs.): 67
Cubic Feet Per Carton: 10.50


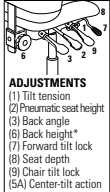


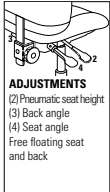


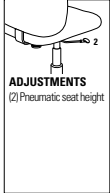


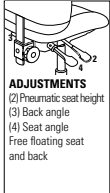


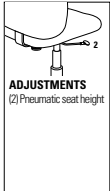





ADJUSTMENTS
(1) Tilt tension
(2) Pneumatic seat height
(3) Back angle
(6) Back height
(9) Chair tilt lock
(5B) Knee-tilt action



Ergonomic Features:
A, B, C, D, E, G, H, J, M, N, Q, R, U


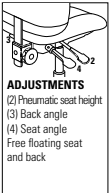

MODEL#	1	2	3	4	5	6	7	8	9	10	11	12
1241-2	933	986	1028	1091	1181	1213	1291	1441	1512	1651	1839	2074
1241LM-2	-	-	-	-	1210	-	-	1452	1527	1648	1832	2051
Leather/Mock Leather												
OVERALL DIMENSIONS			SEAT DIMENSIONS			BACK DIMENSIONS						
W	D	H	W	D	H	W	H					
26	25	44.5	21	17.5-20	16.5-20.5	19.5	22-27.5					


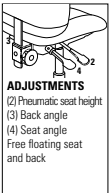

RTA 2


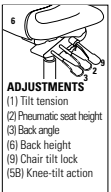

DESCRIPTION	FEATURES	MODEL#	STANDARD FABRIC GRADES											
			1	2	3	4	5	6	7	8	9	10	11	12
 <p>MB Multi -Tilter COM Yardage: 2 Freight Class: 125 Product Weight (lbs.): 67 Cubic Feet Per Carton: 10.50</p>	 <p>ADJUSTMENTS (1) Tilt tension (2) Pneumatic seat height (3) Back angle (6) Back height* (7) Forward tilt lock (8) Seat depth (9) Chair tilt lock (5A) Center-tilt action</p>		1	2	3	4	5	6	7	8	9	10	11	12
		1241-3	789	842	884	947	1037	1069	1147	1297	1368	1507	1695	1930
		1241LM-3	-	-	-	-	1101	-	-	1332	1404	1520	1695	1903
		Leather/Mock Leather			OVERALL DIMENSIONS			SEAT DIMENSIONS			BACK DIMENSIONS			
			W	D	H	W	D	H	W	H				
			26	25	44	21	17.5-20	16-20	19.5	22				
	Ergonomic Features: A, B, C, D, E, F, G, H, M, N, Q, R, S, U	RTA 2												
 <p>LB Operator COM Yardage: 1.75 Freight Class: 150 Product Weight (lbs.): 52 Cubic Feet Per Carton: 10.50</p>	 <p>ADJUSTMENTS (2) Pneumatic seat height (3) Back angle (4) Seat angle Free floating seat and back</p>		1	2	3	4	5	6	7	8	9	10	11	12
		1244-5	774	820	857	913	991	1019	1087	1218	1281	1402	1567	1773
		1244LM-5	-	-	-	-	1021	-	-	1235	1300	1405	1566	1759
		Leather/Mock Leather			OVERALL DIMENSIONS			SEAT DIMENSIONS			BACK DIMENSIONS			
			W	D	H	W	D	H	W	H				
			26	25	38	21	17.5	16.5-20.5	19.5	19-24.25				
	Ergonomic Features: C, D, H, M, N, Q, R, S, U	RTA 2												
 <p>LB Task COM Yardage: 1.75 Freight Class: 150 Product Weight (lbs.): 47 Cubic Feet Per Carton: 10.50</p>	 <p>ADJUSTMENTS (2) Pneumatic seat height</p>		3	*4	5	*6	7	8	9	10	11	12	13	14
		1244-6	672	719	755	811	889	917	985	1116	1179	1300	1465	1671
		1244LM-6	-	-	-	-	918	-	-	1132	1197	1304	1463	1656
		Leather/Mock Leather			OVERALL DIMENSIONS			SEAT DIMENSIONS			BACK DIMENSIONS			
			W	D	H	W	D	H	W	H				
			26	25	38.5	21	16.5-19	17-22	19.5	19.5				
	Ergonomic Features: C, E, H, M, N, Q, R, U	RTA 2												
 <p>LB Operator - Armless COM Yardage: 1.75 Freight Class: 150 Product Weight (lbs.): 46 Cubic Feet Per Carton: 10.50</p>	 <p>ADJUSTMENTS (2) Pneumatic seat height (3) Back angle (4) Seat angle Free floating seat and back</p>		1	2	3	4	5	6	7	8	9	10	11	12
		1245-5	765	811	848	904	982	1010	1078	1209	1272	1393	1558	1764
		1245LM-5	-	-	-	-	884	-	-	1096	1161	1267	1427	1620
		Leather/Mock Leather			OVERALL DIMENSIONS			SEAT DIMENSIONS			BACK DIMENSIONS			
			W	D	H	W	D	H	W	H				
			1.75	25	38	21	17.5	16.5-20.5	19.5	19-24.25				
	Ergonomic Features: C, D, F, G, M, N, S, U	RTA 2												
 <p>LB Task - Armless COM Yardage: 1.75 Freight Class: 250 Product Weight (lbs.): 41 Cubic Feet Per Carton: 10.50</p>	 <p>ADJUSTMENTS (2) Pneumatic seat height</p>		1	2	3	4	5	6	7	8	9	10	11	12
		1245-6	533	580	616	672	750	778	846	977	1040	1161	1326	1532
		1245LM-6	-	-	-	-	780	-	-	994	1059	1166	1326	1518
		Leather/Mock Leather			OVERALL DIMENSIONS			SEAT DIMENSIONS			BACK DIMENSIONS			
			W	D	H	W	D	H	W	H				
			21	25	38.5	21	16.5-18	17-22	19.5	19.5				
	Ergonomic Features: C, E, M, N	RTA 2												


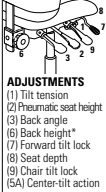


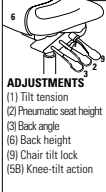


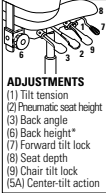

DESCRIPTION	FEATURES	MODEL#	STANDARD FABRIC GRADES												
			1	2	3	4	5	6	7	8	9	10	11	12	
 Armchair - Sled Base COM Yardage: 1.75 Freight Class: 250 Product Weight (lbs.): 35 Cubic Feet Per Carton: 10	Ergonomic Features: M, N	RTA 2 	1246	508	552	587	637	711	736	801	922	982	1095	1249	1441
			1246LM	-	-	-	-	710	-	-	922	988	1095	1256	1447
			OVERALL DIMENSIONS			SEAT DIMENSIONS			BACK DIMENSIONS						
			W D H			W D H			W H						
			21 24 38			21 18 18			20 20.5						

 Armchair - Sled Base COM Yardage: 1.75 Freight Class: 150 Product Weight (lbs.): 40 Cubic Feet Per Carton: 10	Ergonomic Features: M, N	RTA 2 	1247	668	712	747	798	871	897	961	1083	1142	1256	1410	1600
			1247LM	-	-	-	-	870	-	-	1083	1149	1256	1415	1608
			OVERALL DIMENSIONS			SEAT DIMENSIONS			BACK DIMENSIONS						
			W D H			W D H			W H						
			24.5 24 38			21 18 18			20 20.5						

 Operator Drafting Stool - Armless COM Yardage: 1.75 Freight Class: 150 Product Weight (lbs.): 49 Cubic Feet Per Carton: 10.50	 ADJUSTMENTS (2) Pneumatic seat height (3) Back angle (4) Seat angle Free floating seat and back.	RTA 2 	1248-5	828	875	911	967	1045	1073	1141	1272	1335	1456	1621	1827
			1248LM-5	-	-	-	-	1074	-	-	1287	1353	1459	1619	1811
			OVERALL DIMENSIONS			SEAT DIMENSIONS			BACK DIMENSIONS						
			W D H			W D H			W H						
			21 25 48			21 17.5 23.5-33.5			19.5 19-24.25						

 Operator Drafting Stool COM Yardage: 1.75 Freight Class: 150 Product Weight (lbs.): 54 Cubic Feet Per Carton: 10.50	 ADJUSTMENTS (2) Pneumatic seat height (3) Back angle (4) Seat angle Free floating seat and back.	RTA 2 	1249-5	965	1012	1048	1104	1182	1210	1278	1409	1472	1593	1758	1964
			1249LM-5	-	-	-	-	1212	-	-	1424	1490	1596	1756	1948
			OVERALL DIMENSIONS			SEAT DIMENSIONS			BACK DIMENSIONS						
			W D H			W D H			W H						
			26 25 48			21 17.5 23.5-33.5			19.5 19-24.25						

 HB Knee - Tilter w/Schukra COM Yardage: 2.25 Freight Class: 125 Product Weight (lbs.): 67 Cubic Feet Per Carton: 11	 ADJUSTMENTS (1) Tilt tension (2) Pneumatic seat height (3) Back angle (6) Back height (8) Chair tilt lock (5B) Knee-tilt action	RTA 2 	1260-2	1083	1143	1190	1261	1362	1398	1486	1654	1735	1891	2103	2367
			1260LM-2	-	-	-	-	1453	-	-	1726	1811	1947	2155	2402
			OVERALL DIMENSIONS			SEAT DIMENSIONS			BACK DIMENSIONS						
			W D H			W D H			W H						
			26 25 48.5			21 17.5-20 16.5-20.5			19.5 27-32.25						

DESCRIPTION	FEATURES	MODEL#	STANDARD FABRIC GRADES																																	
			1	2	3	4	5	6	7	8	9	10	11	12																						
 <p>HB Multi -Tilter w/Schukra COM Yardage: 2.25 Freight Class: 125 Product Weight (lbs.): 69 Cubic Feet Per Carton: 11</p>	 <p>ADJUSTMENTS (1) Tilt tension (2) Pneumatic seat height (3) Back angle (6) Back height* (7) Forward tilt lock (8) Seat depth (9) Chair tilt lock (5A) Center-tilt action</p>																																			
		1260-3	941	1001	1048	1119	1220	1256	1344	1512	1593	1749	1961	2225																						
		1260LM-3	-	-	-	-	1348	-	-	1620	1705	1841	2049	2295																						
		Leather/Mock Leather																																		
		<table border="1"> <thead> <tr> <th colspan="3">OVERALL DIMENSIONS</th> <th colspan="3">SEAT DIMENSIONS</th> <th colspan="2">BACK DIMENSIONS</th> </tr> <tr> <th>W</th><th>D</th><th>H</th> <th>W</th><th>D</th><th>H</th> <th>W</th><th>H</th> </tr> </thead> <tbody> <tr> <td>26</td><td>25</td><td>48</td> <td>21</td><td>17.5-20</td><td>16-20</td> <td>19.5</td><td>27-32.25</td> </tr> </tbody> </table>	OVERALL DIMENSIONS			SEAT DIMENSIONS			BACK DIMENSIONS		W	D	H	W	D	H	W	H	26	25	48	21	17.5-20	16-20	19.5	27-32.25										
OVERALL DIMENSIONS			SEAT DIMENSIONS			BACK DIMENSIONS																														
W	D	H	W	D	H	W	H																													
26	25	48	21	17.5-20	16-20	19.5	27-32.25																													
<p>Ergonomic Features: A, B, C, D, E, F, G, H, M, N, Q, R, S, U, V</p> <p>RTA 2 </p>																																				
 <p>MB Knee - Tilter w/Schukra COM Yardage: 2 Freight Class: 125 Product Weight (lbs.): 67 Cubic Feet Per Carton: 10.50</p>	 <p>ADJUSTMENTS (1) Tilt tension (2) Pneumatic seat height (3) Back angle (6) Back height (9) Chair tilt lock (5B) Knee-tilt action</p>																																			
		1261-2	1043	1096	1138	1201	1291	1323	1401	1550	1622	1761	1949	2184																						
		1261LM-2	-	-	-	-	1320	-	-	1563	1637	1759	1943	2162																						
		Leather/Mock Leather																																		
		<table border="1"> <thead> <tr> <th colspan="3">OVERALL DIMENSIONS</th> <th colspan="3">SEAT DIMENSIONS</th> <th colspan="2">BACK DIMENSIONS</th> </tr> <tr> <th>W</th><th>D</th><th>H</th> <th>W</th><th>D</th><th>H</th> <th>W</th><th>H</th> </tr> </thead> <tbody> <tr> <td>26</td><td>25</td><td>44.5</td> <td>21</td><td>17.5-20</td><td>16.5-20.5</td> <td>19.5</td><td>22-27.5</td> </tr> </tbody> </table>	OVERALL DIMENSIONS			SEAT DIMENSIONS			BACK DIMENSIONS		W	D	H	W	D	H	W	H	26	25	44.5	21	17.5-20	16.5-20.5	19.5	22-27.5										
OVERALL DIMENSIONS			SEAT DIMENSIONS			BACK DIMENSIONS																														
W	D	H	W	D	H	W	H																													
26	25	44.5	21	17.5-20	16.5-20.5	19.5	22-27.5																													
<p>Ergonomic Features: A, B, C, D, E, G, H, J, M, N, Q, R, U, V</p> <p>RTA 2 </p>																																				
 <p>MB Multi -Tilter w/Schukra COM Yardage: 2 Freight Class: 125 Product Weight (lbs.): 67 Cubic Feet Per Carton: 10.50</p>	 <p>ADJUSTMENTS (1) Tilt tension (2) Pneumatic seat height (3) Back angle (6) Back height* (7) Forward tilt lock (8) Seat depth (9) Chair tilt lock (5A) Center-tilt action</p>																																			
		1261-3	900	953	995	1058	1148	1180	1258	1407	1479	1618	1806	2041																						
		1261LM-3	-	-	-	-	1211	-	-	1453	1528	1650	1833	2052																						
		Leather/Mock Leather																																		
		<table border="1"> <thead> <tr> <th colspan="3">OVERALL DIMENSIONS</th> <th colspan="3">SEAT DIMENSIONS</th> <th colspan="2">BACK DIMENSIONS</th> </tr> <tr> <th>W</th><th>D</th><th>H</th> <th>W</th><th>D</th><th>H</th> <th>W</th><th>H</th> </tr> </thead> <tbody> <tr> <td>26</td><td>25</td><td>44</td> <td>21</td><td>17.5-20</td><td>16-20</td> <td>19.5</td><td>22</td> </tr> </tbody> </table>	OVERALL DIMENSIONS			SEAT DIMENSIONS			BACK DIMENSIONS		W	D	H	W	D	H	W	H	26	25	44	21	17.5-20	16-20	19.5	22										
OVERALL DIMENSIONS			SEAT DIMENSIONS			BACK DIMENSIONS																														
W	D	H	W	D	H	W	H																													
26	25	44	21	17.5-20	16-20	19.5	22																													
<p>Ergonomic Features: A, B, C, D, E, F, G, H, M, N, Q</p> <p>RTA 2 </p>																																				

OBUSFORME® COMFORT XL



model 1251-0

model 1252-8



Memory Foam
Available, use code "MF"
and Add \$76.00.




STANDARD FEATURES






- Obusforme Comfort XL is the newest Addition to the Obusforme family and is recommended by chiropractors worldwide.
- All models provided Additional height and/or seat depth, design to meet the requirements of the large occupant chair.
- Features a elastomeric back support system that provides impressive comfortable support with no pressure points along the spine, with a compound curved back and seat.
- Standard seat foam is extra thick dual cushion with a soft top layer and a firmly supportive lower layer.
- Standard with height and width adjustable forward swept arms with "sliding armcaps" (G3).
- Standard with Global's high quality Soft Descent™ Pneumatic lift which slowly and gently lowers the seat height of the chair making it easy to obtain exactly the right seat height you desire.
- Vari - Width Adapter Plate (WA) is standard. Allows each arm to move outward an Additional 2" (for a total of 4" extra seat width) and locks with the use of an easy to maneuver lever.


- Sliding seat depth is standard on all models.
- Vertical back height ratchet adjustment of 5 1/4", standard on all models.
- Standard five-legged, injection moulded, fiberglass reinforced nylon black spider base.
- C65 dual wheel carpet casters are standard.
- All models are rated for 400lbs.
- All models ship fully assembled in the box.


OPTIONAL FEATURES


- Optional Memory Foam (MF) seats are available. This slow release foam molds to your contour and evenly distributes body weight. Please specify. Add \$76.00.
- An optional Polished Aluminum base with black end guards (B2) is available. Please specify (ALU). Add \$110.00.
- Please specify C65R for hard surface flooring. Add \$47.00.
- Available in fabrics, vinyls, leather or leather/mock leather combination.


DESCRIPTION	FEATURES	MODEL#	STANDARD FABRIC GRADES														
			1	2	3	4	5	6	7	8	9	10	11	12			
 <p>Extended Back Synchro - Tilter w/ Back Angle Adj. COM Yardage: 2.75 Freight Class: 250 Product Weight (lbs.): 69 Cubic Feet Per Carton: 24.25</p>	<p>Extra Tall/Wide Back. Wide/Deep Seat.</p> <p>Ergonomic Features: A, B, C, D, E, G, H, L, M, N, Q, R, U</p>																
		1251-0	1273	1338	1389	1466	1576	1615	1710	1893	1981	2150	2381	2668			
		1251LM-0	-	-	-	-	1576	-	-	1893	-	2150	2381	2668			
		Leather/Mock Leather															
		OVERALL DIMENSIONS			SEAT DIMENSIONS			BACK DIMENSIONS									
		W	D	H	W	D	H	W	H								
		28	26	53	23.5	19-21.5	17-21	22	31-36.25								
		RTA 00															
 <p>Extended Back Multi - Tilter COM Yardage: 2.75 Freight Class: 250 Product Weight (lbs.): 71 Cubic Feet Per Carton: 24.25</p>	<p>Extra Tall/Wide Back. Wide/Deep Seat.</p> <p>Ergonomic Features: A, B, C, D, E, F, G, H, M, N, Q, R, S, U</p>																
		1251-3	1273	1338	1389	1466	1576	1615	1710	1893	1981	2150	2381	2668			
		1251LM-3	-	-	-	-	1576	-	-	1893	-	2150	2381	2668			
		Leather/Mock Leather															
		OVERALL DIMENSIONS			SEAT DIMENSIONS			BACK DIMENSIONS									
		W	D	H	W	D	H	W	H								
		28	26	53	23.5	19-21.5	17-21	22	31-36.25								
		RTA 00															
 <p>Extended Back Weight Sensing Synchro - Tilter COM Yardage: 2.75 Freight Class: 250 Product Weight (lbs.): 66 Cubic Feet Per Carton: 24.25</p>	<p>Extra Tall/Wide Back. Wide/Deep Seat.</p> <p>Ergonomic Features: A, B, C, D, E, H, L, M, N, Q, R, U</p>																
		1251-8	1273	1338	1389	1466	1576	1615	1710	1893	1981	2150	2381	2668			
		1251LM-8	-	-	-	-	1576	-	-	1893	-	2150	2381	2668			
		Leather/Mock Leather															
		OVERALL DIMENSIONS			SEAT DIMENSIONS			BACK DIMENSIONS									
		W	D	H	W	D	H	W	H								
		28	26	53	23.5	19-21.5	17-21	22	31-36.25								
		RTA 00															


DESCRIPTION	FEATURES	MODEL#	STANDARD FABRIC GRADES											
			1	2	3	4	5	6	7	8	9	10	11	12
 <p>High Back Synchro - Tilter w/ Back Angle Adj. COM Yardage: 2.50 Freight Class: 250 Product Weight (lbs.): 65 Cubic Feet Per Carton: 22.25</p>	High/Wide Back. Wide/Deep Seat. Ergonomic Features: A, B, C, D, E, G, H, L, M, N, Q, R, U	1252-0	1217	1276	1323	1393	1492	1528	1615	1781	1861	2015	2224	2485
		1252LM-0	-	-	-	-	1492	-	-	1781	-	2015	2224	2485
		Leather/Mock Leather												
		OVERALL DIMENSIONS W D H			SEAT DIMENSIONS W D H			BACK DIMENSIONS W H						
		28	26	48.5	23.5	19-21.5	17-21	22	26.5-31.75					
			RTA 00											
 <p>High Back Multi - Tilter COM Yardage: 2.50 Freight Class: 250 Product Weight (lbs.): 67 Cubic Feet Per Carton: 22.25</p>	High/Wide Back. Wide/Deep Seat. Ergonomic Features: A, B, C, D, E, F, G, H, M, N, Q, R, S, U	1252-3	1217	1276	1323	1393	1492	1528	1615	1781	1861	2015	2224	2485
		1252LM-3	-	-	-	-	1492	-	-	1781	-	2015	2224	2485
		Leather/Mock Leather												
		OVERALL DIMENSIONS W D H			SEAT DIMENSIONS W D H			BACK DIMENSIONS W H						
		28	26	48.5	23.5	19-21.5	17-21	22	26.5-31.75					
			RTA 00											
 <p>High Back Weight Sensing Synchro - Tilter COM Yardage: 2.50 Freight Class: 250 Product Weight (lbs.): 62 Cubic Feet Per Carton: 22.25</p>	High/Wide Back. Wide/Deep Seat. Ergonomic Features: A, B, C, D, E, H, L, M, N, Q, R, U	1252-8	1217	1276	1323	1393	1492	1528	1615	1781	1861	2015	2224	2485
		1252LM-8	-	-	-	-	1492	-	-	1781	-	2015	2224	2485
		Leather/Mock Leather												
		OVERALL DIMENSIONS W D H			SEAT DIMENSIONS W D H			BACK DIMENSIONS W H						
		28	26	48.5	23.5	19-21.5	17-21	22	26.5-31.75					
			RTA 00											
 <p>Mid Back Synchro - Tilter w/ Back Angle Adj. COM Yardage: 1.75 Freight Class: 150 Product Weight (lbs.): 46 Cubic Feet Per Carton: 10.50</p>	Mid/Wide Back Wide/Deep Seat. Ergonomic Features: A, B, C, D, E, G, H, L, M, N, Q, R, U	1253-0	1162	1221	1268	1338	1437	1473	1560	1726	1806	1960	2169	2430
		1253LM-0	-	-	-	-	1437	-	-	1726	-	1960	2169	2430
		Leather/Mock Leather												
		OVERALL DIMENSIONS W D H			SEAT DIMENSIONS W D H			BACK DIMENSIONS W H						
		28	26	44.5	23.5	19-21.5	17-21	22	22-27.25					
			RTA 00											
 <p>Mid Back Multi - Tilter COM Yardage: 1.75 Freight Class: 150 Product Weight (lbs.): 41 Cubic Feet Per Carton: 10.50</p>	Mid/Wide Back. Wide/Deep Seat. Ergonomic Features: A, B, C, D, E, F, G, H, M, N, Q, R, S, U	1253-3	1162	1221	1268	1338	1437	1473	1560	1726	1806	1960	2169	2430
		1253LM-3	-	-	-	-	1437	-	-	1726	-	1960	2169	2430
		Leather/Mock Leather												
		OVERALL DIMENSIONS W D H			SEAT DIMENSIONS W D H			BACK DIMENSIONS W H						
		28	26	44.5	23.5	19-21.5	17-21	22	22-27.25					
			RTA 00											







DESCRIPTION	FEATURES	MODEL#	STANDARD FABRIC GRADES													
			1	2	3	4	5	6	7	8	9	10	11	12		
 <p>Mid Back Weight Sensing Synchro - Tilter COM Yardage: 1.75 Freight Class: 150 Product Weight (lbs.): 35 Cubic Feet Per Carton: 10</p>	Mid/Wide Back. Wide/Deep Seat. Ergonomic Features: A, B, C, D, E, H, L, M, N, Q, R, U		1162	1221	1268	1338	1437	1473	1560	1726	1806	1960	2169	2430		
		1253-8	-	-	-	-	1437	-	-	1726	-	1960	2169	2430		
		Leather/Mock Leather														
		OVERALL DIMENSIONS			SEAT DIMENSIONS			BACK DIMENSIONS								
		W	D	H	W	D	H	W	H							
28	26	44.5	23.5	19-21.5	17-21	22	22-27.25									
RTA 00																

DESCRIPTION	FEATURES	MODEL#	STANDARD FABRIC GRADES													
			1	2	3	4	5	6	7	8	9	10	11	12		
 <p>Extended Back Synchro - Tilter w/ Back Angle Adj. COM Yardage: 1.75 Freight Class: 250 Product Weight (lbs.): 40 Cubic Feet Per Carton: 10</p>	Extra Tall/Wide Back. Standard Seat. Ergonomic Features: A, B, C, D, E, G, H, L, M, N, Q, R, U		1217	1282	1333	1411	1520	1559	1655	1837	1925	2094	2325	2612		
		1254-0	-	-	-	-	1520	-	-	1837	-	2094	2325	2612		
		Leather/Mock Leather														
		OVERALL DIMENSIONS			SEAT DIMENSIONS			BACK DIMENSIONS								
		W	D	H	W	D	H	W	H							
28	24.5	53	23.5	17-19.5	17-21	22	31-36.25									
RTA 00																

DESCRIPTION	FEATURES	MODEL#	STANDARD FABRIC GRADES													
			1	2	3	4	5	6	7	8	9	10	11	12		
 <p>Extended Back Multi - Tilter COM Yardage: 1.75 Freight Class: 250 Product Weight (lbs.): 49 Cubic Feet Per Carton: 10.50</p>	Extra Tall/Wide Back. Standard Seat. Ergonomic Features: A, B, C, D, E, F, G, H, M, N, Q, R, S, U		1217	1282	1333	1411	1520	1559	1655	1837	1925	2094	2325	2612		
		1254-3	-	-	-	-	1520	-	-	1837	-	2094	2325	2612		
		Leather/Mock Leather														
		OVERALL DIMENSIONS			SEAT DIMENSIONS			BACK DIMENSIONS								
		W	D	H	W	D	H	W	H							
28	24.5	53	23.5	17-19.5	17-21	22	31-36.25									
RTA 00																

DESCRIPTION	FEATURES	MODEL#	STANDARD FABRIC GRADES													
			1	2	3	4	5	6	7	8	9	10	11	12		
 <p>Extended Back Weight Sensing Synchro - Tilter COM Yardage: 1.75 Freight Class: 250 Product Weight (lbs.): 54 Cubic Feet Per Carton: 10.50</p>	Extra Tall/Wide Back. Standard Seat. Ergonomic Features: A, B, C, D, E, H, L, M, N, Q, R, U		1217	1282	1333	1411	1520	1559	1655	1837	1925	2094	2325	2612		
		1254-8	-	-	-	-	1520	-	-	1837	-	2094	2325	2612		
		Leather/Mock Leather														
		OVERALL DIMENSIONS			SEAT DIMENSIONS			BACK DIMENSIONS								
		W	D	H	W	D	H	W	H							
28	24.5	53	23.5	17-19.5	17-21	22	31-36.25									
RTA 00																

DESCRIPTION	FEATURES	MODEL#	STANDARD FABRIC GRADES													
			1	2	3	4	5	6	7	8	9	10	11	12		
 <p>High Back Synchro - Tilter w/ Back Angle Adj. COM Yardage: 2.25 Freight Class: 250 Product Weight (lbs.): 67 Cubic Feet Per Carton: 11</p>	High/Wide Back. Standard Seat. Ergonomic Features: A, B, C, D, E, G, H, L, M, N, Q, R, U		1162	1221	1268	1338	1437	1473	1560	1726	1806	1960	2169	2430		
		1255-0	-	-	-	-	1437	-	-	1726	-	1960	2169	2430		
		Leather/Mock Leather														
		OVERALL DIMENSIONS			SEAT DIMENSIONS			BACK DIMENSIONS								
		W	D	H	W	D	H	W	H							
28	24.5	48	23.5	17-19.5	17-21	22	26.5-31.75									
RTA 00																

DESCRIPTION	FEATURES	MODEL#	STANDARD FABRIC GRADES											
			1	2	3	4	5	6	7	8	9	10	11	12
 <p>High Back Multi - Tilter COM Yardage: 2.25 Freight Class: 250 Product Weight (lbs.): 69 Cubic Feet Per Carton: 11</p>	High/Wide Back. Standard Seat. Ergonomic Features: A, B, C, D, E, F, G, H, M, N, Q, R, S, U		1	2	3	4	5	6	7	8	9	10	11	12
		1255-3	1162	1221	1268	1338	1437	1473	1560	1726	1806	1960	2169	2430
		1255LM-3	-	-	-	-	1437	-	-	1726	-	1960	2169	2430
		Leather/Mock Leather												
		OVERALL DIMENSIONS W D H			SEAT DIMENSIONS W D H			BACK DIMENSIONS W H						
		28	24.5	48.5	23.5	17-19.5	17-21	22	26.5-31.75					
					RTA 2									
 <p>High Back Weight Sensing Synchro - Tilter COM Yardage: 2 Freight Class: 250 Product Weight (lbs.): 67 Cubic Feet Per Carton: 10.50</p>	High/Wide Back. Standard Seat. Ergonomic Features: A, B, C, D, E, H, L, M, N, Q, R, U		1	2	3	4	5	6	7	8	9	10	11	12
		1255-8	1162	1221	1268	1338	1437	1473	1560	1726	1806	1960	2169	2430
		1255LM-8	-	-	-	-	1437	-	-	1726	-	1960	2169	2430
		Leather/Mock Leather												
		OVERALL DIMENSIONS W D H			SEAT DIMENSIONS W D H			BACK DIMENSIONS W H						
		28	24.5	48.5	23.5	17-19.5	17-21	22	26.5-31.75					
					RTA 00									
 <p>Mid Back Synchro - Tilter w/ Back Angle Adj. COM Yardage: 2 Freight Class: 150 Product Weight (lbs.): 67 Cubic Feet Per Carton: 10.50</p>	Mid/Wide Back. Standard Seat. Ergonomic Features: A, B, C, D, E, G, H, L, M, N, Q, R, U		1	2	3	4	5	6	7	8	9	10	11	12
		1256-0	1106	1165	1212	1282	1381	1417	1504	1670	1750	1904	2113	2374
		1256LM-0	-	-	-	-	1381	-	-	1670	-	1904	2113	2374
		Leather/Mock Leather												
		OVERALL DIMENSIONS W D H			SEAT DIMENSIONS W D H			BACK DIMENSIONS W H						
		28	24.5	44.5	23.5	17-19.5	17-21	22	22-27.25					
					RTA 00									
 <p>Mid Back Multi - Tilter COM Yardage: 2 Freight Class: 150 Product Weight (lbs.): 67 Cubic Feet Per Carton: 10.50</p>	Mid/Wide Back. Standard Seat. Ergonomic Features: A, B, C, D, E, F, G, H, M, N, Q		1	2	3	4	5	6	7	8	9	10	11	12
		1256-3	1106	1165	1212	1282	1381	1417	1504	1670	1750	1904	2113	2374
		1256LM-3	-	-	-	-	1381	-	-	1670	-	1904	2113	2374
		Leather/Mock Leather												
		OVERALL DIMENSIONS W D H			SEAT DIMENSIONS W D H			BACK DIMENSIONS W H						
		28	24.5	44.5	23.5	17-19.5	17-21	22	22-27.25					
					RTA 00									
 <p>Mid Back Weight Sensing Synchro - Tilter COM Yardage: 2 Freight Class: 150 Product Weight (lbs.): 67 Cubic Feet Per Carton: 10.50</p>	Mid/Wide Back. Standard Seat. Ergonomic Features: A, B, C, D, E, H, L, M, N, Q, R, U		1	2	3	4	5	6	7	8	9	10	11	12
		1256-8	1106	1165	1212	1282	1381	1417	1504	1670	1750	1904	2113	2374
		1256LM-8	-	-	-	-	1381	-	-	1670	-	1904	2113	2374
		Leather/Mock Leather												
		OVERALL DIMENSIONS W D H			SEAT DIMENSIONS W D H			BACK DIMENSIONS W H						
		28	24.5	44.5	23.5	17-19.5	17-21	22	22-27.25					
					RTA 00									


OBUSFORME® EXECUTIVE



model 6430



model 6432




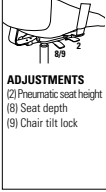

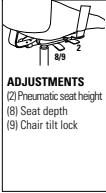
Standard Vari-Width Adapter Plate (WA)

STANDARD FEATURES

- Contoured seat and back with twin density molded foam.
- Standard with height and width adjustable forward swept arms with "sliding armcaps" (G3).
- Vari - Width Adapter Plate (WA) is standard. Allows each arm to move outward an Additional 2" (for a total of 4" extra seat width) and locks with the use of an easy to maneuver lever.
- Five prong, injection molded, fiberglass reinforced nylon Black spider base with (C10) dual wheel carpet casters.
- A variety of ObusForme computer accessories are available to support your neck, hands, arms and feet while seated. Please refer to the Casegoods List Price Book for more information.
- ObusForme is a ® trademark. ObusForme® and the distinctive backrest design are registered trademarks of ObusForme Ltd. and are used under license.

OPTIONAL FEATURES


- There are no arm options for this series.
- For optional height adjustable loop style arms with self-skinned urethane (SSU) armcaps, please specify (9S). Add \$17.00.
- Polished aluminum base with Black end guards (B2) is available, please specify (ALU). Add \$110.00.
- For hard surface flooring casters, please specify (C10R). Add \$42.00.
- Can be upholstered in top grain leather and the following Global fabrics: Blink, Crescent, Cumulus, Drama, Imprint, Match, Oxygen, Pebbles, Quadrille, Quantum, Renewal, Silhouette, Sprinkle, Stitch and Urban. Not available in vinyl or leather/mock leather combination.
- For fully assembled in box, please specify SU. Add \$50.00

DESCRIPTION	FEATURES	MODEL#	STANDARD FABRIC GRADES													
			1	2	3	4	5	6	7	8	9	10	11	12		
 <p>HB Weight Sensing Synchro Tilter COM Yardage: 2 Freight Class: 150 Product Weight (lbs.): 63 Cubic Feet Per Carton: 13.25</p>	 <p>ADJUSTMENTS (2) Pneumatic seat height (8) Seat depth (9) Chair tilt lock</p> <p>Ergonomic Features: A, B, C, E, H, L, M, N, Q, U</p>	6430	1519	1570	1611	1672	1759	1799	1878	2003	2099	2206	2427	2662		
		OVERALL DIMENSIONS			SEAT DIMENSIONS			BACK DIMENSIONS								
		W	D	H	W	D	H	W	H							
	26.5	25	49.5	20.5	17.5-21.5	18-20.5	19.5	29.5-32.5								
 <p>MB Weight Sensing Synchro Tilter COM Yardage: 1.75 Freight Class: 150 Product Weight (lbs.): 57 Cubic Feet Per Carton: 10.5</p>	 <p>ADJUSTMENTS (2) Pneumatic seat height (8) Seat depth (9) Chair tilt lock</p> <p>Ergonomic Features: A, B, C, E, H, L, M, N, Q, U</p>	6432	1433	1478	1514	1567	1643	1678	1747	1856	1941	2034	2227	2433		
		OVERALL DIMENSIONS			SEAT DIMENSIONS			BACK DIMENSIONS								
		W	D	H	W	D	H	W	H							
	26.5	25	40	25.5	18-20.5	17.5-21.5	19.5	20-23								

OBUSFORME JR



model 1232-4




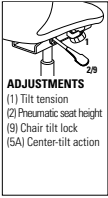

Standard Vari-Width Adapter Plate (WA)

STANDARD FEATURES

- Obusforme Jr. features a elastomeric back support system, providing impressive comfortable support with no pressure points along the spine.
- Compound curved back and seat to comfortably match body shape.
- Standard seat foam is a dual cushion with a soft top later and firmly supportive lower layer.
- Height adjustable (3N) arms. Armcaps are soft to the touch self-skinned urethane (SSU).
- Standard with Vari-Width (WA) width adjustable arm extensions.
- This product is equipped with the soft descent pneumatic lift which slowly and gently lowers the seat height of the chair making it easy to obtain exactly the right seat height you desire.
- The back support upright is 4" wide for extra strength.
- Five-legged, injection moulded, fiberglass reinforced nylon black spider back.
- (C65) dual wheel, carpet casters as standard.

OPTIONAL FEATURES

- Upholstery is available in Fabric, Vinyl or Leather/Mock Leather.
- Please specify C65R for hard surface flooring. Add \$47.00
- For fully assembled in box, please specify SU. Add \$50.00

DESCRIPTION	FEATURES	MODEL#	STANDARD FABRIC GRADES											
			1	2	3	4	5	6	7	8	9	10	11	12
 <p>MB Tilter w/Arms COM Yardage: 1.50 Freight Class: 125 Product Weight (lbs.): 40 Cubic Feet Per Carton: 5.5</p>	 <p>ADJUSTMENTS (1) Tilt tension (2) Pneumatic seat height (9) Chair tilt lock (5A) Center-tilt action</p>	1232-4	No Match!	591	622	668	733	763	822	916	988	1068	1234	1410
		1232LM-4	-	-	-	-	730	-	-	914	986	1066	1232	1408
		Leather/Mock Leather												
			OVERALL DIMENSIONS			SEAT DIMENSIONS			BACK DIMENSIONS					
			W	D	H	W	D	H	W	H				
			25.5	24.5	38	19.5	17	16-20	19	20.5				
														

Ergonomic Features:
A, B, C, H, M, N, S

PRIORITY™



model 8490

model 8491

STANDARD FEATURES

- Priority's slim, sleek profile incorporates a compression molded wood back that follows and supports the ergonomic contours of the spine.
- Frames are standard in Black (BK).
- There are No arm options for the Priority series.
- Hard Casters (HC) are standard.
- Optional Glides are available.
- Standard Pneumatic seat height, infinite tilt lock and tilt tension control.
- All models ship fully assembled in the box.

OPTIONAL FEATURES

- Optional Polished Aluminum (ALU), Chrome (CH) and Tungsten (TUN) finishes are available at an upcharge. Please specify and Add \$172.00
- Soft touch self-skinned urethane armcaps are available in Black Only.
- Soft Casters (SC) are available as an option. Please specify and Add \$87.00
- Both the outer back and inner seat and back cushion can be upholstered and are available in fabric, vinyl, and leathers or in a combination of matching or contrasting fabric, vinyl and leather.**This item may require a longer lead time.

DESCRIPTION

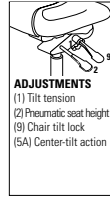
FEATURES

MODEL#

STANDARD FABRIC GRADES



HB Knee - Tilter
COM Yardage: 2
Freight Class: 250
Product Weight (lbs.): 44
Cubic Feet Per Carton: 21.50



Ergonomic Features:
A, B, C, M, N, S

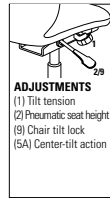
	1	2	3	4	5	6	7	8	9	10	11	12
8490	1045	1143	1179	1232	1309	1336	1402	1529	1590	1709	1868	2069

OVERALL DIMENSIONS			SEAT DIMENSIONS			BACK DIMENSIONS	
W	D	H	W	D	H	W	H
23.5	23.5	46	19	18.5	18.5-23	19	27.5

RTA 00



HB Tilter
COM Yardage: 2
Freight Class: 250
Product Weight (lbs.): 52
Cubic Feet Per Carton: 23



Ergonomic Features:
A, B, C, M, N, S

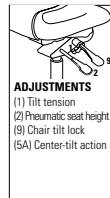
	1	2	3	4	5	6	7	8	9	10	11	12
8490-4	940	985	1021	1075	1151	1178	1245	1372	1433	1551	1711	1911

OVERALL DIMENSIONS			SEAT DIMENSIONS			BACK DIMENSIONS	
W	D	H	W	D	H	W	H
23.5	23.5	46	19	18.5	18.5-23	19	27.5

RTA 00



MB Knee - Tilter
COM Yardage: 1.75
Freight Class: 250
Product Weight (lbs.): 42
Cubic Feet Per Carton: 13



Ergonomic Features:
A, B, C, M, N, S

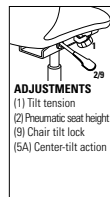
	1	2	3	4	5	6	7	8	9	10	11	12
8491	998	1039	1072	1121	1191	1216	1277	1393	1449	1557	1703	1886

OVERALL DIMENSIONS			SEAT DIMENSIONS			BACK DIMENSIONS	
W	D	H	W	D	H	W	H
23.5	23.5	37	19	18.5	18.5-23	19	19

RTA 00



MB Tilter
COM Yardage: 1.75
Freight Class: 250
Product Weight (lbs.): 52
Cubic Feet Per Carton: 17




Ergonomic Features:
A, B, C, M, N, S

	1	2	3	4	5	6	7	8	9	10	11	12
8491-4	852	893	926	975	1045	1070	1131	1247	1303	1411	1557	1740

OVERALL DIMENSIONS			SEAT DIMENSIONS			BACK DIMENSIONS	
W	D	H	W	D	H	W	H
23.5	23.5	37	19	18.5	18.5-23	19	19

RTA 00

DESCRIPTION	FEATURES	MODEL#	STANDARD FABRIC GRADES											
			1	2	3	4	5	6	7	8	9	10	11	12
 <p>Side Chair COM Yardage: 1.75 Freight Class: 250 Product Weight (lbs.): 40 Cubic Feet Per Carton: 13</p>	<p>Ergonomic Features: M, N</p>	<p>8492</p>	712	782	809	849	907	927	977	1073	1118	1206	1327	1477
			OVERALL DIMENSIONS			SEAT DIMENSIONS			BACK DIMENSIONS					
			W	D	H	W	D	H	W	H				
			23.5	27	35	19	18.5	18.5	19	19				
						<p>RTA 00</p>								

ROMA®



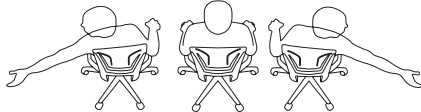
model 1906



model 1908



Optional Arms
A height adjustable arm is optionally available for task seating. Please specify (RA). Add \$56.00.



The Polypropylene Medium Back and the Upholstered Medium Back feature a flexible back construction that provides support, proper spinal alignment and comfort when moving or reaching in a seated position.

STANDARD FEATURES

- Flexible, elegant and affordable, Roma offers a family of seating with simple clean lines.
- The series includes nesting chairs, task seating and drafting stools, with and without arms.
- For Nesting chairs see pages 214-215.
- Four back versions are available. Choose from Mesh, Upholstered, Flexible Polypropylene or Honeycomb Polypropylene back.
- All "L" models have two piece seats with a radius towards the rear of the seat.
- Flexible polypropylene back chair features a built in lumbar support designed to move as you move an is available exclusively in black.
- The task chair upholstered back features a removable cover for on-site replacement and cleaning.
- Arms are durable fiberglass reinforced Nylon, fixed height. Armcaps are durable Polyurethane (SSU), soft and warm to the touch.
- Roma features an exclusive chair control mechanism which allows the chair back and arms to recline together while the chair seat moves just enough to ensure comfort.

- Features the new Soft Descent pneumatic technology to gently control the seat height for both an accurate and comfortable fit.
- Task chairs and stools are standard with a Black 5 prong fiberglass reinforced Nylon base.
- Nesting chairs are available in Tungsten (TUN) or Black (BLK).
- C1 casters are standard.

OPTIONAL FEATURES

- Breathable mesh back is available in six colors. Choose from Autumn Orange (AO), Spring Green (SG) Winter Grey (WG), Midnight Black (MB), Summer Blue (SB), Fall Burgundy (FB).
- An optional polished aluminum base is available at an upcharge. Please Specify (ALU). Add \$110.00.
- A height adjustable arm is optionally available for task seating. Please specify (RA). Add \$56.00.
- For hard surface flooring casters, please specify C9R. Add \$47.00.
- Available in fabric and leather with the EXCEPTION of Station, Imprint, and Renewal.
- For fully assembled in box, please specify SU. Add \$50.00.

DESCRIPTION	FEATURES	MODEL#	STANDARD FABRIC GRADES											
-------------	----------	--------	------------------------	--	--	--	--	--	--	--	--	--	--	--



Mesh MB - Armless Drafting Stool
COM Yardage: 1
Freight Class: 150
Product Weight (lbs.): 43
Cubic Feet Per Carton: 9.25

Ergonomic Features:
B, C, M, N

	1	2	3	4	5	6	7	8	9	10	11	12
1871	743	768	786	815	854	868	903	969	1002	1063	1147	1251
1871L Leather	-	-	-	-	-	-	-	965	1008	1062	1154	1259
OVERALL DIMENSIONS			SEAT DIMENSIONS			BACK DIMENSIONS						
W	D	H	W	D	H	W		H				
19.5	23.5	48	19.5	18	24.5-34.5	18.5		19				



Polypropylene MB - Armless Drafting Stool
COM Yardage: 1
Freight Class: 150
Product Weight (lbs.): 43
Cubic Feet Per Carton: 9.25

Ergonomic Features:
B, C, M, N

	1	2	3	4	5	6	7	8	9	10	11	12
1872	743	768	786	815	854	868	903	969	1002	1063	1147	1251
1872L Leather	-	-	-	-	-	-	-	965	1008	1062	1154	1259
OVERALL DIMENSIONS			SEAT DIMENSIONS			BACK DIMENSIONS						
W	D	H	W	D	H	W		H				
19.5	23.5	48	19.5	18	24.5-34.5	18.5		19				















Honeycomb MB - Armless Drafting Stool
COM Yardage: 1
Freight Class: 150
Product Weight (lbs.): 43
Cubic Feet Per Carton: 9.25



Ergonomic Features:
B, C, M, N



	1	2	3	4	5	6	7	8	9	10	11	12
1874	770	794	812	841	880	894	928	995	1028	1089	1173	1277
1874L Leather	-	-	-	-	-	-	-	991	1034	1088	1180	1284
OVERALL DIMENSIONS			SEAT DIMENSIONS			BACK DIMENSIONS						
W	D	H	W	D	H	W		H				
19.5	23.5	48	19.5	18	24.5-34.5	18.5		19				







DESCRIPTION	FEATURES	MODEL#	STANDARD FABRIC GRADES											
			1	2	3	4	5	6	7	8	9	10	11	12
 <p>Mesh MB - Drafting Stool COM Yardage: 1 Freight Class: 150 Product Weight (lbs.): 50 Cubic Feet Per Carton: 9.25</p>	Ergonomic Features: B, C, M, N	1876	789	814	832	861	900	914	949	1015	1048	1109	1193	1297
		1876L	-	-	-	-	-	-	-	1010	1053	1107	1198	1303
		OVERALL DIMENSIONS			SEAT DIMENSIONS			BACK DIMENSIONS						
		W D H			W D H			W H						
		25.5 23.5 48			19.5 18 24.5-34.5			18.5 19						
		RTA 2												
 <p>Polypropylene MB - Drafting Stool COM Yardage: 1 Freight Class: 150 Product Weight (lbs.): 50 Cubic Feet Per Carton: 9.25</p>	Ergonomic Features: B, C, M, N	1877	789	814	832	861	900	914	949	1015	1048	1109	1193	1297
		1877L	-	-	-	-	-	-	-	1010	1053	1107	1198	1303
		OVERALL DIMENSIONS			SEAT DIMENSIONS			BACK DIMENSIONS						
		W D H			W D H			W H						
		25.5 23.5 48			19.5 18 24.5-34.5			18.5 19						
		RTA 2												
 <p>Honeycomb MB - Drafting Stool COM Yardage: 1 Freight Class: 150 Product Weight (lbs.): 50 Cubic Feet Per Carton: 9.25</p>	Ergonomic Features: B, C, M, N	1879	817	841	859	888	927	941	977	1042	1075	1136	1220	1325
		1879L	-	-	-	-	-	-	-	1037	1080	1134	1225	1330
		OVERALL DIMENSIONS			SEAT DIMENSIONS			BACK DIMENSIONS						
		W D H			W D H			W H						
		25.5 23.5 48			19.5 18 24.5-34.5			18.5 19						
		RTA 2												
 <p>Honeycomb MB - Armless COM Yardage: 1 Freight Class: 150 Product Weight (lbs.): 38 Cubic Feet Per Carton: 9.25</p>	Ergonomic Features: B, C, M, N	1896	599	623	642	670	710	724	759	825	857	919	1003	1107
		1896L	-	-	-	-	-	-	-	811	854	909	1001	1105
		OVERALL DIMENSIONS			SEAT DIMENSIONS			BACK DIMENSIONS						
		W D H			W D H			W H						
		19.5 23.5 38			19.5 18 15-19			18.5 19						
		RTA 2												
 <p>Mesh MB - Armless COM Yardage: 1 Freight Class: 150 Product Weight (lbs.): 38 Cubic Feet Per Carton: 9.25</p>	Ergonomic Features: B, C, M, N	1901	599	624	644	673	715	730	766	836	870	935	1023	1132
		1901L	-	-	-	-	-	-	-	789	832	887	978	1082
		OVERALL DIMENSIONS			SEAT DIMENSIONS			BACK DIMENSIONS						
		W D H			W D H			W H						
		19.5 23.5 36.25			19.5 18 15-19			18.5 19						
		RTA 2												





DESCRIPTION	FEATURES	MODEL#	STANDARD FABRIC GRADES												
			1	2	3	4	5	6	7	8	9	10	11	12	
 <p>Polypropylene MB - Armless COM Yardage: 1 Freight Class: 150 Product Weight (lbs.): 36.25 Cubic Feet Per Carton: 9.25</p>	Ergonomic Features: B, C, M, N	1902	599	624	644	673	715	730	766	836	870	935	1023	1132	
		1902L Leather	-	-	-	-	-	-	-	-	829	874	932	1028	1136
		OVERALL DIMENSIONS	SEAT DIMENSIONS			BACK DIMENSIONS									
		W	D	H	W	D	H	W	H						
			19.5	23.5	36.25	19.5	18	15-19	18.5	19					
						RTA 2									

DESCRIPTION	FEATURES	MODEL#	STANDARD FABRIC GRADES											
			1	2	3	4	5	6	7	8	9	10	11	12
 <p>Upholstered MB - Armless COM Yardage: 1.75 Freight Class: 150 Product Weight (lbs.): 38 Cubic Feet Per Carton: 9.25</p>	Ergonomic Features: B, C, M, N	1903	644	688	722	774	847	872	937	1059	1117	1232	1385	1576
		1903L Leather	-	-	-	-	-	-	-	1048	1127	1225	1395	1586
		OVERALL DIMENSIONS	SEAT DIMENSIONS			BACK DIMENSIONS								
		W	D	H	W	D	H	W	H					
			19.5	23.5	36.25	19.5	18	15-19	18.5	19				
						RTA 2								

DESCRIPTION	FEATURES	MODEL#	STANDARD FABRIC GRADES											
			1	2	3	4	5	6	7	8	9	10	11	12
 <p>Honeycomb MB - w/Arms COM Yardage: 1 Freight Class: 150 Product Weight (lbs.): 45 Cubic Feet Per Carton: 9.25</p>	Ergonomic Features: B, C, M, N	1897	640	664	683	711	751	764	800	866	898	960	1043	1148
		1897L Leather	-	-	-	-	-	-	-	850	893	947	1039	1144
		OVERALL DIMENSIONS	SEAT DIMENSIONS			BACK DIMENSIONS								
		W	D	H	W	D	H	W	H					
			25.5	23.5	38	19.5	18	15-19	18.5	19				
						RTA 2								

DESCRIPTION	FEATURES	MODEL#	STANDARD FABRIC GRADES											
			1	2	3	4	5	6	7	8	9	10	11	12
 <p>Mesh MB - w/Arms COM Yardage: 1 Freight Class: 150 Product Weight (lbs.): 45 Cubic Feet Per Carton: 9.25</p>	Ergonomic Features: B, C, M, N	1906	640	665	685	714	756	771	807	876	911	975	1063	1173
		1906L Leather	-	-	-	-	-	-	-	875	918	972	1064	1168
		OVERALL DIMENSIONS	SEAT DIMENSIONS			BACK DIMENSIONS								
		W	D	H	W	D	H	W	H					
			25.5	23.5	36.25	19.5	18	15-19	18.5	19				
						RTA 2								

DESCRIPTION	FEATURES	MODEL#	STANDARD FABRIC GRADES											
			1	2	3	4	5	6	7	8	9	10	11	12
 <p>Polypropylene MB - w/Arms COM Yardage: 1 Freight Class: 150 Product Weight (lbs.): 45 Cubic Feet Per Carton: 9.25</p>	Ergonomic Features: B, C, M, N	1907	640	665	685	714	756	771	807	876	911	975	1063	1173
		1907L Leather	-	-	-	-	-	-	-	875	918	972	1064	1168
		OVERALL DIMENSIONS	SEAT DIMENSIONS			BACK DIMENSIONS								
		W	D	H	W	D	H	W	H					
			25.5	23.5	36.25	19.5	18	15-19	18.5	19				
						RTA 2								

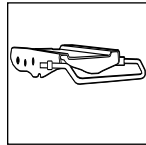
DESCRIPTION	FEATURES	MODEL#	STANDARD FABRIC GRADES												
			1	2	3	4	5	6	7	8	9	10	11	12	
 <p>Upholstered MB - w/Arms COM Yardage: 1.75 Freight Class: 150 Product Weight (lbs.): 45 Cubic Feet Per Carton: 9.25</p> <p>Ergonomic Features: B, C, M, N</p>		1908	688	729	762	811	881	906	967	1083	1139	1247	1393	1576	
		1908L	-	-	-	-	-	-	-	1094	1169	1263	1424	1606	
			OVERALL DIMENSIONS			SEAT DIMENSIONS			BACK DIMENSIONS						
			W	D	H	W	D	H	W	H					
			25.5	23.5	36.25	19.5	18	16.5-20.5	18.5	19					
			RTA 2												
				1	2	3	4	5	6	7	8	9	10	11	12
			1909	127	152	172	202	244	258	295	364	399	463	551	661
			1909L	-	-	-	-	-	-	-	359	404	460	557	666
				OVERALL DIMENSIONS			SEAT DIMENSIONS			BACK DIMENSIONS					
		W	D	H	W	D	H	W	H						
		20.5	19	.38	21	18	18	20	20.5						
		RTA 00													
 <p>Upholstered Back Pad COM Yardage: 1 Freight Class: 70 Product Weight (lbs.): 1.50 Cubic Feet Per Carton: 1.10</p>															

SCALE 1, 2, 3™



model 3021-3 (GL)

model 3022-3 (3L)



Multi-Depth Mechanism
Seat depth option is available on multi-tilter models. (see notes for more details)



model 3023-3(3L)

STANDARD FEATURES

- Each model is tailored to fit three different body types. Scale 1 (model 3021-3) was designed to fit a smaller size individual and all chair measurements have been adjusted to a smaller scale.
- Scale 2 (model 3022-3) is considered to be the standard size chair that will fit most body types.
- Scale 3 (model 3023-3) was designed to be more generous in proportions to fit larger individuals.
- Height adjustable back and lumbar support allows for individualized comfort.
- Standard with adjustable height, forward swept arms with sliding armcaps (G6) on model 3021-3 and 3022-3, (G5) on model 3023-3.
- All models are standard with a five-legged, injection molded "spider" base.
- Base and frame available in Black (BK) Only.
- C65 casters are standard.

OPTIONAL FEATURES

- Please refer to the "Casters Selection" section of the price book for caster options. Optional casters may be priced higher than the standard casters for your chair and the difference will be charged. Lower priced optional casters will not be credited.
- For hard surface flooring casters Please Specify C65R, add \$47.00
- For availability of chair series in Vinyl, please contact a Global Sales Representative. Not available in Leather.
- For fully assembled in box, please specify SU. Add \$50.00.

DESCRIPTION

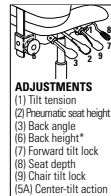
FEATURES

MODEL#

STANDARD FABRIC GRADES



LB Multi-Tilter
COM Yardage: 1.50
Freight Class: 150
Product Weight (lbs.): 52
Cubic Feet Per Carton: 9.25



ADJUSTMENTS
(1) Tilt tension
(2) Pneumatic seat height
(3) Back angle
(6) Back height*
(7) Forward tilt lock
(8) Seat depth
(9) Chair tilt lock
(SA) Center-tilt action

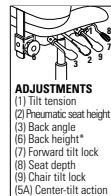
Ergonomic Features:
A, B, C, D, E, F, G, H, M, N, Q, S

	1	2	3	4	5	6	7	8	9	10	11	12
3021-3	817	853	884	926	986	1009	1064	1167	1214	1309	1438	1600

OVERALL DIMENSIONS			SEAT DIMENSIONS			BACK DIMENSIONS	
W	D	H	W	D	H	W	H
25.5	24.5	38	20.5	16-18.5	14.5-18.5	19	15-21



MB Multi-Tilter
COM Yardage: 1.50
Freight Class: 150
Product Weight (lbs.): 54
Cubic Feet Per Carton: 9.25



ADJUSTMENTS
(1) Tilt tension
(2) Pneumatic seat height
(3) Back angle
(6) Back height*
(7) Forward tilt lock
(8) Seat depth
(9) Chair tilt lock
(SA) Center-tilt action

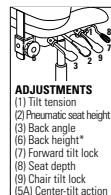
Ergonomic Features:
A, B, C, D, E, F, G, H, M, N, Q, S

	1	2	3	4	5	6	7	8	9	10	11	12
3022-3	864	900	928	970	1029	1051	1103	1202	1250	1343	1468	1625

OVERALL DIMENSIONS			SEAT DIMENSIONS			BACK DIMENSIONS	
W	D	H	W	D	H	W	H
26	25	41	20.5	17-19.5	15.5-19.5	19.5	16-22



HB Multi-Tilter
COM Yardage: 1.75
Freight Class: 150
Product Weight (lbs.): 57
Cubic Feet Per Carton: 10.50



ADJUSTMENTS
(1) Tilt tension
(2) Pneumatic seat height
(3) Back angle
(6) Back height*
(7) Forward tilt lock
(8) Seat depth
(9) Chair tilt lock
(SA) Center-tilt action

Ergonomic Features:
A, B, C, D, E, F, G, H, M, N, Q, S

	1	2	3	4	5	6	7	8	9	10	11	12
3023-3	884	925	959	1009	1081	1106	1170	1289	1346	1459	1609	1797

OVERALL DIMENSIONS			SEAT DIMENSIONS			BACK DIMENSIONS	
W	D	H	W	D	H	W	H
27	26	43.5	21.5	18-21	18.5-21	21	19.5-25.5



SHADOW®



model 2710L

model 2711



Arm Feature

In addition to arm height, the arms also slide closer to and away from the seat. The armcaps swivel 30° left or right and positively lock into position.



Lumbar Support


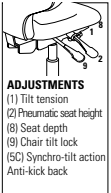

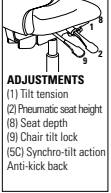
The lumbar area of the backrest can be adjusted up and down until support is centered in the right spot for a user's body.

STANDARD FEATURES

- Shadow uses the "True Response Support System" which allows the seat and back to gently flex and respond to changes in your body's position.
- Cast aluminum with a mirror polish accent the arms, back support, base and frame.
- The seat and back cushions are attached via specially engineered elastomeric mounts.
- Seat depth results in a "floating" seat concept, encouraging proper posture and constant muscle movement.
- Manual seat depth adjustable from 17.25" to 18.5" (measured from lumbar to the front seat edge.)
- The lumbar area of the backrest can be adjusted up and down until support is centered in the right spot for a user's body.
- Height/pivot adjustable arms are available in Black Only.
- There are No arm or caster options for this series.
- C10 dual casters are standard.

OPTIONAL FEATURES

- Please refer to the "Casters Selection" section of the price book for caster options. Optional casters may be priced higher than the standard casters for your chair and the difference will be charged. Lower priced optional casters will not be credited.
- For hard surface flooring casters Please Specify C10R, add \$42.00
- For availability of chair series in Vinyl, please contact a Global Sales Representative.
- Chairs will have additional stitch details when upholstered in vinyl.
- For fully assembled in box, please specify SU. Add \$50.00.

DESCRIPTION	FEATURES	MODEL#	STANDARD FABRIC GRADES																																																																											
			1	2	3	4	5	6	7	8	9	10	11	12																																																																
 <p>Extended HB Synchro-Tilter COM Yardage: 1.75 Freight Class: 250 Product Weight (lbs.): 63 Cubic Feet Per Carton: 18.25</p>	 <p>ADJUSTMENTS (1) Tilt tension (2) Pneumatic seat height (8) Seat depth (9) Chair tilt lock (5C) Synchro-tilt action Anti-kick back</p>	<p>Ergonomic Features: A, B, C, E, H, L, M, N, Q</p>	<table border="1"> <tr> <td>2710</td> <td>1411</td> <td>1456</td> <td>1488</td> <td>1539</td> <td>1609</td> <td>1634</td> <td>1699</td> <td>1811</td> <td>1875</td> <td>1980</td> <td>2136</td> <td>2326</td> </tr> <tr> <td>2710L</td> <td>-</td> <td>-</td> <td>-</td> <td>-</td> <td>-</td> <td>-</td> <td>-</td> <td>1950</td> <td>2029</td> <td>2127</td> <td>2292</td> <td>2479</td> </tr> <tr> <td colspan="3">OVERALL DIMENSIONS</td> <td colspan="3">SEAT DIMENSIONS</td> <td colspan="3">BACK DIMENSIONS</td> <td colspan="3"></td> </tr> <tr> <td>W</td> <td>D</td> <td>H</td> <td>W</td> <td>D</td> <td>H</td> <td>W</td> <td>H</td> <td colspan="5"></td> </tr> <tr> <td>28</td> <td>28</td> <td>46</td> <td>21</td> <td>17.25-18.5</td> <td>16.5-20.5</td> <td>18</td> <td>28</td> <td colspan="5"></td> </tr> </table>												2710	1411	1456	1488	1539	1609	1634	1699	1811	1875	1980	2136	2326	2710L	-	-	-	-	-	-	-	1950	2029	2127	2292	2479	OVERALL DIMENSIONS			SEAT DIMENSIONS			BACK DIMENSIONS						W	D	H	W	D	H	W	H						28	28	46	21	17.25-18.5	16.5-20.5	18	28					
			2710	1411	1456	1488	1539	1609	1634	1699	1811	1875	1980	2136	2326																																																															
			2710L	-	-	-	-	-	-	-	1950	2029	2127	2292	2479																																																															
			OVERALL DIMENSIONS			SEAT DIMENSIONS			BACK DIMENSIONS																																																																					
W	D	H	W	D	H	W	H																																																																							
28	28	46	21	17.25-18.5	16.5-20.5	18	28																																																																							
 <p>MB Synchro-Tilter COM Yardage: 1.50 Freight Class: 150 Product Weight (lbs.): 57 Cubic Feet Per Carton: 13</p>	 <p>ADJUSTMENTS (1) Tilt tension (2) Pneumatic seat height (8) Seat depth (9) Chair tilt lock (5C) Synchro-tilt action Anti-kick back</p>	<p>Ergonomic Features: A, B, C, E, H, L, M, N, Q</p>	<table border="1"> <tr> <td>2711</td> <td>1379</td> <td>1415</td> <td>1444</td> <td>1488</td> <td>1549</td> <td>1572</td> <td>1627</td> <td>1723</td> <td>1778</td> <td>1868</td> <td>2002</td> <td>2163</td> </tr> <tr> <td>2711L</td> <td>-</td> <td>-</td> <td>-</td> <td>-</td> <td>-</td> <td>-</td> <td>-</td> <td>1802</td> <td>1868</td> <td>1950</td> <td>2093</td> <td>2254</td> </tr> <tr> <td colspan="3">OVERALL DIMENSIONS</td> <td colspan="3">SEAT DIMENSIONS</td> <td colspan="3">BACK DIMENSIONS</td> <td colspan="3"></td> </tr> <tr> <td>W</td> <td>D</td> <td>H</td> <td>W</td> <td>D</td> <td>H</td> <td>W</td> <td>H</td> <td colspan="5"></td> </tr> <tr> <td>28</td> <td>27</td> <td>39</td> <td>21</td> <td>17.25-18.5</td> <td>16.5-20.5</td> <td>18</td> <td>21</td> <td colspan="5"></td> </tr> </table>												2711	1379	1415	1444	1488	1549	1572	1627	1723	1778	1868	2002	2163	2711L	-	-	-	-	-	-	-	1802	1868	1950	2093	2254	OVERALL DIMENSIONS			SEAT DIMENSIONS			BACK DIMENSIONS						W	D	H	W	D	H	W	H						28	27	39	21	17.25-18.5	16.5-20.5	18	21					
			2711	1379	1415	1444	1488	1549	1572	1627	1723	1778	1868	2002	2163																																																															
			2711L	-	-	-	-	-	-	-	1802	1868	1950	2093	2254																																																															
			OVERALL DIMENSIONS			SEAT DIMENSIONS			BACK DIMENSIONS																																																																					
W	D	H	W	D	H	W	H																																																																							
28	27	39	21	17.25-18.5	16.5-20.5	18	21																																																																							

SOFTCURVE™



model 4691LM-3 (SC)



model 4696LM-2



Optional Base
Arched aluminum base available as an option on models that are standard with a black arched base. Specify "B5". Add \$110.00.



model 4698LM

STANDARD FEATURES

- European style with gathered upholstery, detailed stitching, built-in lumbar support and distinctive arch base.
- Executive and managerial models incorporate polished aluminum that accent both the arch base and fixed height loop arms with padded armrests.
- Standard Pneumatic seat height adjustment and tilt tension control on all models.
- Synchro-Tilter with Back Angle - synchronized seat and back movement with 2-to-1 ratio. Infinite tilt lock control. Back angle adjustment.
- Knee-Tilter: seat and back tilts from a pivot point near the front of the chair with infinite tilt lock. Back angle control.
- Multi-Tilter - Forward and rearward seat tilt with infinite tilt lock. Free-floating back angle control.
- All other models use a black urethane arch base and adjustable height forward swept arms with kidney shaped urethane armcaps (SC).
- Please Note: Loop arms will be the standard polished aluminum.
- C1 casters are standard.

- Standard in Special Leather/Mock Leather (Grade 5). Not available in Fabric.

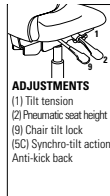
OPTIONAL FEATURES

- Optional ballistic style nylon outer back fabric available. Resistant to impact damage. Available in Black Only (BKB) Add \$13.00 (for models 4690LM-2 and 4691LM-2)
- Optional seat depth is available on models 4690LM-2, 4691LM-2 and 4691LM-3 Specify (MD). Add \$85.00
- Optional Chrome (CHM) base is available on armchair model 4698LM Only. Add \$91.00. Please Specify. Optional Black (BLK) finish is available on the base on models 4696LM and 4697LM Only, Add \$67.00. Please Specify.
- All Softcurve models are available under CAL 133, but only when upholstered in materials that are approved for California TB133 and a \$209 list upcharge is required.
- For hard surface flooring casters Please Specify C9R, add \$47.00
- For fully assembled in box, please specify SU. Add \$50.00.

DESCRIPTION FEATURES MODEL# STANDARD FABRIC GRADES



HB Synchro - Tilter with back angle adjustment
COM Yardage: 4.25
Freight Class: 150
Product Weight (lbs.): 56
Cubic Feet Per Carton: 11.50



ADJUSTMENTS
(1) Tilt tension
(2) Pneumatic seat height
(9) Chair tilt lock
(SC) Synchro-tilt action
Anti-kick back

Ergonomic Features:
A, B, C, H, L, M, N

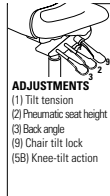
	1	2	3	4	5	6	7	8	9	10	11	12
4690LM-0	-	-	-	-	1117	-	-	1609	1781	2016	2414	2872

Leather/Mock Leather

OVERALL DIMENSIONS			SEAT DIMENSIONS			BACK DIMENSIONS	
W	D	H	W	D	H	W	H
26	27	45.5	20.5	18	17.5-21.5	20	26



HB Knee - Tilter
COM Yardage: 4.25
Freight Class: 150
Product Weight (lbs.): 56
Cubic Feet Per Carton: 11.50



ADJUSTMENTS
(1) Tilt tension
(2) Pneumatic seat height
(3) Back angle
(9) Chair tilt lock
(5B) Knee-tilt action

Ergonomic Features:
A, B, C, G, H, J, M, N

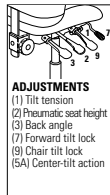
	1	2	3	4	5	6	7	8	9	10	11	12
4690LM-2	-	-	-	-	1210	-	-	1701	1873	2110	2507	2966

Leather/Mock Leather

OVERALL DIMENSIONS			SEAT DIMENSIONS			BACK DIMENSIONS	
W	D	H	W	D	H	W	H
26	27	45.5	20.5	18	17.5-21.5	20	26



HB Multi - Tilter
COM Yardage: 4.25
Freight Class: 150
Product Weight (lbs.): 56
Cubic Feet Per Carton: 11.50



ADJUSTMENTS
(1) Tilt tension
(2) Pneumatic seat height
(3) Back angle
(7) Forward tilt lock
(9) Chair tilt lock
(5A) Center-tilt action


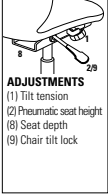


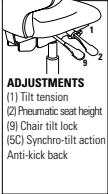


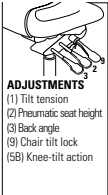


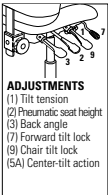


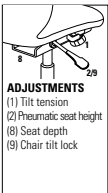

Ergonomic Features:
A, B, C, F, G, H, M, N, S






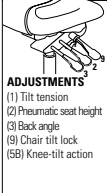

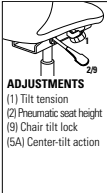

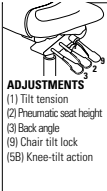
	1	2	3	4	5	6	7	8	9	10	11	12
4690LM-3	-	-	-	-	1117	-	-	1609	1781	2016	2414	2872


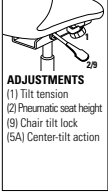

Leather/Mock Leather

OVERALL DIMENSIONS			SEAT DIMENSIONS			BACK DIMENSIONS	
W	D	H	W	D	H	W	H
26	27	45.5	20.5	18	17.5-21.5	20	20



DESCRIPTION	FEATURES	MODEL#	STANDARD FABRIC GRADES													
			1	2	3	4	5	6	7	8	9	10	11	12		
 <p>MB Tilter COM Yardage: 4.25 Freight Class: 150 Product Weight (lbs.): 54 Cubic Feet Per Carton: 11.50</p>	 <p>ADJUSTMENTS (1) Tilt tension (2) Pneumatic seat height (8) Seat depth (9) Chair tilt lock</p>	4690LM-4 Leather/Mock Leather	-	-	-	-	1036	-	-	1527	1699	1935	2335	2792		
			OVERALL DIMENSIONS			SEAT DIMENSIONS			BACK DIMENSIONS							
			W	D	H	W	D	H	W	H						
			26	27	45.5	20.5	18	17.5-21.5	20	20						
			RTA 2													
 <p>MB Synchro - Tilter with back angle adjustment COM Yardage: 3.75 Freight Class: 150 Product Weight (lbs.): 54 Cubic Feet Per Carton: 9.75</p>	 <p>ADJUSTMENTS (1) Tilt tension (2) Pneumatic seat height (9) Chair tilt lock (5C) Synchro-tilt action Anti-kick back</p>	4691LM-0 Leather/Mock Leather	-	-	-	-	1053	-	-	1545	1637	1952	2200	2603		
			OVERALL DIMENSIONS			SEAT DIMENSIONS			BACK DIMENSIONS							
			W	D	H	W	D	H	W	H						
			26	26	39.5	20.5	18	17.5-21.5	20	20						
			RTA 2													
 <p>MB Knee - Tilter COM Yardage: 3.75 Freight Class: 150 Product Weight (lbs.): 54 Cubic Feet Per Carton: 9.75</p>	 <p>ADJUSTMENTS (1) Tilt tension (2) Pneumatic seat height (3) Back angle (8) Chair tilt lock (5B) Knee-tilt action</p>	4691LM-2 Leather/Mock Leather	-	-	-	-	1149	-	-	1641	1733	2047	2294	2699		
			OVERALL DIMENSIONS			SEAT DIMENSIONS			BACK DIMENSIONS							
			W	D	H	W	D	H	W	H						
			26	26	39.5	20.5	18	17.5-21.5	20	20						
			RTA 2													
 <p>MB Multi - Tilter COM Yardage: 3.75 Freight Class: 150 Product Weight (lbs.): 54 Cubic Feet Per Carton: 9.75</p>	 <p>ADJUSTMENTS (1) Tilt tension (2) Pneumatic seat height (3) Back angle (7) Forward tilt lock (8) Chair tilt lock (5A) Center-tilt action</p>	4691LM-3 Leather/Mock Leather	-	-	-	-	1053	-	-	1545	1637	1952	2200	2603		
			OVERALL DIMENSIONS			SEAT DIMENSIONS			BACK DIMENSIONS							
			W	D	H	W	D	H	W	H						
			26	26	39.5	20.5	18	17.5-21.5	20	20						
			RTA 1													
 <p>MB Tilter COM Yardage: 3.75 Freight Class: 150 Product Weight (lbs.): 54 Cubic Feet Per Carton: 9.75</p>	 <p>ADJUSTMENTS (1) Tilt tension (2) Pneumatic seat height (8) Seat depth (9) Chair tilt lock</p>	4691LM-4 Leather/Mock Leather	-	-	-	-	972	-	-	1463	1555	1871	2118	2521		
			OVERALL DIMENSIONS			SEAT DIMENSIONS			BACK DIMENSIONS							
			W	D	H	W	D	H	W	H						
			26	26	39.5	20.5	18	17.5-21.5	20	20						
			RTA 1													

DESCRIPTION	FEATURES	MODEL#	STANDARD FABRIC GRADES											
			1	2	3	4	5	6	7	8	9	10	11	12
 <p>Armchair COM Yardage: 3.75 Freight Class: 250 Product Weight (lbs.): 42 Cubic Feet Per Carton: 13</p>	Ergonomic Features: H, M, N	4692LM	-	-	-	-	887	-	-	1379	1470	1786	2032	2436
			Leather/Mock Leather											
			OVERALL DIMENSIONS			SEAT DIMENSIONS			BACK DIMENSIONS					
			W	D	H	W	D	H	W	H				
26	26.5	38.5	20.5	18	18	20	20.5							
			RTA 00											
 <p>MB Operator Armless COM Yardage: 3.75 Freight Class: 150 Product Weight (lbs.): 40 Cubic Feet Per Carton: 9.75</p>	Ergonomic Features: C, F, G, M, N	4693LM-5	-	-	-	-	872	-	-	1365	1458	1771	2018	2424
			Leather/Mock Leather											
			OVERALL DIMENSIONS			SEAT DIMENSIONS			BACK DIMENSIONS					
			W	D	H	W	D	H	W	H				
20.5	26	39	20.5	18	17-21	20	20							
			RTA 1											
 <p>HB Knee - Tilter Loop Arms COM Yardage: 4.25 Freight Class: 150 Product Weight (lbs.): 58 Cubic Feet Per Carton: 13.25</p>	 <p>ADJUSTMENTS (1) Tilt tension (2) Pneumatic seat height (3) Back angle (8) Chair tilt lock (5B) Knee-tilt action</p>	4696LM-2	-	-	-	-	1233	-	-	1724	1895	2132	2530	2989
			Leather/Mock Leather											
			OVERALL DIMENSIONS			SEAT DIMENSIONS			BACK DIMENSIONS					
			W	D	H	W	D	H	W	H				
25	28	43.5	20.5	18	17-21	20	24							
			RTA 1											
 <p>HB Tilter Loop Arms COM Yardage: 4.25 Freight Class: 250 Product Weight (lbs.): 45 Cubic Feet Per Carton: 13.25</p>	 <p>ADJUSTMENTS (1) Tilt tension (2) Pneumatic seat height (9) Chair tilt lock (5A) Center-tilt action</p>	4696LM-4	-	-	-	-	1056	-	-	1548	1721	1957	2356	2813
			Leather/Mock Leather											
			OVERALL DIMENSIONS			SEAT DIMENSIONS			BACK DIMENSIONS					
			W	D	H	W	D	H	W	H				
25	28	43	20.5	18	17-21	20	24							
			RTA 1											
 <p>MB Knee - Tilter Loop Arms COM Yardage: 3.75 Freight Class: 150 Product Weight (lbs.): 55 Cubic Feet Per Carton: 11.50</p>	 <p>ADJUSTMENTS (1) Tilt tension (2) Pneumatic seat height (3) Back angle (8) Chair tilt lock (5B) Knee-tilt action</p>	4697LM-2	-	-	-	-	1171	-	-	1662	1755	2070	2316	2722
			Leather/Mock Leather											
			OVERALL DIMENSIONS			SEAT DIMENSIONS			BACK DIMENSIONS					
			W	D	H	W	D	H	W	H				
25	26	38	20.5	18	17.5-21.5	20	18.5							
			RTA 1											

DESCRIPTION	FEATURES	MODEL#	STANDARD FABRIC GRADES											
			1	2	3	4	5	6	7	8	9	10	11	12
 <p>MB Tilter Loop Arms COM Yardage: 3.75 Freight Class: 150 Product Weight (lbs.): 51 Cubic Feet Per Carton: 11.50</p>	 <p>ADJUSTMENTS (1) Tilt tension (2) Pneumatic seat height (3) Chair tilt lock (5A) Center-tilt action</p>	<p>4697LM-4 Leather/Mock Leather</p>	<p>OVERALL DIMENSIONS</p> <p>W D H</p>			<p>SEAT DIMENSIONS</p> <p>W D H</p>			<p>BACK DIMENSIONS</p> <p>W H</p>					
			25	26	37.5	20.5	18	17.5-21.5	20	18.5				
			<p>Ergonomic Features: A, B, C, M, N, S</p>											
			<p>RTA 00</p>											
 <p>Armchair Loop Arms COM Yardage: 3.75 Freight Class: 250 Product Weight (lbs.): 42 Cubic Feet Per Carton: 17</p>		<p>4698LM Leather/Mock Leather</p>	<p>OVERALL DIMENSIONS</p> <p>W D H</p>			<p>SEAT DIMENSIONS</p> <p>W D H</p>			<p>BACK DIMENSIONS</p> <p>W H</p>					
			25	26.5	37	20.5	18	18	20	18.5				
			<p>Ergonomic Features: H, M, N</p>											
			<p>RTA 00</p>											

SOLAR



STANDARD FEATURES

- A sophisticated and versatile seating solution for conference and collaborative environments. Designed by Paul Brooks.
- One Piece molded frame is extremely light (chair weighs 24 lbs) and exceeds BIFMA standard for commercial applications.
- Cascading forward seat surface and reverse edge profile provide better leg clearance and comfort.
- Integrated seat height adjustment lever is intuitive and easy to utilize.
- The under seat structure maintains the seamless and fluid aesthetic that defines Solar.

- C1 casters are standard.

OPTIONAL FEATURES

- Mesh is available in Midnight (MDN), Storm (STM), Dove (DVE), and Ivory (IVY).
- Polished Aluminum (ALU) base is available at an up charge \$110.00 list.
- To have Alabaster (ABR) base on the Asphalt (APT) frame, please add \$50.00 list
- Optional Black Glide (G) is available at no up charge.
- For hard floor surface casters please specify SC, please add \$34.00 list.
- For fully assembled in box, please specify SU. Add \$50.00.

DESCRIPTION	FEATURES	MODEL#	STANDARD FABRIC GRADES											
-------------	----------	--------	------------------------	--	--	--	--	--	--	--	--	--	--	--



MB Mesh Tilter - Asphalt Base/Frame
 COM Yardage: N/A
 Freight Class: 250
 Product Weight (lbs.): 24
 Cubic Feet Per Carton: 9

Ergonomic Features:
 C, M

	1	2	3	4	5	6	7	8	9	10	11	12
8456	725	-	-	-	-	-	-	-	-	-	-	-

OVERALL DIMENSIONS			SEAT DIMENSIONS			BACK DIMENSIONS	
W	D	H	W	D	H	W	H

23.25	25	36	19.25	18	17-21	19	19
-------	----	----	-------	----	-------	----	----



	1	2	3	4	5	6	7	8	9	10	11	12
8457	795	-	-	-	-	-	-	-	-	-	-	-

OVERALL DIMENSIONS			SEAT DIMENSIONS			BACK DIMENSIONS	
W	D	H	W	D	H	W	H

23.25	25	36	19.25	18	17-21	19	19
-------	----	----	-------	----	-------	----	----



MB Mesh Tilter - Alabaster Base/Frame
 COM Yardage: N/A
 Freight Class: 250
 Product Weight (lbs.): 24
 Cubic Feet Per Carton: 9

Ergonomic Features:
 C, M



MB Mesh Stool - Asphalt Base/Frame
 COM Yardage: N/A
 Freight Class: 250
 Product Weight (lbs.): 31
 Cubic Feet Per Carton: 9

Ergonomic Features:
 C, M

	1	2	3	4	5	6	7	8	9	10	11	12
8456S	925	-	-	-	-	-	-	-	-	-	-	-

OVERALL DIMENSIONS			SEAT DIMENSIONS			BACK DIMENSIONS	
W	D	H	W	D	H	W	H

23.25	25	42	19.25	18	22.5-30.5	19	19
-------	----	----	-------	----	-----------	----	----



MB Mesh Stool - Alabaster Base/Frame
 COM Yardage: N/A
 Freight Class: 250
 Product Weight (lbs.): 31
 Cubic Feet Per Carton: 9

Ergonomic Features:
 C, M

	1	2	3	4	5	6	7	8	9	10	11	12
8457S	995	-	-	-	-	-	-	-	-	-	-	-

OVERALL DIMENSIONS			SEAT DIMENSIONS			BACK DIMENSIONS	
W	D	H	W	D	H	W	H

23.25	25	42	19.25	18	22.5-30.5	19	19
-------	----	----	-------	----	-----------	----	----



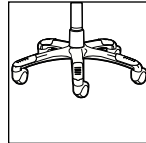
SOLO®



model 5227



model 5226



Optional Base
Polished Aluminum base with black scuff tips. Specify "B2". Add \$110.00.

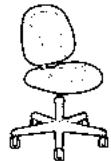
STANDARD FEATURES

- Contoured seat and back, waterfall seat edge and SSU armcaps provide extended comfort.
- All models (except armchairs) are standard with a five-legged, injection molded base.
- Frame is standard in Black (BK).
- Ganging Clamp 5233 used for models 5225 and 5226 sled base models. Can be used for Supra models 5332 and 5332L (see page 203).
- Ganging Clamp 2755 For model 5226. Zinc plated.
- Specifications and pricing is for 1 chair.
- Armchair models are standard with Black (BK) glides.
- C65 casters are standard.
- For availability of chair series in Vinyl, please contact a Global Sales Representative.
- Not available in Leather.

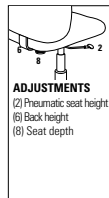
OPTIONAL FEATURES

- Frame is optional in a Tungsten (TUN) finish. No additional charge. Please Specify. (except on model 5224, Base is available in Black only.)
- Chrome upper finish with Black base available on models 5224, 5227 and 5228 or all Chrome on models 5225 and 5226. Add 10% of opening published grade price.
- Optional ballistic style nylon outer back fabric available. Resistant to impact damage. Available in Black Only (BKB) Add \$13.00
- Vinyl Bumper Guard available with back edge vinyl bumper guard option (VBG). Add \$16.00.
- Non Marking (NM) glides are available at No charge to replace Black glides. Please Specify.
- Polished Aluminum base with black scuff tips. Specify "B2". Add \$110.00.
- Please refer to the "Casters Selection" section of the price book for caster options. Optional casters may be priced higher than the standard casters for your chair and the difference will be charged. Lower priced optional casters will not be credited.
- For hard surface flooring casters Please Specify C65R, add \$47.00
- For fully assembled in box, please specify SU. Add \$50.00.

DESCRIPTION FEATURES MODEL# STANDARD FABRIC GRADES



LB Task
COM Yardage: 1.50
Freight Class: 250
Product Weight (lbs.): 21
Cubic Feet Per Carton: 5.88 (2 per carton)



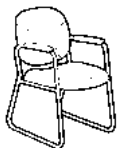
ADJUSTMENTS
(2) Pneumatic seat height
(6) Back height
(8) Seat depth

Ergonomic Features:
C, D, E, M, N

MODEL#	1	2	3	4	5	6	7	8	9	10	11	12
5224	339	377	405	448	510	531	586	688	736	832	961	1124

OVERALL DIMENSIONS			SEAT DIMENSIONS			BACK DIMENSIONS		
W	D	H	W	D	H	W	H	
20	22	34	20	15.5-17.5	15.75-21.25	17	17.5-17.5	

RTA 00



Armchair
COM Yardage: 1.25
Freight Class: 250
Product Weight (lbs.): 25
Cubic Feet Per Carton: 10.13 (2 per carton)

Ergonomic Features:
M, N

MODEL#	1	2	3	4	5	6	7	8	9	10	11	12
5225	285	315	340	377	428	446	492	576	618	696	804	939

OVERALL DIMENSIONS			SEAT DIMENSIONS			BACK DIMENSIONS		
W	D	H	W	D	H	W	H	
24	25	34	20	18	18	20	18	

RTA 00








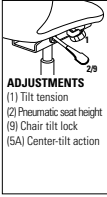

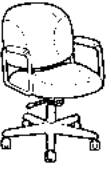
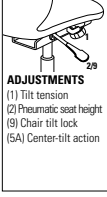

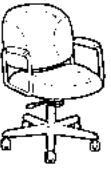
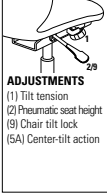

Side Chair
COM Yardage: 1.25
Freight Class: 250
Product Weight (lbs.): 21
Cubic Feet Per Carton: 8.75 (2 per carton)

Ergonomic Features:
M, N

MODEL#	1	2	3	4	5	6	7	8	9	10	11	12
5226	264	296	320	357	408	427	471	556	597	677	784	939

OVERALL DIMENSIONS			SEAT DIMENSIONS			BACK DIMENSIONS		
W	D	H	W	D	H	W	H	
22	25.5	34	20	18	18	20	18	

RTA 00

DESCRIPTION	FEATURES	MODEL#	STANDARD FABRIC GRADES													
			1	2	3	4	5	6	7	8	9	10	11	12		
 <p>Ganging Clamp COM Yardage: N/A Freight Class: 70 Product Weight (lbs.): 1 Cubic Feet Per Carton: .10 (2 per carton)</p>		5233	19	-	-	-	-	-	-	-	-	-	-	-	-	
			OVERALL DIMENSIONS			SEAT DIMENSIONS			BACK DIMENSIONS							
			W	D	H	W	D	H	W	H						
			0.87	7.75	1.5	-	-	-	-	-						
																
 <p>Ganging Clamp COM Yardage: N/A Freight Class: 70 Product Weight (lbs.): .30 Cubic Feet Per Carton: .10</p>		2755	21	-	-	-	-	-	-	-	-	-	-	-		
			OVERALL DIMENSIONS			SEAT DIMENSIONS			BACK DIMENSIONS							
			W	D	H	W	D	H	W	H						
			3	0.75	1	-	-	-	-	-						
																
 <p>HB Tilter COM Yardage: 1.50 Freight Class: 150 Product Weight (lbs.): 41 Cubic Feet Per Carton: 10.13 (2 per carton)</p>	 <p>ADJUSTMENTS (1) Tilt tension (2) Pneumatic seat height (9) Chair tilt lock (5A) Center-tilt action</p>	5227	421	457	487	529	591	613	667	772	819	914	1043	1205		
			OVERALL DIMENSIONS			SEAT DIMENSIONS			BACK DIMENSIONS							
			W	D	H	W	D	H	W	H						
			24	25.5	38	20	18.5	17.75-21.75	20	19.5						
																
			RTA 00													
			Ergonomic Features: A, B, C, M, N, S													
 <p>LB Tilter COM Yardage: 1.25 Freight Class: 250 Product Weight (lbs.): 32 Cubic Feet Per Carton: 10.13 (2 per carton)</p>	 <p>ADJUSTMENTS (1) Tilt tension (2) Pneumatic seat height (9) Chair tilt lock (5A) Center-tilt action</p>	5228	379	409	433	470	521	540	585	669	710	789	897	1032		
			OVERALL DIMENSIONS			SEAT DIMENSIONS			BACK DIMENSIONS							
			W	D	H	W	D	H	W	H						
			24	24.5	34	20	18.5	17.75-21.75	20	17.5						
																
			RTA 00													
			Ergonomic Features: A, B, C, M, N, S													
 <p>LB Tilter COM Yardage: 1.25 Freight Class: 250 Product Weight (lbs.): 33 Cubic Feet Per Carton: 9 (2 per carton)</p>	 <p>ADJUSTMENTS (1) Tilt tension (2) Pneumatic seat height (9) Chair tilt lock (5A) Center-tilt action</p>	5228-9	394	424	447	482	532	550	593	676	716	793	898	1028		
			OVERALL DIMENSIONS			SEAT DIMENSIONS			BACK DIMENSIONS							
			W	D	H	W	D	H	W	H						
			24	24.5	34	20	18.5	17.75-21.75	20	17.5						
																
			RTA 00													
			Ergonomic Features: A, B, C, M, N, S													


SPREE



model 6040 - Mesh Back



model 6041 - Upholstered




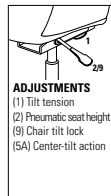

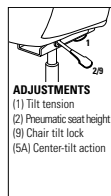
Optional Black/Silver Mesh (S0).


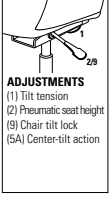


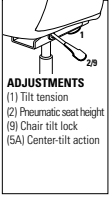

STANDARD FEATURES

- This series offers a high quality mesh back and upholstered back task chairs with a zero lift seat while tilting.
- The back is designed specifically to avoid restricting upper body movement allowing the user to easily access space all around their work station.
- Lumbar area wraps around the users waist to provide a secure feeling and excellent lumbar support.
- The back of the seat slides to the rear and reclines while tilting to provide a smooth comfortable tilt action. Front of the seat does not lift during tilting, so feet stay flat on the floor.
- The seat structure is flexible and is suspended over space that allows the seat to move a flex with the user ensuring long-term comfort.
- Features a unique seat depth adjustment with controls at your fingertips. Controls are located on either side of the seat so the seat can easily slide and extend the roll out seat edge providing 1.5" of additional seat depth.
- Standard Height adjustable arms with 4" of height adjustment. Arm caps rotate 30 degrees towards keyboard.
- Black five prong, injection molded, fiberglass reinforced nylon based is standard.
- Arms attached to the mechanism and are designed to recline with the back movement. Arms will not move away from back.
- Standard with side adjusted tilt tension, rotate knob through five clicks to select right tension.
- Spree is equipped with Global's high quality Soft Descent pneumatic lift which slowly and gently lowers the height of the chair making it easy to obtain the desired position.
- C1 dual wheel carpet casters are standard on five prong base models.

OPTIONAL FEATURES

- Mesh backs are available in 7 colors: White (S1), Black (S2), Blue (S3), Green (S4), Orange (S5), Charcoal (S6), and Sand (S7).
- Optional specialty color Black/Silver (S0) mesh with black vertical stripes on the front with silver vertical stripes visible from the back. Please specify (S0) mesh. Add \$150.00.
- Optional Polished aluminum base available. Please specify ALU. Add \$110.00.
- For hard surface flooring casters, please specify C9R casters. Add \$63.00
- Please refer to the "Casters Selection" section of the price book for caster options. Optional casters may be priced higher than the standard casters for your chair and the difference will be charged. Lower priced optional casters will not be credited.
- All models are available in fabric, vinyl or leather with EXCEPTION of Jenny, Pebbles, Quilt and Station textiles. Not available in Leather/Mock leather combination.
- For fully assembled in box, please specify SU. Add \$50.00.

DESCRIPTION	FEATURES	MODEL#	STANDARD FABRIC GRADES													
			1	2	3	4	5	6	7	8	9	10	11	12		
 <p>MB Synchro - Tilter COM Yardage: 1 Freight Class: 150 Product Weight (lbs.): 50 Cubic Feet Per Carton: 11</p>	 <p>ADJUSTMENTS (1) Tilt tension (2) Pneumatic seat height (9) Chair tilt lock (5A) Center-tilt action</p>	6040	725	749	768	796	835	850	884	951	983	1044	1128	1232		
		6040L Leather	-	-	-	-	-	-	-	1000	1043	1097	1189	1134		
		OVERALL DIMENSIONS			SEAT DIMENSIONS			BACK DIMENSIONS								
		W	D	H	W	D	H	W	H							
	26	25	39	19.5	15-16.5	16-20	15.5	20								
	RTA 2		ups													
 <p>MB Synchro - Tilter COM Yardage: 1.50 Freight Class: 150 Product Weight (lbs.): 51 Cubic Feet Per Carton: 11</p>	 <p>ADJUSTMENTS (1) Tilt tension (2) Pneumatic seat height (9) Chair tilt lock (5A) Center-tilt action</p>	6041	875	911	939	981	1040	1062	1114	1213	1261	1354	1479	1636		
		6041L Leather	-	-	-	-	-	-	-	1200	1266	1347	1484	1640		
		OVERALL DIMENSIONS			SEAT DIMENSIONS			BACK DIMENSIONS								
		W	D	H	W	D	H	W	H							
	26	25	39	19.5	15-16.5	16-20	15.5	20								
	RTA 2		ups													

DESCRIPTION	FEATURES	MODEL#	STANDARD FABRIC GRADES												
			1	2	3	4	5	6	7	8	9	10	11	12	
 <p>Armless MB Synchro - Tilter COM Yardage: 1 Freight Class: 150 Product Weight (lbs.): 44 Cubic Feet Per Carton: 11</p>	 <p>ADJUSTMENTS (1) Tilt tension (2) Pneumatic seat height (9) Chair tilt lock (5A) Center-tilt action</p> <p>Mesh Back</p> <p>Ergonomic Features: A, B, C, E, L, M, N</p>	6040NA	675	701	721	752	795	815	855	917	965	1019	1129	1247	
		6040LNA Leather	-	-	-	-	-	-	-	-	791	840	893	1003	1121
		OVERALL DIMENSIONS			SEAT DIMENSIONS			BACK DIMENSIONS							
		W	D	H	W	D	H	W		H					
		19.5	25	39	19.5	15-16.5	16-20	15.5		20					
			RTA 1												
 <p>Armless MB Synchro - Tilter COM Yardage: 1.50 Freight Class: 150 Product Weight (lbs.): 44 Cubic Feet Per Carton: 11</p>	 <p>ADJUSTMENTS (1) Tilt tension (2) Pneumatic seat height (9) Chair tilt lock (5A) Center-tilt action</p> <p>Upholstered Back</p> <p>Ergonomic Features: A, B, C, E, L, M, N</p>	6041NA	825	865	895	941	1006	1036	1095	1189	1261	1341	1507	1683	
		6041LNA Leather	-	-	-	-	-	-	-	1150	1224	1304	1470	1646	
		OVERALL DIMENSIONS			SEAT DIMENSIONS			BACK DIMENSIONS							
		W	D	H	W	D	H	W		H					
		19.5	25	39	19.5	15-16.5	16-20	15.5		20					
			RTA 1												

SUPRA™



model 5330-4 (UB)



model 5332 (TUN)



Impact Resistant Back
All models are standard with an impact resistant back cover, in Black Only.



model 5332



Optional Base
Arched aluminum base available as an option on models that are standard with a black arched base. Specify "B5". Add 110.00.

STANDARD FEATURES

- Contoured cushions support the user in a comfortable, contemporary style.
- Stylish arm/frame design sweeps from under the seat through the back and culminates in a hoop at the rear of the seat.
- Tilters are standard with a Tungsten (TUN) finish and Black base. Armchairs are standard with a Tungsten finish (TUN).
- Molded self-skinned urethane waterfall armrests are available in Black (BK) Only.
- The impact resistant outer back shell adds a decorative look and protects from damage. Available in Black (BK) Only.
- All models (except armchairs) are standard with a five-legged, injection molded "spider" base with C65 casters are standard.
- Model 5331-4SC features a self centering cylinder which swivels and automatically returns to the starting seat location. This model is standard with a flat 5 star base in Black (BK) with C7 glides.

OPTIONAL FEATURES

- Models 5332 and 5332L can be joined together using ganging clamp model 5233.
- Optional steel cushioned glides (B) are available on models 5332 and 5332L. Add \$18.00. Please specify
- Please note that partially KD models 5330-4 and 5331-5 are part of the 2 Day Lightning quick ship program. Please contact a Global Sales Representative.
- Not available in Leather/Mock Leather combination (Grade 5).
- Optional frame finishes include: Please Specify a Tungsten finish with Tungsten base (UT)* on Tilter models. Add \$53.00. (* Equipped with a 3" cylinder instead of the standard 4" cylinder to maintain seat height range.) For a Chrome (CH) finish on armchairs. Add \$83.00.
- Please refer to the "Casters Selection" section of the price book for caster options. Optional casters may be priced higher than the standard casters for your chair and the difference will be charged. Lower priced optional casters will not be credited.
- For hard surface flooring casters, please specify C65R casters. Add \$47.00
- For fully assembled in box, please specify SU. Add \$50.00.

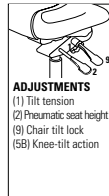
DESCRIPTION FEATURES MODEL# STANDARD FABRIC GRADES



5330-2



5330L-2



ADJUSTMENTS
(1) Tilt tension
(2) Pneumatic seat height
(9) Chair tilt lock
(5B) Knee-tilt action

HB Knee - Tilter
COM Yardage: 1.50
Freight Class: 250
Product Weight (lbs.): 41
Cubic Feet Per Carton: 13.25

Ergonomic Features:
A, B, C, J, M, N

MODEL#	1	2	3	4	5	6	7	8	9	10	11	12
5330-2	642	679	708	752	812	834	889	991	1041	1135	1264	1426

5330L-2	-	-	-	-	-	-	-	1059	1126	1210	1351	1512
---------	---	---	---	---	---	---	---	------	------	------	------	------

OVERALL DIMENSIONS			SEAT DIMENSIONS			BACK DIMENSIONS	
W	D	H	W	D	H	W	H

26	27	42.5	21	18.5	17.5-21.5	20	24
----	----	------	----	------	-----------	----	----

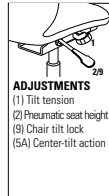
RTA 2



5330-4



5330L-4



ADJUSTMENTS
(1) Tilt tension
(2) Pneumatic seat height
(9) Chair tilt lock
(5A) Center-tilt action

HB Tilter
COM Yardage: 1.50
Freight Class: 250
Product Weight (lbs.): 38
Cubic Feet Per Carton: 12

Ergonomic Features:
A, B, C, M, N, S

MODEL#	1	2	3	4	5	6	7	8	9	10	11	12
5330-4	487	523	552	596	656	679	733	836	886	981	1109	1271

5330L-4	-	-	-	-	-	-	-	893	961	1044	1184	1346
---------	---	---	---	---	---	---	---	-----	-----	------	------	------

OVERALL DIMENSIONS			SEAT DIMENSIONS			BACK DIMENSIONS	
W	D	H	W	D	H	W	H

26	27	42	21	18.5	16.5-20.5	20	24
----	----	----	----	------	-----------	----	----

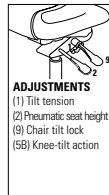
RTA 2



5331-2



5331L-2



ADJUSTMENTS
(1) Tilt tension
(2) Pneumatic seat height
(9) Chair tilt lock
(5B) Knee-tilt action

MB Knee - Tilter
COM Yardage: 1.25
Freight Class: 250
Product Weight (lbs.): 39
Cubic Feet Per Carton: 13.25

Ergonomic Features:
A, B, C, J, M, N



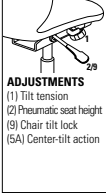

MODEL#	1	2	3	4	5	6	7	8	9	10	11	12
5331-2	608	639	664	699	751	769	815	898	940	1019	1127	1262




5331L-2	-	-	-	-	-	-	-	960	1015	1086	1203	1336
---------	---	---	---	---	---	---	---	-----	------	------	------	------




OVERALL DIMENSIONS			SEAT DIMENSIONS			BACK DIMENSIONS	
W	D	H	W	D	H	W	H




26	26	39.5	21	18.5	17.5-21.5	20	19.5
----	----	------	----	------	-----------	----	------




RTA 2

DESCRIPTION	FEATURES	MODEL#	STANDARD FABRIC GRADES												
			1	2	3	4	5	6	7	8	9	10	11	12	
 5331-4	 5331L-4	 <p>ADJUSTMENTS (1) Tilt tension (2) Pneumatic seat height (3) Chair tilt lock (5A) Center-tilt action</p>	5331-4	455	485	512	545	597	617	661	747	787	866	974	1109
			5331L-4	-	-	-	-	-	-	-	-	797	851	920	1040
			OVERALL DIMENSIONS			SEAT DIMENSIONS			BACK DIMENSIONS						
			W	D	H	W	D	H	W		H				
			26	26	39	21	18.5	16.5-20.5	20		19.5				
<p>MB Tilter COM Yardage: 1.25 Freight Class: 250 Product Weight (lbs.): 35 Cubic Feet Per Carton: 12</p>			<p>Ergonomic Features: A, B, C, M, N, S</p>			<p>RTA 2 </p>									

DESCRIPTION	FEATURES	MODEL#	STANDARD FABRIC GRADES											
			1	2	3	4	5	6	7	8	9	10	11	12
 5331-4SC	 5331L-4SC	5331-4SC	505	538	562	598	652	669	715	802	845	926	1035	1172
		5331L-4SC	-	-	-	-	-	-	-	848	905	977	1096	1234
			OVERALL DIMENSIONS			SEAT DIMENSIONS			BACK DIMENSIONS					
			W	D	H	W	D	H	W		H			
			26	26	37	21	18.5	18	20		19.5			
<p>MB Conference Chair COM Yardage: 1.25 Freight Class: 250 Product Weight (lbs.): 37 Cubic Feet Per Carton: 11.50</p>			<p>Ergonomic Features: A, B, C, M, N, S</p>			<p>RTA 2 </p>								

DESCRIPTION	FEATURES	MODEL#	STANDARD FABRIC GRADES											
			1	2	3	4	5	6	7	8	9	10	11	12
 5332	 5332L	5332	379	409	433	470	521	540	585	669	710	789	897	1032
		5332L	-	-	-	-	-	-	-	714	772	841	958	1093
			OVERALL DIMENSIONS			SEAT DIMENSIONS			BACK DIMENSIONS					
			W	D	H	W	D	H	W		H			
			25	25.5	36	21	18.5	17.5	20		19.5			
<p>Armchair COM Yardage: 1.25 Freight Class: 300 Product Weight (lbs.): 28 Cubic Feet Per Carton: 17</p>			<p>Ergonomic Features: M, N</p>			<p>RTA 00 </p>								

DESCRIPTION	FEATURES	MODEL#	STANDARD FABRIC GRADES											
			1	2	3	4	5	6	7	8	9	10	11	12
 5332C	 5332LC	5332C	500	531	556	593	645	664	710	797	839	919	1029	1167
		5332LC	-	-	-	-	-	-	-	956	1012	1073	1203	1339
			OVERALL DIMENSIONS			SEAT DIMENSIONS			BACK DIMENSIONS					
			W	D	H	W	D	H	W		H			
			25	25.5	38	21	18.5	17.5	20		19.5			
<p>Armchair Casters COM Yardage: 1.25 Freight Class: 300 Product Weight (lbs.): 28 Cubic Feet Per Carton: 17</p>			<p>Ergonomic Features: M, N</p>			<p>RTA 00 </p>								

DESCRIPTION	FEATURES	MODEL#	STANDARD FABRIC GRADES											
			1	2	3	4	5	6	7	8	9	10	11	12
 5335	 5335L	5335	455	485	512	545	597	617	661	747	787	866	974	1109
		5335L	-	-	-	-	-	-	-	797	851	920	1040	1173
			OVERALL DIMENSIONS			SEAT DIMENSIONS			BACK DIMENSIONS					
			W	D	H	W	D	H	W		H			
			25	28	38	21	18.5	18.5	20		19.5			
<p>Armchair Sled base COM Yardage: 1.25 Freight Class: 300 Product Weight (lbs.): 33 Cubic Feet Per Carton: 17.50</p>			<p>Ergonomic Features: M, N</p>			<p>RTA 00 </p>								

SUPRA X™



model 5336-3 (UG)

model 5336-5



Impact Resistant Back
All models are standard with an impact resistant back cover, in Black Only.



model 5337-6



Optional Base
An optional five-legged, arched metal base in Tungsten finish is available. (No Cover Can Used) Specify (UG). Add \$6.00.



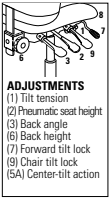



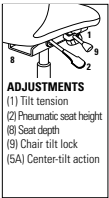



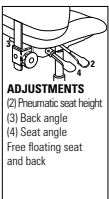



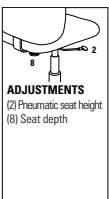



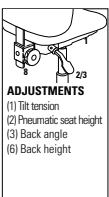

STANDARD FEATURES



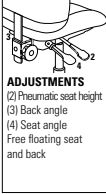



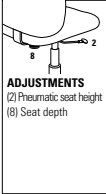



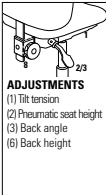



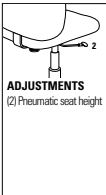



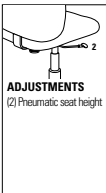

- Ergonomic office seating with height adjustable lumbar support.
- Control knobs on the outside of the back allow the adjustment of the lumbar support.
- An impact resistant outer back shell adds a distinctive look to this series and protects against damage.
- Standard with adjustable height forward swept arms with kidney shaped urethane armcaps (SC).
- Base and frame are standard in Black (BK).
- All models are standard with a five-legged, injection molded "spider" base.
- C65 casters are standard.

OPTIONAL FEATURES

- Please refer to "Arms Selection" section of the price book for arm options.
- Please refer to the "Casters Selection" section of the price book for caster options. Optional casters may be priced higher than the standard casters for your chair and the difference will be charged. Lower priced optional casters will not be credited.
- For hard surface flooring casters, please specify C65R casters. Add \$47.00
- For availability of chair series in Vinyl, please contact a Global Sales Representative. Not available in Leather/Mock Leather combination (Grade 5).
- Vari-Width Adapter Plate (WA) is standard when chair is ordered with adjustable height arms. Allows each arm to move outward an additional 2" (for a total of 4" extra seat width) and locks with the use of an easy to maneuver lever (WA).
- For fully assembled in box, please specify SU. Add \$50.00.

DESCRIPTION	FEATURES	MODEL#	STANDARD FABRIC GRADES											
			1	2	3	4	5	6	7	8	9	10	11	12
<p>HB Multi - Tilter COM Yardage: 1.50 Freight Class: 150 Product Weight (lbs.): 50 Cubic Feet Per Carton: 9.75</p> <p>Ergonomic Features: A, B, C, E, G, H, M, N, S</p>	<p>ADJUSTMENTS (1) Tilt tension (2) Pneumatic seat height (3) Back angle (6) Back height (7) Forward tilt lock (8) Chair tilt lock (5A) Center-tilt action</p>	5333-3	731	768	798	842	905	927	982	1087	1136	1234	1366	1530
		5333L-3 Leather	-	-	-	-	-	-	-	1045	1113	1198	1343	1506
		OVERALL DIMENSIONS	W	D	H	SEAT DIMENSIONS	W	D	H	BACK DIMENSIONS		W	H	
		26	26.5	41	20	19-20	16-20	18	23.5					
<p>HB Tilter COM Yardage: 1.50 Freight Class: 150 Product Weight (lbs.): 47 Cubic Feet Per Carton: 9.75</p> <p>Ergonomic Features: A, B, C, E, H, M, N, S</p>	<p>ADJUSTMENTS (1) Tilt tension (2) Pneumatic seat height (8) Seat depth (9) Chair tilt lock (5A) Center-tilt action</p>	5333-4	681	718	749	793	855	876	933	1037	1087	1183	1316	1481
		5333L-4 Leather	-	-	-	-	-	-	-	1072	1140	1225	1369	1534
		OVERALL DIMENSIONS	W	D	H	SEAT DIMENSIONS	W	D	H	BACK DIMENSIONS		W	H	
		26	25.5	41.5	21	18-19	16-20	18	23					
<p>MB Synchro - Tilter COM Yardage: 1.25 Freight Class: 150 Product Weight (lbs.): 49 Cubic Feet Per Carton: 9.75</p> <p>Ergonomic Features: A, B, C, H, L, M, N, Q</p>	<p>ADJUSTMENTS (1) Tilt tension (2) Pneumatic seat height (8) Chair tilt lock (5C) Synchro-tilt action Anti-kick back</p>	5336-1	853	887	911	948	1000	1018	1065	1151	1193	1275	1382	1520
		5336L-1 Leather	-	-	-	-	-	-	-	1339	1391	1456	1566	1692
		OVERALL DIMENSIONS	W	D	H	SEAT DIMENSIONS	W	D	H	BACK DIMENSIONS		W	H	
		26	26.5	37.5	20	19-20	16-20	18	16.5					

DESCRIPTION		FEATURES	MODEL#	STANDARD FABRIC GRADES												
				1	2	3	4	5	6	7	8	9	10	11	12	
 <p>5336-3</p>	 <p>5336L-3</p>	 <p>ADJUSTMENTS (1) Tilt tension (2) Pneumatic seat height (3) Back angle (6) Back height (7) Forward tilt lock (8) Chair tilt lock (5A) Center-tilt action</p>	5336-3	621	646	665	694	734	751	786	855	887	950	1037	1145	
			5336L-3	-	-	-	-	-	-	-	-	833	889	959	1075	1211
MB Multi - Tilter		Ergonomic Features: A, B, C, E, G, H, M, N, Q, S	OVERALL DIMENSIONS			SEAT DIMENSIONS			BACK DIMENSIONS							
COM Yardage: 1.25 Freight Class: 150 Product Weight (lbs.): 47 Cubic Feet Per Carton: 8.25			W	D	H	W	D	H	W	H						
			26	26.5	37.5	20	17-18.5	17-21	18	20						
			RTA 2													
 <p>5336-4</p>	 <p>5336L-4</p>	 <p>ADJUSTMENTS (1) Tilt tension (2) Pneumatic seat height (8) Seat depth (9) Chair tilt lock (5A) Center-tilt action</p>	5336-4	621	646	665	694	734	751	786	855	887	950	1037	1145	
			5336L-4	-	-	-	-	-	-	-	855	911	981	1097	1233	
HB Tilter		Ergonomic Features: A, B, C, E, H, M, N, Q, S	OVERALL DIMENSIONS			SEAT DIMENSIONS			BACK DIMENSIONS							
COM Yardage: 1.25 Freight Class: 150 Product Weight (lbs.): 45 Cubic Feet Per Carton: 8.25			W	D	H	W	D	H	W	H						
			26	25.5	37.5	21	18-19	16-20	19	19						
			RTA 2													
 <p>5336-5</p>	 <p>5336L-5</p>	 <p>ADJUSTMENTS (2) Pneumatic seat height (3) Back angle (4) Seat angle Free floating seat and back</p>	5336-5	600	626	645	675	714	731	765	834	868	932	1017	1125	
			5336L-5	-	-	-	-	-	-	824	880	949	1067	1201		
MB Operator		Ergonomic Features: C, E, F, G, H, M, N, Q, S	OVERALL DIMENSIONS			SEAT DIMENSIONS			BACK DIMENSIONS							
COM Yardage: 1.25 Freight Class: 150 Product Weight (lbs.): 44 Cubic Feet Per Carton: 7.50			W	D	H	W	D	H	W	H						
			26	27.5	37.5	20	17-18.5	16.5-21.5	18	20						
			RTA 2													
 <p>5336-6</p>	 <p>5336L-6</p>	 <p>ADJUSTMENTS (2) Pneumatic seat height (8) Seat depth</p>	5336-6	505	529	548	577	619	634	669	737	772	834	919	1028	
			5336L-6	-	-	-	-	-	-	733	788	859	975	1110		
MB Task		Ergonomic Features: C, E, H, M, N, Q	OVERALL DIMENSIONS			SEAT DIMENSIONS			BACK DIMENSIONS							
COM Yardage: 1.25 Freight Class: 150 Product Weight (lbs.): 36 Cubic Feet Per Carton: 7.50			W	D	H	W	D	H	W	H						
			26	25	38.5	20	17-18.5	16.5-21.5	18	20						
			RTA 2													
 <p>5336-7</p>	 <p>5336L-7</p>	 <p>ADJUSTMENTS (1) Tilt tension (2) Pneumatic seat height (3) Back angle (6) Back height</p>	5336-7	632	656	676	705	746	760	797	865	896	961	1047	1155	
			5336L-7	-	-	-	-	-	-	871	928	997	1114	1249		
MB Posture Task		Ergonomic Features: A, C, E, G, H, M, N, Q	OVERALL DIMENSIONS			SEAT DIMENSIONS			BACK DIMENSIONS							
COM Yardage: 1.25 Freight Class: 150 Product Weight (lbs.): 36 Cubic Feet Per Carton: 7.50			W	D	H	W	D	H	W	H						
			26	24	37.5	20	17-18.5	16.5-21.5	18	20						
			RTA 2													

DESCRIPTION		FEATURES		MODEL#		STANDARD FABRIC GRADES											
						1	2	3	4	5	6	7	8	9	10	11	12
 <p>5337-5</p>	 <p>5337L-5</p>	 <p>ADJUSTMENTS (2) Pneumatic seat height (3) Back angle (4) Seat angle Free floating seat and back.</p>	5337-5		497	522	541	569	611	626	662	731	761	827	913	1020	
			5337L-5		-	-	-	-	-	-	-	-	-	718	774	843	960
<p>MB Operator Armless COM Yardage: 1.25 Freight Class: 150 Product Weight (lbs.): 38 Cubic Feet Per Carton: 7</p>		<p>Ergonomic Features: C, E, F, G, M, N, Q, S</p>		<p>RTA 2 </p>		OVERALL DIMENSIONS			SEAT DIMENSIONS			BACK DIMENSIONS					
				W	D	H	W	D	H	W		H					
				20	27.5	37.5	20	17-18.5	16.5-21.5	18		20					
 <p>5337-6</p>	 <p>5337L-6</p>	 <p>ADJUSTMENTS (2) Pneumatic seat height (8) Seat depth</p>	5337-6		402	427	445	473	515	529	566	634	667	731	817	925	
			5337L-6		-	-	-	-	-	-	-	-	622	678	749	865	1000
<p>MB Task Armless COM Yardage: 1.25 Freight Class: 150 Product Weight (lbs.): 30 Cubic Feet Per Carton: 7</p>		<p>Ergonomic Features: C, E, M, N, Q</p>		<p>RTA 2 </p>		OVERALL DIMENSIONS			SEAT DIMENSIONS			BACK DIMENSIONS					
				W	D	H	W	D	H	W		H					
				20	25	38.5	20	17-18.5	16.5-21.5	18		20					
 <p>5337-7</p>	 <p>5337L-7</p>	 <p>ADJUSTMENTS (1) Tilt tension (2) Pneumatic seat height (3) Back angle (6) Back height</p>	5337-7		524	549	568	597	639	654	690	758	791	855	940	1048	
			5337L-7		-	-	-	-	-	-	-	-	763	819	889	1006	1141
<p>MB Posture Task Armless COM Yardage: 1.25 Freight Class: 150 Product Weight (lbs.): 30 Cubic Feet Per Carton: 7</p>		<p>Ergonomic Features: A C D E G M N</p>		<p>RTA 2 </p>		OVERALL DIMENSIONS			SEAT DIMENSIONS			BACK DIMENSIONS					
				W	D	H	W	D	H	W		H					
				20	24	37.5	20	17-18.5	16.5-21.5	18		20					
 <p>5338-6</p>	 <p>5338L-6</p>	 <p>ADJUSTMENTS (2) Pneumatic seat height</p>	5338-6		830	856	874	904	943	960	996	1065	1097	1159	1247	1354	
			5338L-6		-	-	-	-	-	-	-	-	1073	1119	1173	1267	1376
<p>Drafting Chair Task COM Yardage: 1.25 Freight Class: 150 Product Weight (lbs.): 40 Cubic Feet Per Carton: 7.50</p>		<p>Ergonomic Features: C, M, N, Q</p>		<p>RTA 2 </p>		OVERALL DIMENSIONS			SEAT DIMENSIONS			BACK DIMENSIONS					
				W	D	H	W	D	H	W		H					
				26	25	46.5	20	18.5-19.5	23.5-33.5	18		19					
 <p>5339-6</p>	 <p>5339L-6</p>	 <p>ADJUSTMENTS (2) Pneumatic seat height</p>	5339-6		723	749	765	796	836	851	888	957	988	1052	1139	1247	
			5339L-6		-	-	-	-	-	-	-	-	963	1009	1065	1158	1265
<p>Drafting Chair Task Armless COM Yardage: 1.25 Freight Class: 150 Product Weight (lbs.): 34 Cubic Feet Per Carton: 7.50</p>		<p>Ergonomic Features: C, M, N, Q</p>		<p>RTA 2 </p>		OVERALL DIMENSIONS			SEAT DIMENSIONS			BACK DIMENSIONS					
				W	D	H	W	D	H	W		H					
				20	25	46.5	20	18.5-19.5	23.5-33.5	18		19					

SYNOPSIS®



model 5080-3



model 5091-4

STANDARD FEATURES

- A compound curved back adds a distinct look while maximizing comfort.
- Fixed height, impact and scuff resistant curved arms are standard on models 5090-4, 5091-4 and 5092
- Tilter, Synchro-Tilter, and Multi-Tilter models (starting with 5080) are standard with adjustable height T arms with teardrop shaped urethane armcaps (3B).
- Ratchet style back height and pneumatic seat height adjustments is standard on Synchro-Tilter and Multi-Tilter models.
- Vari-Width (WA). Width adjustable arm extensions are standard with adjustable height T arms.
- Synchro-Tilter and Multi-Tilters feature a black impact resistant outer back shell. Drafting stools have a plastic back panel. All other models feature a fully upholstered outer back.
- Sliding seat depth is available on Synchro-Tilters and Multi-Tilters. Seat depth can be adjusted with a lever on the side of the chair.
- All models (except armchair) are standard with a five-legged, injection molded base.
- Base and arms are available in Black (BK) Only.
- C65 casters are standard.

OPTIONAL FEATURES

- Available with Memory Foam (MF). Add \$76.00.
- Polished Aluminum base with black scuff tips. Specify "B2". Add \$110.00. Available on select models: 5080-0, 5080-4, 5081-0, 5081-4, 5084-6, 5082-6, 5083-6, 5090-4, and 5091-4.
- Please refer to "Arms Selection" section of the price book for arm options.
- For hard surface flooring casters Please Specify C65R, add \$47.00
- Please refer to the "Casters Selection" section of the price book for caster options. Optional casters may be priced higher than the standard casters for your chair and the difference will be charged. Lower priced optional casters will not be credited.
- Available in fabric, vinyl or leather/mock leather with the EXCEPTION of Match, Imprint, and Renewal.
- For fully assembled in box, please specify SU. Add \$50.00.

DESCRIPTION

FEATURES

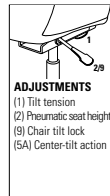
MODEL#

STANDARD FABRIC GRADES



HB Synchro - Tilter w/Back Angle Adjustment

COM Yardage: 2
Freight Class: 150
Product Weight (lbs.): 65
Cubic Feet Per Carton: 14.25



Ergonomic Features:
A, B, C, E, H, L, M, N, R

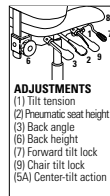
	1	2	3	4	5	6	7	8	9	10	11	12
5080-0	809	897	935	991	1071	1100	1169	1302	1365	1489	1656	1865
5080LM-0	-	-	-	-	989	-	-	1270	1342	1457	1633	1841
Leather/Leather Mock												
OVERALL DIMENSIONS			SEAT DIMENSIONS			BACK DIMENSIONS						
W	D	H	W	D	H	W	H					
24	25	46	19.5	18-20.5	17-21	19	26-28.5					

RTA 1



HB Multi - Tilter

COM Yardage: 2
Freight Class: 150
Product Weight (lbs.): 67
Cubic Feet Per Carton: 14.25



Ergonomic Features:
A, B, C, D, E, F, G, H, M, N, Q, S

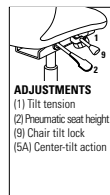
	1	2	3	4	5	6	7	8	9	10	11	12
5080-3	809	897	935	991	1071	1100	1169	1302	1365	1489	1656	1865
5080LM-3	-	-	-	-	989	-	-	1270	1342	1457	1633	1841
Leather/Leather Mock												
OVERALL DIMENSIONS			SEAT DIMENSIONS			BACK DIMENSIONS						
W	D	H	W	D	H	W	H					
24	25	46	19.5	18-20.5	17-21	19	26-28.5					

RTA 1



HB Tilter

COM Yardage: 2
Freight Class: 150
Product Weight (lbs.): 45
Cubic Feet Per Carton: 9.75


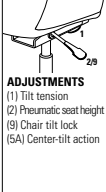


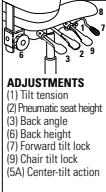


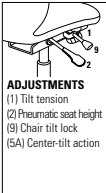


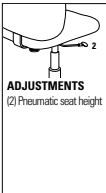


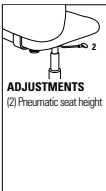




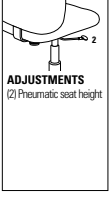


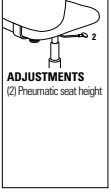


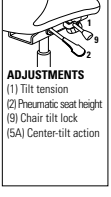


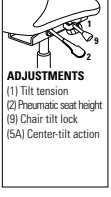



Ergonomic Features:
A, B, C, M, N, S

	1	2	3	4	5	6	7	8	9	10	11	12
5080-4	693	740	778	834	913	942	1011	1144	1208	1331	1499	1708
5080LM-4	-	-	-	-	893	-	-	1138	1234	1341	1562	1797
Leather/Leather Mock												
OVERALL DIMENSIONS			SEAT DIMENSIONS			BACK DIMENSIONS						
W	D	H	W	D	H	W	H					
24.5	26.5	43.5	19.5	18-19.5	16.5-20.5	19	25.5					

RTA 2



DESCRIPTION	FEATURES	MODEL#	STANDARD FABRIC GRADES																																																																									
			1	2	3	4	5	6	7	8	9	10	11	12																																																														
 <p>MB Synchro - Tilter w/Back Angle Adjustment COM Yardage: 1.75 Freight Class: 150 Product Weight (lbs.): 62 Cubic Feet Per Carton: 14.25</p>	 <p>ADJUSTMENTS (1) Tilt tension (2) Pneumatic seat height (9) Chair tilt lock (5A) Center-tilt action</p>	<p>Ergonomic Features: A, B, C, E, H, L, M, N, R</p>	<table border="1"> <tr> <td>5081-0</td> <td>732</td> <td>810</td> <td>844</td> <td>892</td> <td>962</td> <td>987</td> <td>1048</td> <td>1164</td> <td>1220</td> <td>1328</td> <td>1475</td> <td>1657</td> </tr> <tr> <td>5081LM-0</td> <td>-</td> <td>-</td> <td>-</td> <td>-</td> <td>889</td> <td>-</td> <td>-</td> <td>1136</td> <td>1199</td> <td>1300</td> <td>1453</td> <td>1636</td> </tr> <tr> <td colspan="3">OVERALL DIMENSIONS</td> <td colspan="3">SEAT DIMENSIONS</td> <td colspan="3">BACK DIMENSIONS</td> <td colspan="3"></td> </tr> <tr> <td>W</td> <td>D</td> <td>H</td> <td>W</td> <td>D</td> <td>H</td> <td>W</td> <td>H</td> <td colspan="4"></td> </tr> <tr> <td>24</td> <td>25</td> <td>42</td> <td>19.5</td> <td>18-20.5</td> <td>17-21</td> <td>19</td> <td>22-24.5</td> <td colspan="4"></td> </tr> </table>												5081-0	732	810	844	892	962	987	1048	1164	1220	1328	1475	1657	5081LM-0	-	-	-	-	889	-	-	1136	1199	1300	1453	1636	OVERALL DIMENSIONS			SEAT DIMENSIONS			BACK DIMENSIONS						W	D	H	W	D	H	W	H					24	25	42	19.5	18-20.5	17-21	19	22-24.5				
			5081-0	732	810	844	892	962	987	1048	1164	1220	1328	1475	1657																																																													
			5081LM-0	-	-	-	-	889	-	-	1136	1199	1300	1453	1636																																																													
			OVERALL DIMENSIONS			SEAT DIMENSIONS			BACK DIMENSIONS																																																																			
W	D	H	W	D	H	W	H																																																																					
24	25	42	19.5	18-20.5	17-21	19	22-24.5																																																																					
			<p>RTA 1 </p>																																																																									
 <p>MB Multi - Tilter COM Yardage: 1.75 Freight Class: 150 Product Weight (lbs.): 64 Cubic Feet Per Carton: 14.25</p>	 <p>ADJUSTMENTS (1) Tilt tension (2) Pneumatic seat height (3) Back angle (6) Back height (7) Forward tilt lock (9) Chair tilt lock (5A) Center-tilt action</p>	<p>Ergonomic Features: A, B, C, D, E, F, G, H, M, N, Q, S</p>	<table border="1"> <tr> <td>5081-3</td> <td>732</td> <td>810</td> <td>844</td> <td>892</td> <td>962</td> <td>987</td> <td>1048</td> <td>1164</td> <td>1220</td> <td>1328</td> <td>1475</td> <td>1657</td> </tr> <tr> <td>5081LM-3</td> <td>-</td> <td>-</td> <td>-</td> <td>-</td> <td>889</td> <td>-</td> <td>-</td> <td>1136</td> <td>1199</td> <td>1300</td> <td>1453</td> <td>1636</td> </tr> <tr> <td colspan="3">OVERALL DIMENSIONS</td> <td colspan="3">SEAT DIMENSIONS</td> <td colspan="3">BACK DIMENSIONS</td> <td colspan="3"></td> </tr> <tr> <td>W</td> <td>D</td> <td>H</td> <td>W</td> <td>D</td> <td>H</td> <td>W</td> <td>H</td> <td colspan="4"></td> </tr> <tr> <td>24</td> <td>25</td> <td>42</td> <td>19.5</td> <td>18-20.5</td> <td>17-21</td> <td>19</td> <td>22-24.5</td> <td colspan="4"></td> </tr> </table>												5081-3	732	810	844	892	962	987	1048	1164	1220	1328	1475	1657	5081LM-3	-	-	-	-	889	-	-	1136	1199	1300	1453	1636	OVERALL DIMENSIONS			SEAT DIMENSIONS			BACK DIMENSIONS						W	D	H	W	D	H	W	H					24	25	42	19.5	18-20.5	17-21	19	22-24.5				
			5081-3	732	810	844	892	962	987	1048	1164	1220	1328	1475	1657																																																													
			5081LM-3	-	-	-	-	889	-	-	1136	1199	1300	1453	1636																																																													
			OVERALL DIMENSIONS			SEAT DIMENSIONS			BACK DIMENSIONS																																																																			
W	D	H	W	D	H	W	H																																																																					
24	25	42	19.5	18-20.5	17-21	19	22-24.5																																																																					
			<p>RTA 1 </p>																																																																									
 <p>MB Tilter COM Yardage: 1.75 Freight Class: 150 Product Weight (lbs.): 45 Cubic Feet Per Carton: 9.75</p>	 <p>ADJUSTMENTS (1) Tilt tension (2) Pneumatic seat height (9) Chair tilt lock (5A) Center-tilt action</p>	<p>Ergonomic Features: A, B, C, M, N, S</p>	<table border="1"> <tr> <td>5081-4</td> <td>608</td> <td>653</td> <td>689</td> <td>742</td> <td>818</td> <td>853</td> <td>922</td> <td>1031</td> <td>1116</td> <td>1209</td> <td>1402</td> <td>1608</td> </tr> <tr> <td>5081LM-4</td> <td>-</td> <td>-</td> <td>-</td> <td>-</td> <td>787</td> <td>-</td> <td>-</td> <td>1001</td> <td>1085</td> <td>1179</td> <td>1372</td> <td>1578</td> </tr> <tr> <td colspan="3">OVERALL DIMENSIONS</td> <td colspan="3">SEAT DIMENSIONS</td> <td colspan="3">BACK DIMENSIONS</td> <td colspan="3"></td> </tr> <tr> <td>W</td> <td>D</td> <td>H</td> <td>W</td> <td>D</td> <td>H</td> <td>W</td> <td>H</td> <td colspan="4"></td> </tr> <tr> <td>24.5</td> <td>26.5</td> <td>43.5</td> <td>19.5</td> <td>18-19.5</td> <td>16.5-20.5</td> <td>19</td> <td>25.5</td> <td colspan="4"></td> </tr> </table>												5081-4	608	653	689	742	818	853	922	1031	1116	1209	1402	1608	5081LM-4	-	-	-	-	787	-	-	1001	1085	1179	1372	1578	OVERALL DIMENSIONS			SEAT DIMENSIONS			BACK DIMENSIONS						W	D	H	W	D	H	W	H					24.5	26.5	43.5	19.5	18-19.5	16.5-20.5	19	25.5				
			5081-4	608	653	689	742	818	853	922	1031	1116	1209	1402	1608																																																													
			5081LM-4	-	-	-	-	787	-	-	1001	1085	1179	1372	1578																																																													
			OVERALL DIMENSIONS			SEAT DIMENSIONS			BACK DIMENSIONS																																																																			
W	D	H	W	D	H	W	H																																																																					
24.5	26.5	43.5	19.5	18-19.5	16.5-20.5	19	25.5																																																																					
			<p>RTA 2 </p>																																																																									
 <p>MB Task COM Yardage: 1.75 Freight Class: 150 Product Weight (lbs.): 45 Cubic Feet Per Carton: 8.50</p>	 <p>ADJUSTMENTS (2) Pneumatic seat height</p>	<p>Ergonomic Features: M, N</p>	<table border="1"> <tr> <td>5081-6</td> <td>528</td> <td>573</td> <td>609</td> <td>662</td> <td>738</td> <td>773</td> <td>842</td> <td>951</td> <td>1036</td> <td>1129</td> <td>1322</td> <td>1528</td> </tr> <tr> <td>5081LM-6</td> <td>-</td> <td>-</td> <td>-</td> <td>-</td> <td>708</td> <td>-</td> <td>-</td> <td>922</td> <td>1006</td> <td>1100</td> <td>1293</td> <td>1499</td> </tr> <tr> <td colspan="3">OVERALL DIMENSIONS</td> <td colspan="3">SEAT DIMENSIONS</td> <td colspan="3">BACK DIMENSIONS</td> <td colspan="3"></td> </tr> <tr> <td>W</td> <td>D</td> <td>H</td> <td>W</td> <td>D</td> <td>H</td> <td>W</td> <td>H</td> <td colspan="4"></td> </tr> <tr> <td>24.5</td> <td>24</td> <td>40</td> <td>19.5</td> <td>16-20</td> <td>18-19</td> <td>19</td> <td>21</td> <td colspan="4"></td> </tr> </table>												5081-6	528	573	609	662	738	773	842	951	1036	1129	1322	1528	5081LM-6	-	-	-	-	708	-	-	922	1006	1100	1293	1499	OVERALL DIMENSIONS			SEAT DIMENSIONS			BACK DIMENSIONS						W	D	H	W	D	H	W	H					24.5	24	40	19.5	16-20	18-19	19	21				
			5081-6	528	573	609	662	738	773	842	951	1036	1129	1322	1528																																																													
			5081LM-6	-	-	-	-	708	-	-	922	1006	1100	1293	1499																																																													
			OVERALL DIMENSIONS			SEAT DIMENSIONS			BACK DIMENSIONS																																																																			
W	D	H	W	D	H	W	H																																																																					
24.5	24	40	19.5	16-20	18-19	19	21																																																																					
			<p>RTA 2 </p>																																																																									
 <p>MB Task Armless COM Yardage: 1 Freight Class: 150 Product Weight (lbs.): 37 Cubic Feet Per Carton: 8.50</p>	 <p>ADJUSTMENTS (2) Pneumatic seat height</p>	<p>Ergonomic Features: M, N</p>	<table border="1"> <tr> <td>5082-6</td> <td>452</td> <td>498</td> <td>535</td> <td>591</td> <td>669</td> <td>697</td> <td>765</td> <td>896</td> <td>959</td> <td>1080</td> <td>1245</td> <td>1451</td> </tr> <tr> <td>5082LM-6</td> <td>-</td> <td>-</td> <td>-</td> <td>-</td> <td>625</td> <td>-</td> <td>-</td> <td>853</td> <td>923</td> <td>1037</td> <td>1209</td> <td>1415</td> </tr> <tr> <td colspan="3">OVERALL DIMENSIONS</td> <td colspan="3">SEAT DIMENSIONS</td> <td colspan="3">BACK DIMENSIONS</td> <td colspan="3"></td> </tr> <tr> <td>W</td> <td>D</td> <td>H</td> <td>W</td> <td>D</td> <td>H</td> <td>W</td> <td>H</td> <td colspan="4"></td> </tr> <tr> <td>19.5</td> <td>24</td> <td>40</td> <td>19.5</td> <td>16-20</td> <td>18-19</td> <td>19</td> <td>21</td> <td colspan="4"></td> </tr> </table>												5082-6	452	498	535	591	669	697	765	896	959	1080	1245	1451	5082LM-6	-	-	-	-	625	-	-	853	923	1037	1209	1415	OVERALL DIMENSIONS			SEAT DIMENSIONS			BACK DIMENSIONS						W	D	H	W	D	H	W	H					19.5	24	40	19.5	16-20	18-19	19	21				
			5082-6	452	498	535	591	669	697	765	896	959	1080	1245	1451																																																													
			5082LM-6	-	-	-	-	625	-	-	853	923	1037	1209	1415																																																													
			OVERALL DIMENSIONS			SEAT DIMENSIONS			BACK DIMENSIONS																																																																			
W	D	H	W	D	H	W	H																																																																					
19.5	24	40	19.5	16-20	18-19	19	21																																																																					
			<p>RTA 2 </p>																																																																									

DESCRIPTION	FEATURES	MODEL#	STANDARD FABRIC GRADES													
			1	2	3	4	5	6	7	8	9	10	11	12		
 <p>MB Drafting Stool - Task COM Yardage: 1.75 Freight Class: 150 Product Weight (lbs.): 49 Cubic Feet Per Carton: 8.50</p>	 <p>ADJUSTMENTS (2) Pneumatic seat height</p>	Ergonomic Features: M, N	5083-6	801	848	884	940	1018	1046	1114	1245	1308	1429	1594	1800	
			5083LM-6	-	-	-	-	965	-	-	1194	1264	1378	1550	1756	
			OVERALL DIMENSIONS			SEAT DIMENSIONS			BACK DIMENSIONS							
			W	D	H	W	D	H	W	H						
			24	25	50.5	19.5	19	23.5 - 33.5	19	21						
			RTA 1													
 <p>MB Drafting Stool - Task Armless COM Yardage: 1.75 Freight Class: 150 Product Weight (lbs.): 43 Cubic Feet Per Carton: 8.50</p>	 <p>ADJUSTMENTS (2) Pneumatic seat height</p>	Ergonomic Features: M, N	5084-6	722	769	805	861	939	967	1035	1166	1229	1350	1515	1721	
			5084LM-6	-	-	-	-	885	-	-	1113	1183	1297	1469	1675	
			OVERALL DIMENSIONS			SEAT DIMENSIONS			BACK DIMENSIONS							
			W	D	H	W	D	H	W	H						
			19.5	25	50.5	19.5	19	23.5 - 33.5	19	21						
			RTA 1													
 <p>HB Tilter COM Yardage: 2 Freight Class: 250 Product Weight (lbs.): 41 Cubic Feet Per Carton: 11.50</p>	 <p>ADJUSTMENTS (1) Tilt tension (2) Pneumatic seat height (9) Chair tilt lock (5A) Center-tilt action</p>	Ergonomic Features: A, B, C, M, N, S	5090-4	504	577	614	670	751	779	848	981	1044	1169	1335	1545	
			5090LM-4	-	-	-	-	688	-	-	955	1026	1141	1316	1525	
			OVERALL DIMENSIONS			SEAT DIMENSIONS			BACK DIMENSIONS							
			W	D	H	W	D	H	W	H						
			24.5	26.5	43.5	19.5	19.5	16.5-20.5	19	25.5						
			RTA 1													
 <p>MB Tilter COM Yardage: 1.75 Freight Class: 250 Product Weight (lbs.): 38 Cubic Feet Per Carton: 11.50</p>	 <p>ADJUSTMENTS (1) Tilt tension (2) Pneumatic seat height (9) Chair tilt lock (5A) Center-tilt action</p>	Ergonomic Features: A, B, C, M, N, S	5091-4	473	539	571	620	690	715	776	892	948	1056	1202	1385	
			5091LM-4	-	-	-	-	635	-	-	870	933	1034	1186	1369	
			OVERALL DIMENSIONS			SEAT DIMENSIONS			BACK DIMENSIONS							
			W	D	H	W	D	H	W	H						
			24.5	26.5	39.5	19.5	19.5	16.5-20.5	19	21.5						
			RTA 1													
 <p>Armchair COM Yardage: 1.75 Freight Class: 250 Product Weight (lbs.): 40 Cubic Feet Per Carton: 17</p>		Ergonomic Features: M, N	5092	480	546	579	627	698	723	783	899	956	1063	1211	1392	
			5092LM	-	-	-	-	635	-	-	870	933	1034	1186	1369	
			OVERALL DIMENSIONS			SEAT DIMENSIONS			BACK DIMENSIONS							
			W	D	H	W	D	H	W	H						
			25	26	37	19.5	19	16.5	19	27						
			RTA 00													

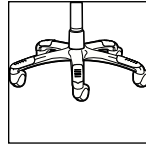
TAMIRI®



model 4520-3 (TD)



model 4522



Optional Base

Polished aluminum base with black scuff tips (B2) is available at an upcharge. Add \$110.00



model 4526

STANDARD FEATURES

- Perforated, breathable leather panels in the seat and back provide long-term comfort through better ventilation.
- Fixed height, impact and scuff resistant curved arms with perforated leather pads are standard on managerial, executive and armchair models.
- All other models are standard with adjustable height T-arms with teardrop shaped urethane armcaps (TD).
- Models 4522, 4526 and 4527 are standard with upholstered armcaps. All polypropylene arms are available at no charge. Please specify "PA" when ordering.
- All models (except armchair) are standard with a five-legged, injection molded "spider" base.
- Base and arms are available in Black (BK) Only.
- C10 casters are standard.
- Standard in Leather/Mock Leather combination (Grade 5).
- Not available in Fabric.
- Vari-Width (WA) Width Adjustable Arm Extensions are standard.

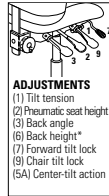
OPTIONAL FEATURES

- Wood base and arms are available in Absolute (AAM), Black (BKM), Cherry (ACM), Espresso Cafe (ECM), English Oak (EOM), Fruitwood (TFM), Gray (HGM), Honey (AHM), Mahogany (TMM), Maple (AVM), Medium Walnut (MWM), Night (ASM), Shaker Cherry (SKM), Walnut (TWM), WC Cream (WTM), White (WHM) and Winter Cherry (WCE). Please Specify. Genuine maple faced veneers and solids are used.
- Available with back edge vinyl bumper guard option (VBG). Add \$16.00
- Polished Aluminum base with black scuff tips. Specify "B2". Add \$110.00.
- Please refer to "Arms Selection" section of the price book for arm options.
- For hard surface flooring casters Please Specify C10R, Add \$42.00
- Please refer to the "Casters Selection" section of the price book for caster options. Optional casters may be priced higher than the standard casters for your chair and the difference will be charged. Lower priced optional casters will not be credited.
- For fully assembled in box, please specify SU. Add \$50.00.

DESCRIPTION FEATURES MODEL# STANDARD FABRIC GRADES



HB Multi - Tilter w/Adj. Teardrop Arms
COM Yardage: 2.25
Freight Class: 150
Product Weight (lbs.): 61
Cubic Feet Per Carton: 11



ADJUSTMENTS
(1) Tilt tension
(2) Pneumatic seat height
(3) Back angle
(6) Back height*
(7) Forward tilt lock
(8) Chair tilt lock
(5A) Center-tilt action

Ergonomic Features:
A, B, C, D, F, G, H, M, N, Q, S

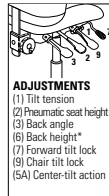
MODEL#	1	2	3	4	5	6	7	8	9	10	11	12
4520-3	-	-	-	-	858	-	-	1125	1207	1343	1545	1787

OVERALL DIMENSIONS			SEAT DIMENSIONS			BACK DIMENSIONS	
W	D	H	W	D	H	W	H
25.5	26.5	47.5	22	19.5	17-21	21	26-28

RTA 2 ups



MB Multi - Tilter w/Adj. Teardrop Arms
COM Yardage: 2
Freight Class: 150
Product Weight (lbs.): 53
Cubic Feet Per Carton: 9.50



ADJUSTMENTS
(1) Tilt tension
(2) Pneumatic seat height
(3) Back angle
(6) Back height*
(7) Forward tilt lock
(9) Chair tilt lock
(5A) Center-tilt action

Ergonomic Features:
A, B, C, D, F, G, H, M, N, Q, S

MODEL#	1	2	3	4	5	6	7	8	9	10	11	12
4521-3	-	-	-	-	777	-	-	1015	1089	1207	1389	1602

OVERALL DIMENSIONS			SEAT DIMENSIONS			BACK DIMENSIONS	
W	D	H	W	D	H	W	H
25	26	41	22	19	17-21	21	20.5-22.5

RTA 2 ups




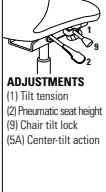

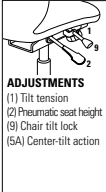

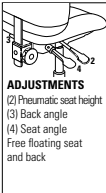

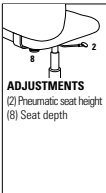

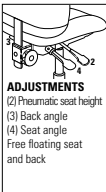
Armchair w/Fixed Loop Arms
COM Yardage: 2
Freight Class: 150
Product Weight (lbs.): 41
Cubic Feet Per Carton: 10


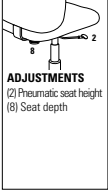


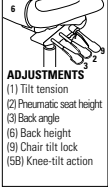

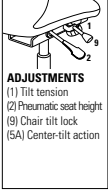

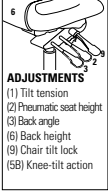

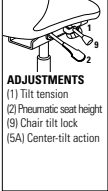
Ergonomic Features:
M, N

MODEL#	1	2	3	4	5	6	7	8	9	10	11	12
4522	-	-	-	-	508	-	-	747	820	939	1120	1334

OVERALL DIMENSIONS			SEAT DIMENSIONS			BACK DIMENSIONS	
W	D	H	W	D	H	W	H
25	26.5	37	22	19.5	17.5	21	19

RTA 2 ups

DESCRIPTION	FEATURES	MODEL#	STANDARD FABRIC GRADES											
			1	2	3	4	5	6	7	8	9	10	11	12
 <p>HB Tilter w/Fixed Loop Arms COM Yardage: 2.25 Freight Class: 250 Product Weight (lbs.): 45 Cubic Feet Per Carton: 11.50</p>	 <p>ADJUSTMENTS (1) Tilt tension (2) Pneumatic seat height (9) Chair tilt lock (5A) Center-tilt action</p>	4526	-	-	-	-	648	-	-	915	998	1132	1335	1576
			OVERALL DIMENSIONS			SEAT DIMENSIONS			BACK DIMENSIONS					
			W	D	H	W	D	H	W		H			
			25	27	45	22	19.5	17-22	21		25			
			Ergonomic Features: A, B, C, M, N, S		RTA 1		ups							
 <p>LB Tilter w/Fixed Loop Arms COM Yardage: 2 Freight Class: 150 Product Weight (lbs.): 42 Cubic Feet Per Carton: 9.75</p>	 <p>ADJUSTMENTS (1) Tilt tension (2) Pneumatic seat height (9) Chair tilt lock (5A) Center-tilt action</p>	4527	-	-	-	-	566	-	-	804	878	997	1178	1392
			OVERALL DIMENSIONS			SEAT DIMENSIONS			BACK DIMENSIONS					
			W	D	H	W	D	H	W		H			
			25	26.5	39	22	19.5	17-22	21		19			
			Ergonomic Features: A, B, C, M, N, S		RTA 1		ups							
 <p>LB Operator w/Adj. Teardrop Arms COM Yardage: 1.75 Freight Class: 150 Product Weight (lbs.): 44 Cubic Feet Per Carton: 7.50</p>	 <p>ADJUSTMENTS (2) Pneumatic seat height (3) Back angle (4) Seat angle Free floating seat and back.</p>	4528-5	-	-	-	-	718	-	-	926	990	1095	1253	1442
			OVERALL DIMENSIONS			SEAT DIMENSIONS			BACK DIMENSIONS					
			W	D	H	W	D	H	W		H			
			25	39	39	22	19.5	17-22	19		19-21			
			Ergonomic Features: C, D, F, G, H, M, N, Q		RTA 2		ups							
 <p>LB Task w/Adj. Teardrop Arms COM Yardage: 1.75 Freight Class: 150 Product Weight (lbs.): 41 Cubic Feet Per Carton: 7</p>	 <p>ADJUSTMENTS (2) Pneumatic seat height (8) Seat depth</p>	4528-6	-	-	-	-	559	-	-	765	830	935	1094	1282
			OVERALL DIMENSIONS			SEAT DIMENSIONS			BACK DIMENSIONS					
			W	D	H	W	D	H	W		H			
			26.5	25	41	22	17-18.5	16.5-21.5	19		21			
			Ergonomic Features: C, E, H, M, N, Q		RTA 2		ups							
 <p>LB Operator Armless COM Yardage: 1.75 Freight Class: 150 Product Weight (lbs.): 41 Cubic Feet Per Carton: 7</p>	 <p>ADJUSTMENTS (2) Pneumatic seat height (3) Back angle (4) Seat angle Free floating seat and back.</p>	4529-5	-	-	-	-	585	-	-	793	858	961	1120	1308
			OVERALL DIMENSIONS			SEAT DIMENSIONS			BACK DIMENSIONS					
			W	D	H	W	D	H	W		H			
			26.5	25	41	22	19.5	17-22	19		19-21			
			Ergonomic Features: C, D, F, G, M, N		RTA 2		ups							

DESCRIPTION	FEATURES	MODEL#	STANDARD FABRIC GRADES											
 <p>LB Task Armless COM Yardage: 1.75 Freight Class: 150 Product Weight (lbs.): 34 Cubic Feet Per Carton: 7</p>	 <p>ADJUSTMENTS (2) Pneumatic seat height (8) Seat depth</p>	4529-6	1	2	3	4	5	6	7	8	9	10	11	12
			-	-	-	-	453	-	-	661	725	829	987	1176
		<p>OVERALL DIMENSIONS W D H</p> <p>22.5 25 41</p>	<p>SEAT DIMENSIONS W D H</p> <p>22 17-18.5 16.5-21.5</p>	<p>BACK DIMENSIONS W H</p> <p>19 21</p>										
	Ergonomic Features: C, E, M, N	RTA 2												
 <p>HB Knee - Tilter Wood base/Loop arms COM Yardage: 2.25 Freight Class: 250 Product Weight (lbs.): 46 Cubic Feet Per Carton: 13.25</p>	 <p>ADJUSTMENTS (1) Tilt tension (2) Pneumatic seat height (3) Back angle (6) Back height (9) Chair tilt lock (5B) Knee-tilt action</p>	4966-2	1	2	3	4	5	6	7	8	9	10	11	12
			-	-	-	-	1065	-	-	1332	1415	1549	1752	1993
		<p>OVERALL DIMENSIONS W D H</p> <p>25 27 45</p>	<p>SEAT DIMENSIONS W D H</p> <p>22 19.5 17-21</p>	<p>BACK DIMENSIONS W H</p> <p>21 25</p>										
	Ergonomic Features: A, B, C, J, M, N	RTA 1												
 <p>HB Tilter Wood base/Loop arms COM Yardage: 2.25 Freight Class: 250 Product Weight (lbs.): 42 Cubic Feet Per Carton: 13.25</p>	 <p>ADJUSTMENTS (1) Tilt tension (2) Pneumatic seat height (9) Chair tilt lock (5A) Center-tilt action</p>	4966-4	1	2	3	4	5	6	7	8	9	10	11	12
			-	-	-	-	872	-	-	1141	1224	1358	1562	1804
		<p>OVERALL DIMENSIONS W D H</p> <p>25 27 45</p>	<p>SEAT DIMENSIONS W D H</p> <p>22 19.5 17-21</p>	<p>BACK DIMENSIONS W H</p> <p>21 25</p>										
	Ergonomic Features: A, B, C, M, N, S	RTA 1												
 <p>MB Knee - Tilter Wood base/Loop arms COM Yardage: 2 Freight Class: 250 Product Weight (lbs.): 42 Cubic Feet Per Carton: 11.50</p>	 <p>ADJUSTMENTS (1) Tilt tension (2) Pneumatic seat height (3) Back angle (6) Back height (9) Chair tilt lock (5B) Knee-tilt action</p>	4967-2	1	2	3	4	5	6	7	8	9	10	11	12
			-	-	-	-	959	-	-	1198	1273	1391	1572	1786
		<p>OVERALL DIMENSIONS W D H</p> <p>25 26.5 39</p>	<p>SEAT DIMENSIONS W D H</p> <p>22 19.5 17-21</p>	<p>BACK DIMENSIONS W H</p> <p>21 19</p>										
	Ergonomic Features: A, B, C, J, M, N	RTA 1												
 <p>MB Tilter Wood base/Loop arms COM Yardage: 2 Freight Class: 250 Product Weight (lbs.): 41 Cubic Feet Per Carton: 11.50</p>	 <p>ADJUSTMENTS (1) Tilt tension (2) Pneumatic seat height (9) Chair tilt lock (5A) Center-tilt action</p>	4967-4	1	2	3	4	5	6	7	8	9	10	11	12
			-	-	-	-	775	-	-	1013	1087	1205	1387	1600
		<p>OVERALL DIMENSIONS W D H</p> <p>25 26.5 39</p>	<p>SEAT DIMENSIONS W D H</p> <p>22 19.5 17-21</p>	<p>BACK DIMENSIONS W H</p> <p>21 19</p>										
	Ergonomic Features: A, B, C, M, N, S	RTA 1												

TRADITIONAL™



model 3720



model 3722



Standard Feature
Attractive brass-colored nail head trim is standard on all models



model 3747

STANDARD FEATURES

- Tilter chairs are standard with a traditional style wood capped steel base.
- All models are Tufted design with brass-colored nail head trim and vinyl bumper guards. Pneumatic seat height adjustment and tilt tension control.
- C1 casters are standard.
- All models ship fully assembled in the box.

OPTIONAL FEATURES

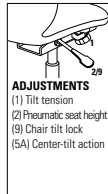
- Optional ballistic nylon outer back fabric available. Resistant to impact damage. Available in Black Only (BKB). Add \$13.00.
- Wood base, arms and frames are available in Absolute (AAM), Black (BKM), Cherry (ACM), Espresso Cafe (ECM), English Oak (EOM), Fruitwood (TFM), Gray (HGM), Honey (AHM), Mahogany (TMM), Maple (AVM), Medium Walnut (MWM), Night (ASM), Shaker Cherry (SKM), Walnut (TWM), WC Cream (WTM), White (WHM) and Winter Cherry (WCE). Please Specify. Genuine maple faced veneers and solids are used.

- Available in many GLOBAL Fabrics, Vinyl, Leather or Leather/Mock Leather combinations.
- For availability of chair series in Fabric, Vinyl or Leather, please contact a Global Sales Representative. Some restrictions apply.
- Tilter models can be ordered with an optional Black nylon base upon request, at no upcharge.
- Please refer to the "Casters Selection" section of the price book for caster options. Optional casters may be priced higher than the standard casters for your chair and the difference will be charged. Lower priced optional casters will not be credited.
- For hard surface flooring casters. Please Specify C9R, Add \$47.00

DESCRIPTION FEATURES MODEL# STANDARD FABRIC GRADES



HB Tilter Queen Anne Style
COM Yardage: 4.75
Freight Class: 250
Product Weight (lbs.): 64
Cubic Feet Per Carton: 22.25



*Fabrics Limited, See notes

Ergonomic Features:
A, C, M, N, S

	1	2	3	4	5	6	7	8	9	10	11	12
3720	1110	1225	1317	1456	1648	1720	1888	2213	2368	2672	3081	3592

OVERALL DIMENSIONS			SEAT DIMENSIONS			BACK DIMENSIONS	
W	D	H	W	D	H	W	H
29	30	44.5	19.5	19.5	19-23	19	26

RTA 00



ArmChair Banker's Style
COM Yardage: 2
Freight Class: 250
Product Weight (lbs.): 31
Cubic Feet Per Carton: 11

*Fabrics Limited, See notes

Ergonomic Features:
M, N

	1	2	3	4	5	6	7	8	9	10	11	12
3722	556	606	643	702	782	815	886	1023	1088	1214	1388	1601

3722C	593	642	681	738	821	850	921	1059	1126	1251	1424	1640
--------------	-----	-----	-----	-----	-----	-----	-----	------	------	------	------	------

OVERALL DIMENSIONS			SEAT DIMENSIONS			BACK DIMENSIONS	
W	D	H	W	D	H	W	H
25	22.5	31	25	18	19.5	23	11

RTA 00



High Back Armchair Queen Anne Style
COM Yardage: 4.75
Freight Class: 250
Product Weight (lbs.): 50
Cubic Feet Per Carton: 22.25


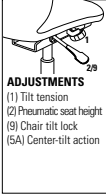

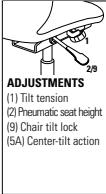



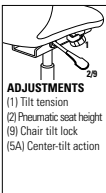
*Fabrics Limited, See notes


Ergonomic Features:
M, N


	1	2	3	4	5	6	7	8	9	10	11	12
3725	944	1060	1152	1289	1484	1553	1724	2049	2204	2506	2916	3427


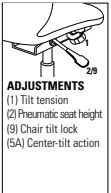
OVERALL DIMENSIONS			SEAT DIMENSIONS			BACK DIMENSIONS	
W	D	H	W	D	H	W	H
29	29	43	19	19	18	19	26


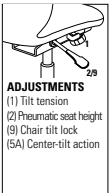
RTA 00


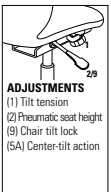
DESCRIPTION	FEATURES	MODEL#	STANDARD FABRIC GRADES											
 <p>HB Tilter Martha Washington Style COM Yardage: 3 Freight Class: 250 Product Weight (lbs.): 50 Cubic Feet Per Carton: 20.25</p>	 <p>ADJUSTMENTS (1) Tilt tension (2) Pneumatic seat height (9) Chair tilt lock (5A) Center-tilt action</p>	3730	1	2	3	4	5	6	7	8	9	10	11	12
		1072	1145	1203	1289	1413	1458	1564	1769	1868	2058	2316	2639	
		OVERALL DIMENSIONS			SEAT DIMENSIONS			BACK DIMENSIONS						
		W	D	H	W	D	H	W	H					
	25	27	39	18	18	17.5-21.5	19	23						
	*Fabrics Limited, See notes		Ergonomic Features: A, C, M, N, S		RTA 00									
 <p>LB Tilter Martha Washington Style COM Yardage: 2.75 Freight Class: 250 Product Weight (lbs.): 45 Cubic Feet Per Carton: 15.50</p>	 <p>ADJUSTMENTS (1) Tilt tension (2) Pneumatic seat height (9) Chair tilt lock (5A) Center-tilt action</p>	3731	1	2	3	4	5	6	7	8	9	10	11	12
		995	1061	1114	1194	1307	1346	1445	1633	1724	1898	2135	2432	
		OVERALL DIMENSIONS			SEAT DIMENSIONS			BACK DIMENSIONS						
		W	D	H	W	D	H	W	H					
	25.5	26	36	18	18	17.5-21.5	19	18						
	*Fabrics Limited, See notes		Ergonomic Features: A, C, M, N, S		RTA 00									
 <p>LB Armchair Martha Washington Style COM Yardage: 2.75 Freight Class: 300 Product Weight (lbs.): 28 Cubic Feet Per Carton: 15.50</p>		3732	1	2	3	4	5	6	7	8	9	10	11	12
		824	891	943	1024	1136	1176	1276	1463	1553	1728	1966	2261	
		OVERALL DIMENSIONS			SEAT DIMENSIONS			BACK DIMENSIONS						
		W	D	H	W	D	H	W	H					
	25.5	24.5	34	20	18	19	19	18						
	*Fabrics Limited, See notes		Ergonomic Features: M, N		RTA 00									
 <p>HB Armchair Martha Washington Style COM Yardage: 3 Freight Class: 300 Product Weight (lbs.): 32 Cubic Feet Per Carton: 20.25</p>		3735	1	2	3	4	5	6	7	8	9	10	11	12
		903	974	1032	1120	1241	1287	1393	1599	1699	1888	2147	2470	
		OVERALL DIMENSIONS			SEAT DIMENSIONS			BACK DIMENSIONS						
		W	D	H	W	D	H	W	H					
	25	27.5	39.5	20	18	19	19	22.5						
	*Fabrics Limited, See notes		Ergonomic Features: M, N		RTA 00									
 <p>LB Tilter Martha Washington Style COM Yardage: 2.75 Freight Class: 250 Product Weight (lbs.): 45 Cubic Feet Per Carton: 15.50</p>	 <p>ADJUSTMENTS (1) Tilt tension (2) Pneumatic seat height (9) Chair tilt lock (5A) Center-tilt action</p>	3741	1	2	3	4	5	6	7	8	9	10	11	12
		1008	1074	1127	1206	1320	1359	1459	1646	1737	1912	2149	2446	
		OVERALL DIMENSIONS			SEAT DIMENSIONS			BACK DIMENSIONS						
		W	D	H	W	D	H	W	H					
	25.5	26	36	20	18	17.5-21.5	19	18						
	*Fabrics Limited, See notes		Ergonomic Features: A, C, M, N, S		RTA 00									


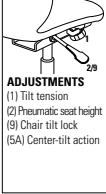
DESCRIPTION	FEATURES	MODEL#	STANDARD FABRIC GRADES											
			1	2	3	4	5	6	7	8	9	10	11	12
 LB Armchair Martha Washington Style COM Yardage: 2.75 Freight Class: 300 Product Weight (lbs.): 28 Cubic Feet Per Carton: 15.50	*Fabrics Limited, See notes Ergonomic Features: M, N	3742	839	907	959	1038	1151	1192	1289	1478	1568	1743	1980	2275
			OVERALL DIMENSIONS			SEAT DIMENSIONS			BACK DIMENSIONS					
			W	D	H	W	D	H	W	H				
			25	34.5	34.5	20	18	19		19	18			
			RTA 00											

DESCRIPTION	FEATURES	MODEL#	STANDARD FABRIC GRADES											
			1	2	3	4	5	6	7	8	9	10	11	12
 HB Armchair Martha Washington Style COM Yardage: 3 Freight Class: 300 Product Weight (lbs.): 26 Cubic Feet Per Carton: 20.25	*Fabrics Limited, See notes Ergonomic Features: M, N	3745	917	990	1048	1135	1258	1304	1410	1616	1714	1904	2162	2487
			OVERALL DIMENSIONS			SEAT DIMENSIONS			BACK DIMENSIONS					
			W	D	H	W	D	H	W	H				
			25	27.5	39.5	20	18	19		19	22.5			
			RTA 00											

DESCRIPTION	FEATURES	MODEL#	STANDARD FABRIC GRADES											
			1	2	3	4	5	6	7	8	9	10	11	12
 MB Tilter Martha Washington Style COM Yardage: 3 Freight Class: 300 Product Weight (lbs.): 40 Cubic Feet Per Carton: 20.25	 ADJUSTMENTS (1) Tilt tension (2) Pneumatic seat height (9) Chair tilt lock (5A) Center-tilt action	3746	995	1067	1125	1212	1334	1379	1486	1693	1791	1980	2239	2563
			OVERALL DIMENSIONS			SEAT DIMENSIONS			BACK DIMENSIONS					
			W	D	H	W	D	H	W	H				
			26.5	29	38	20	18	17-21		20	24			
			RTA 00											

DESCRIPTION	FEATURES	MODEL#	STANDARD FABRIC GRADES											
			1	2	3	4	5	6	7	8	9	10	11	12
 MB Tilter Martha Washington Style COM Yardage: 3 Freight Class: 250 Product Weight (lbs.): 46 Cubic Feet Per Carton: 20.25	 ADJUSTMENTS (1) Tilt tension (2) Pneumatic seat height (9) Chair tilt lock (5A) Center-tilt action	3747	977	1050	1107	1195	1317	1363	1469	1675	1773	1964	2223	2545
			OVERALL DIMENSIONS			SEAT DIMENSIONS			BACK DIMENSIONS					
			W	D	H	W	D	H	W	H				
			25.5	28	38	20	18	17-21		20	24			
			RTA 00											

DESCRIPTION	FEATURES	MODEL#	STANDARD FABRIC GRADES											
			1	2	3	4	5	6	7	8	9	10	11	12
 HB Tilter Judge's Style COM Yardage: 5 Freight Class: 250 Product Weight (lbs.): 61 Cubic Feet Per Carton: 28.25	 ADJUSTMENTS (1) Tilt tension (2) Pneumatic seat height (9) Chair tilt lock (5A) Center-tilt action	3760	1235	1356	1451	1597	1802	1875	2052	2396	2561	2877	3310	3846
			OVERALL DIMENSIONS			SEAT DIMENSIONS			BACK DIMENSIONS					
			W	D	H	W	D	H	W	H				
			29	32	48	20.5	18.5	18-22		20.5	26			
			RTA 00											


DESCRIPTION	FEATURES	MODEL#	STANDARD FABRIC GRADES													
			1	2	3	4	5	6	7	8	9	10	11	12		
 <p>HB Tilter Judge's Style COM Yardage: 4.75 Freight Class: 250 Product Weight (lbs.): 70 Cubic Feet Per Carton: 28.25</p>	 <p>ADJUSTMENTS (1) Tilt tension (2) Pneumatic seat height (8) Chair tilt lock (5A) Center-tilt action</p>	3766	1263	1378	1470	1608	1802	1871	2041	2366	2522	2824	3235	3745		
			OVERALL DIMENSIONS			SEAT DIMENSIONS			BACK DIMENSIONS							
			W	D	H	W	D	H	W	H						
29	32	48	20.5	18.5	18-22	20.5	26									
		*Fabrics Limited, See notes														
		Ergonomic Features: A, C, M, N, S	RTA 00													

TRIUMPH™



model 3650-3

model 3651-3



Lumbar Support

Adjusted in and out by turning the knob and vertically by moving up and down the slider.

STANDARD FEATURES

- Contemporary seating series featuring exceptional comfort, support and adjustment.
- Standard with adjustable height, forward swept arms with "sliding armcaps" (G1).
- Outer back knob can be adjusted in and out for lumbar support and vertically for optimal positioning.
- Frame is standard with a polished aluminum arched base and accentuated with polished aluminum back trim.
- Side activated sliding seat depth adjustment (MD), is standard on both control mechanisms.

Provides 2" of seat depth adjustment.

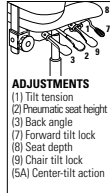
OPTIONAL FEATURES

- C1 casters are standard.
- For hard surface flooring please specify C9R and Add \$47.00.
- All models are available in Fabric, Vinyl, Leather/Mock Leather and Leather at the same grade pricing below. Not available in Imprint, Renewal and Station
- Please refer to the "Casters Selection" section of the price book for caster options.
- For fully assembled in box, please specify SU. Add \$50.00.

DESCRIPTION FEATURES MODEL# STANDARD FABRIC GRADES



HB Multi-Tilter
COM Yardage: 2
Freight Class: 250
Product Weight (lbs.): 66
Cubic Feet Per Carton: 23.50



ADJUSTMENTS
(1) Tilt tension
(2) Pneumatic seat height
(3) Back angle
(7) Forward tilt lock
(8) Seat depth
(9) Chair tilt lock
(5A) Center-tilt action

Adjustable Lumbar Support

Ergonomic Features:
A, B, C, D, E, F, G, H, M, N, Q, R, S, V

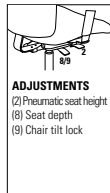
MODEL#	1	2	3	4	5	6	7	8	9	10	11	12
3650-3	1104	1210	1248	1307	1391	1421	1493	1633	1700	1830	2005	2225

OVERALL DIMENSIONS			SEAT DIMENSIONS			BACK DIMENSIONS		
W	D	H	W	D	H	W	H	
26	25	46.5	21	18-20.5	17-21	20	27	

RTA 00



HB Weight Sensing Synchro - Tilter
COM Yardage: 2
Freight Class: 250
Product Weight (lbs.): 66
Cubic Feet Per Carton: 23.50



ADJUSTMENTS
(2) Pneumatic seat height
(8) Seat depth
(9) Chair tilt lock

Adjustable Lumbar Support

Ergonomic Features:
A, B, C, D, E, H, L, M, N, Q, R, V

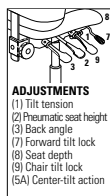
MODEL#	1	2	3	4	5	6	7	8	9	10	11	12
3650-8	1104	1210	1248	1307	1391	1421	1493	1633	1700	1830	2005	2225

OVERALL DIMENSIONS			SEAT DIMENSIONS			BACK DIMENSIONS		
W	D	H	W	D	H	W	H	
26	25	46.5	21	18-20.5	17-21	20	27	

RTA 00



MB Multi-Tilter
COM Yardage: 1.75
Freight Class: 250
Product Weight (lbs.): 64
Cubic Feet Per Carton: 20.50



ADJUSTMENTS
(1) Tilt tension
(2) Pneumatic seat height
(3) Back angle
(7) Forward tilt lock
(8) Seat depth
(9) Chair tilt lock
(5A) Center-tilt action

Adjustable Lumbar Support

Ergonomic Features:
A, B, C, D, E, F, G, H, M, N, Q, R, S, V

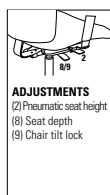
MODEL#	1	2	3	4	5	6	7	8	9	10	11	12
3651-3	1081	1184	1224	1283	1367	1397	1469	1609	1676	1806	1981	2201

OVERALL DIMENSIONS			SEAT DIMENSIONS			BACK DIMENSIONS		
W	D	H	W	D	H	W	H	
26	25	39.5	21	18-20.5	17-21	20	21	

RTA 00



MB Weight Sensing Synchro - Tilter
COM Yardage: 1.75
Freight Class: 250
Product Weight (lbs.): 64
Cubic Feet Per Carton: 20.50



ADJUSTMENTS
(2) Pneumatic seat height
(8) Seat depth
(9) Chair tilt lock

Adjustable Lumbar Support

Ergonomic Features:
A, B, C, D, E, H, L, M, N, Q, R, V

MODEL#	1	2	3	4	5	6	7	8	9	10	11	12
3651-8	1081	1184	1224	1283	1367	1397	1469	1609	1676	1806	1981	2201

OVERALL DIMENSIONS			SEAT DIMENSIONS			BACK DIMENSIONS		
W	D	H	W	D	H	W	H	
26	25	39.5	21	18-20.5	17-21	20	21	

RTA 00

TROY®



model 3966



model 3967

STANDARD FEATURES

- Tufted back with stitched seat and back design.
- All models are standard with a five-legged, injection molded base. Base is standard in Black (BK).
- C65 casters are standard (C1 casters are standard with the optional plain wood-capped steel base)
- Standard in Leather/Mock Leather combination (Grade 5). Not available in Fabric.

OPTIONAL FEATURES

- Tilters are available with an infinite tilt lock mechanism. Specify "MT". Add \$97.00
- Optional Plain wood-capped steel base available. Specify Medium Oak (B1E), Mahogany (B1TM) or Walnut (B1TW). Add \$110.00
- Polished Aluminum base with black scuff tips. Specify "B2". Add \$110.00.
- Optional ballistic style nylon outer back fabric available. Resistant to impact damage. Available in Black Only (BKB) Add \$13.00.
- For hard surface flooring casters, specify C65R with the molded base. Add \$47.00.
- Please refer to the "Casters Selection" section of the price book for caster options. Optional casters may be priced higher than the standard casters for your chair and the difference will be charged. Lower priced optional casters will not be credited.
- For fully assembled in box, please specify SU. Add \$50.00.

DESCRIPTION FEATURES MODEL# STANDARD FABRIC GRADES



Armchair

COM Yardage: 3.25
 Freight Class: 250
 Product Weight (lbs.): 36
 Cubic Feet Per Carton: 11.75

Ergonomic Features:
 M, N

MODEL#	1	2	3	4	5	6	7	8	9	10	11	12
3965	-	-	-	-	911	-	-	1287	1403	1591	1875	2215

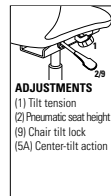
OVERALL DIMENSIONS			SEAT DIMENSIONS			BACK DIMENSIONS	
W	D	H	W	D	H	W	H
26.5	28.5	34	21	19.5	18.5	21	18.5

RTA 00



HB Tilter

COM Yardage: 3.75
 Freight Class: 150
 Product Weight (lbs.): 51
 Cubic Feet Per Carton: 11.75



Ergonomic Features:
 A, B, C, M, N, S

MODEL#	1	2	3	4	5	6	7	8	9	10	11	12
3966	-	-	-	-	1015	-	-	1462	1599	1825	2161	2566

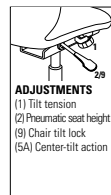
OVERALL DIMENSIONS			SEAT DIMENSIONS			BACK DIMENSIONS	
W	D	H	W	D	H	W	H
26.5	31	42.5	21	19.5	18-22	21	25.5

RTA 1



MB Tilter

COM Yardage: 3.25
 Freight Class: 150
 Product Weight (lbs.): 47
 Cubic Feet Per Carton: 10.75



Ergonomic Features:
 A, B, C, M, N, S

MODEL#	1	2	3	4	5	6	7	8	9	10	11	12
3967	-	-	-	-	942	-	-	1331	1448	1643	1937	2287

OVERALL DIMENSIONS			SEAT DIMENSIONS			BACK DIMENSIONS	
W	D	H	W	D	H	W	H
26.5	30	35	20.5	19.5	18-22	20.5	18

RTA 1



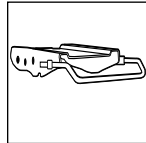
TRUFORM™



model 7473-3 (SC)



model 7482-3 (SC)



Multi-Depth Mechanism
Seat depth option is available on multi-tilter models. (see notes for more details)



Vari-Width (WA)
Width Adjustable Arm Extensions is standard when order with adjustable height arms.

STANDARD FEATURES

- Sixteen different models available, all featuring gently curved, streamlined seat and back cushions
- Standard with adjustable height SC arms.
- All models are standard with a high rise, injection molded base, standard in black.
- All models are shipped partially KD.
- C1 casters are standard.

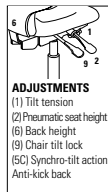
OPTIONAL FEATURES

- Memory foam is available as an option, specify "MF". Add \$76.00
- Seat depth is standard on models 5450-0, 5450-3, 5450-8, 5451-0, 5451-3, 5451-8.
- Optional seat depth is available on models 5450-2 and 5451-2, Specify (MD). Add \$38.00
- An optional polished aluminum base is available, specify ALU. Add \$110.00
- Please refer to "Arms Selection" section of the price book for arm options.
- Please refer to the "Casters Selection" section of the price book for caster options. Optional casters may be priced higher than the standard casters for your chair and the difference will be charged. Lower priced optional casters will not be credited.
- For hard surface flooring please specify C9R and Add \$47.00.
- Upholstery in Vinyl is limited to polyurethane vinyls which include Allante. Some wrinkling of the materials on the upper left and right corner of the back is normal and should be expected.
- Not available in Leather or Leather/Mock Leather combination.
- For fully assembled in box, please specify SU. Add \$50.00.

DESCRIPTION FEATURES MODEL# STANDARD FABRIC GRADES



HB Synchro - Tilter w/Back Angle Adjustment
COM Yardage: 2
Freight Class: 125
Product Weight (lbs.): 63
Cubic Feet Per Carton: 10.50



ADJUSTMENTS
(1) Tilt tension
(2) Pneumatic seat height
(6) Back height
(9) Chair tilt lock
(5C) Synchro-tilt action
Anti-kick back

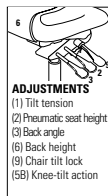
Ergonomic Features:
A, B, C, J, M, N

	1	2	3	4	5	6	7	8	9	10	11	12
5450-0	649	699	735	793	874	903	974	1109	1175	1302	1471	1685

OVERALL DIMENSIONS			SEAT DIMENSIONS			BACK DIMENSIONS	
W	D	H	W	D	H	W	H
26	25	42	20	18-20.5	17-21	20	23.5-26



HB Knee - Tilter
COM Yardage: 2
Freight Class: 150
Product Weight (lbs.): 62
Cubic Feet Per Carton: 10.50



ADJUSTMENTS
(1) Tilt tension
(2) Pneumatic seat height
(3) Back angle
(6) Back height
(9) Chair tilt lock
(5B) Knee-tilt action

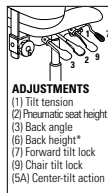
Ergonomic Features:
A, B, C, J, M, N

	1	2	3	4	5	6	7	8	9	10	11	12
5450-2	809	857	894	951	1034	1062	1133	1268	1333	1460	1630	1844

OVERALL DIMENSIONS			SEAT DIMENSIONS			BACK DIMENSIONS	
W	D	H	W	D	H	W	H
26	25	42.5	20	18-20.5	17-21	20	23.5-26



HB Multi - Tilter
COM Yardage: 2
Freight Class: 125
Product Weight (lbs.): 63
Cubic Feet Per Carton: 10.50




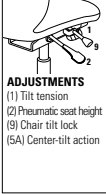


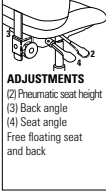


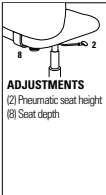


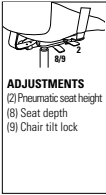


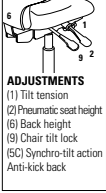

ADJUSTMENTS
(1) Tilt tension
(2) Pneumatic seat height
(3) Back angle
(6) Back height*
(7) Forward tilt lock
(9) Chair tilt lock
(5A) Center-tilt action


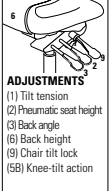

Ergonomic Features:
A, B, C, D, F, G, H, M, N, Q, S


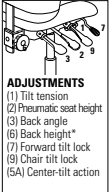

	1	2	3	4	5	6	7	8	9	10	11	12
5450-3	649	699	735	793	874	903	974	1109	1175	1302	1471	1685


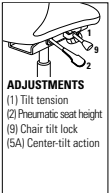

OVERALL DIMENSIONS			SEAT DIMENSIONS			BACK DIMENSIONS	
W	D	H	W	D	H	W	H
26	25	42	20	18-20.5	16.5-20.5	20	23.5-26


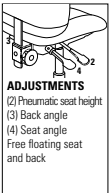




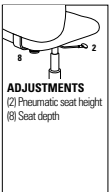

DESCRIPTION	FEATURES	MODEL#	STANDARD FABRIC GRADES													
			1	2	3	4	5	6	7	8	9	10	11	12		
 <p>HB Tilter COM Yardage: 2 Freight Class: 150 Product Weight (lbs.): 45 Cubic Feet Per Carton: 10.50</p>	 <p>ADJUSTMENTS (1) Tilt tension (2) Pneumatic seat height (9) Chair tilt lock (5A) Center-tilt action</p>	<p>Ergonomic Features: A, B, C, J, M, N</p>	<p>RTA 2 </p>	5450-4	576	624	663	721	802	831	901	1037	1102	1228	1399	1612
				OVERALL DIMENSIONS			SEAT DIMENSIONS			BACK DIMENSIONS						
				W	D	H	W	D	H	W		H				
				26	25	42	20	18-20.5	16.5-20.5	20		23-26				
 <p>HB Operator COM Yardage: 2 Freight Class: 150 Product Weight (lbs.): 47 Cubic Feet Per Carton: 10.50</p>	 <p>ADJUSTMENTS (2) Pneumatic seat height (3) Back angle (4) Seat angle Free floating seat and back</p>	<p>Ergonomic Features: A, B, C, J, M, N</p>	<p>RTA 2 </p>	5450-5	644	691	730	787	869	898	969	1104	1169	1295	1466	1679
				OVERALL DIMENSIONS			SEAT DIMENSIONS			BACK DIMENSIONS						
				W	D	H	W	D	H	W		H				
				26	25	42	20	18-20.5	16.5-20.5	20		23-26				
 <p>HB Task COM Yardage: 2 Freight Class: 250 Product Weight (lbs.): 39 Cubic Feet Per Carton: 10.50</p>	 <p>ADJUSTMENTS (2) Pneumatic seat height (9) Seat depth</p>	<p>Ergonomic Features: C, E, H, M, N, Q</p>	<p>RTA 2 </p>	5450-6	531	579	618	676	757	786	857	992	1057	1183	1354	1567
				OVERALL DIMENSIONS			SEAT DIMENSIONS			BACK DIMENSIONS						
				W	D	H	W	D	H	W		H				
				26	25	41.5	20	18-20.5	16-20	20		23.5-26				
 <p>HB Weight Sensing Synchro - Tilter COM Yardage: 2 Freight Class: 125 Product Weight (lbs.): 59 Cubic Feet Per Carton: 10.50</p>	 <p>ADJUSTMENTS (2) Pneumatic seat height (8) Seat depth (9) Chair tilt lock</p>	<p>Ergonomic Features: A, B, C, E, H, M, N, Q</p>	<p>RTA 2 </p>	5450-8	649	696	734	791	870	898	968	1101	1165	1288	1455	1664
				OVERALL DIMENSIONS			SEAT DIMENSIONS			BACK DIMENSIONS						
				W	D	H	W	D	H	W		H				
				26	25	41.5	20	18-20.5	16.5-20.5	20		23.5-26				
 <p>MB Synchro - Tilter w/Back Angle Adjustment COM Yardage: 1.75 Freight Class: 150 Product Weight (lbs.): 60 Cubic Feet Per Carton: 10.50</p>	 <p>ADJUSTMENTS (1) Tilt tension (2) Pneumatic seat height (6) Back height (9) Chair tilt lock (5C) Synchro-tilt action Anti-kick back</p>	<p>Ergonomic Features: A, B, C, J, M, N</p>	<p>RTA 2 </p>	5451-0	622	665	700	749	820	845	907	1026	1083	1193	1342	1528
				OVERALL DIMENSIONS			SEAT DIMENSIONS			BACK DIMENSIONS						
				W	D	H	W	D	H	W		H				
				26	25	38.5	20	18-20.5	17-21	20		23.5-26				


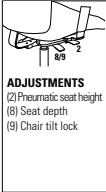


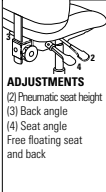


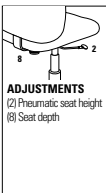


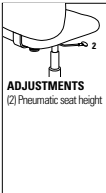


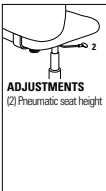

DESCRIPTION	FEATURES	MODEL#	STANDARD FABRIC GRADES														
			1	2	3	4	5	6	7	8	9	10	11	12			
 <p>MB Knee - Tilter COM Yardage: 1.75 Freight Class: 150 Product Weight (lbs.): 60 Cubic Feet Per Carton: 10.50</p>	 <p>ADJUSTMENTS (1) Tilt tension (2) Pneumatic seat height (3) Back angle (6) Back height (9) Chair tilt lock (5B) Knee-tilt action</p>	5451-2	781	824	858	907	979	1003	1065	1184	1242	1352	1501	1687			
			OVERALL DIMENSIONS			SEAT DIMENSIONS			BACK DIMENSIONS								
			W	D	H	W	D	H	W	H							
	26	25	39	20	18-20.5	17-21	20	20-22.5									
				RTA 2													

DESCRIPTION	FEATURES	MODEL#	STANDARD FABRIC GRADES														
			1	2	3	4	5	6	7	8	9	10	11	12			
 <p>MB Multi - Tilter COM Yardage: 1.75 Freight Class: 150 Product Weight (lbs.): 60 Cubic Feet Per Carton: 10.50</p>	 <p>ADJUSTMENTS (1) Tilt tension (2) Pneumatic seat height (3) Back angle (6) Back height* (7) Forward tilt lock (9) Chair tilt lock (5A) Center-tilt action</p>	5451-3	622	665	700	749	820	845	907	1026	1083	1193	1342	1528			
			OVERALL DIMENSIONS			SEAT DIMENSIONS			BACK DIMENSIONS								
			W	D	H	W	D	H	W	H							
	26	25	38.5	20	18-20.5	16.5-20.5	20	20-22.5									
				RTA 2													

DESCRIPTION	FEATURES	MODEL#	STANDARD FABRIC GRADES														
			1	2	3	4	5	6	7	8	9	10	11	12			
 <p>MB Tilter COM Yardage: 1.75 Freight Class: 150 Product Weight (lbs.): 43 Cubic Feet Per Carton: 10.50</p>	 <p>ADJUSTMENTS (1) Tilt tension (2) Pneumatic seat height (9) Chair tilt lock (5A) Center-tilt action</p>	5451-4	550	593	625	676	747	773	834	952	1010	1119	1269	1455			
			OVERALL DIMENSIONS			SEAT DIMENSIONS			BACK DIMENSIONS								
			W	D	H	W	D	H	W	H							
	26	25	38.5	20	18-20.5	16.5-20.5	20	20-22.5									
				RTA 2													

DESCRIPTION	FEATURES	MODEL#	STANDARD FABRIC GRADES														
			1	2	3	4	5	6	7	8	9	10	11	12			
 <p>MB Operator COM Yardage: 1.75 Freight Class: 150 Product Weight (lbs.): 45 Cubic Feet Per Carton: 10.50</p>	 <p>ADJUSTMENTS (2) Pneumatic seat height (3) Back angle (4) Seat angle Free floating seat and back</p>	5451-5	617	660	692	742	815	840	901	1020	1078	1187	1337	1522			
			OVERALL DIMENSIONS			SEAT DIMENSIONS			BACK DIMENSIONS								
			W	D	H	W	D	H	W	H							
	26	25	38.5	20	18-20.5	16.5-20.5	20	20-22.5									
				RTA 2													

DESCRIPTION	FEATURES	MODEL#	STANDARD FABRIC GRADES														
			1	2	3	4	5	6	7	8	9	10	11	12			
 <p>MB Task COM Yardage: 1.75 Freight Class: 250 Product Weight (lbs.): 37 Cubic Feet Per Carton: 10.50</p>	 <p>ADJUSTMENTS (2) Pneumatic seat height (6) Seat depth</p>	5451-6	506	549	582	632	704	728	791	910	967	1076	1225	1411			
			OVERALL DIMENSIONS			SEAT DIMENSIONS			BACK DIMENSIONS								
			W	D	H	W	D	H	W	H							
	26	25	38	20	18-20.5	16-20	20	20-22.5									
				RTA 2													

DESCRIPTION	FEATURES	MODEL#	STANDARD FABRIC GRADES																																
			1	2	3	4	5	6	7	8	9	10	11	12																					
 <p>MB Weight Sensing Synchro - Tilter COM Yardage: 1.75 Freight Class: 150 Product Weight (lbs.): 56 Cubic Feet Per Carton: 10.50</p>	 <p>ADJUSTMENTS (2) Pneumatic seat height (8) Seat depth (9) Chair tilt lock</p>	<p>Ergonomic Features: A, B, C, E, G, H, M, N, Q, S</p>	<table border="1"> <tr> <td>5451-8</td> <td>622</td> <td>665</td> <td>698</td> <td>747</td> <td>817</td> <td>841</td> <td>902</td> <td>1018</td> <td>1074</td> <td>1182</td> <td>1329</td> <td>1512</td> </tr> </table>												5451-8	622	665	698	747	817	841	902	1018	1074	1182	1329	1512								
			5451-8	622	665	698	747	817	841	902	1018	1074	1182	1329	1512																				
			<table border="1"> <tr> <th colspan="3">OVERALL DIMENSIONS</th> <th colspan="3">SEAT DIMENSIONS</th> <th colspan="3">BACK DIMENSIONS</th> </tr> <tr> <th>W</th> <th>D</th> <th>H</th> <th>W</th> <th>D</th> <th>H</th> <th>W</th> <th colspan="2">H</th> </tr> <tr> <td>26</td> <td>25</td> <td>38</td> <td>20</td> <td>18-20.5</td> <td>16-20</td> <td>20</td> <td colspan="2">20-22.5</td> </tr> </table>			OVERALL DIMENSIONS			SEAT DIMENSIONS			BACK DIMENSIONS			W	D	H	W	D	H	W	H		26	25	38	20	18-20.5	16-20	20	20-22.5		<p>RTA 2 </p>		
			OVERALL DIMENSIONS			SEAT DIMENSIONS			BACK DIMENSIONS																										
W	D	H	W	D	H	W	H																												
26	25	38	20	18-20.5	16-20	20	20-22.5																												
 <p>MB Operator Armless COM Yardage: 1.75 Freight Class: 250 Product Weight (lbs.): 37 Cubic Feet Per Carton: 10.50</p>	 <p>ADJUSTMENTS (2) Pneumatic seat height (3) Back angle (4) Seat angle Free floating seat and back</p>	<p>Ergonomic Features: A, B, C, J, M, N</p>	<table border="1"> <tr> <td>5454-5</td> <td>564</td> <td>606</td> <td>639</td> <td>688</td> <td>760</td> <td>786</td> <td>847</td> <td>967</td> <td>1024</td> <td>1133</td> <td>1284</td> <td>1469</td> </tr> </table>												5454-5	564	606	639	688	760	786	847	967	1024	1133	1284	1469								
			5454-5	564	606	639	688	760	786	847	967	1024	1133	1284	1469																				
			<table border="1"> <tr> <th colspan="3">OVERALL DIMENSIONS</th> <th colspan="3">SEAT DIMENSIONS</th> <th colspan="3">BACK DIMENSIONS</th> </tr> <tr> <th>W</th> <th>D</th> <th>H</th> <th>W</th> <th>D</th> <th>H</th> <th>W</th> <th colspan="2">H</th> </tr> <tr> <td>20</td> <td>25</td> <td>38.5</td> <td>20</td> <td>18-20.5</td> <td>16.5-20.5</td> <td>20</td> <td colspan="2">20-22.5</td> </tr> </table>			OVERALL DIMENSIONS			SEAT DIMENSIONS			BACK DIMENSIONS			W	D	H	W	D	H	W	H		20	25	38.5	20	18-20.5	16.5-20.5	20	20-22.5		<p>RTA 2 </p>		
			OVERALL DIMENSIONS			SEAT DIMENSIONS			BACK DIMENSIONS																										
W	D	H	W	D	H	W	H																												
20	25	38.5	20	18-20.5	16.5-20.5	20	20-22.5																												
 <p>MB Task Armless COM Yardage: 1.75 Freight Class: 250 Product Weight (lbs.): 30 Cubic Feet Per Carton: 10.50</p>	 <p>ADJUSTMENTS (2) Pneumatic seat height (8) Seat depth</p>	<p>Ergonomic Features: A, B, C, J, M, N</p>	<table border="1"> <tr> <td>5454-6</td> <td>453</td> <td>496</td> <td>528</td> <td>577</td> <td>649</td> <td>676</td> <td>736</td> <td>856</td> <td>913</td> <td>1023</td> <td>1172</td> <td>1358</td> </tr> </table>												5454-6	453	496	528	577	649	676	736	856	913	1023	1172	1358								
			5454-6	453	496	528	577	649	676	736	856	913	1023	1172	1358																				
			<table border="1"> <tr> <th colspan="3">OVERALL DIMENSIONS</th> <th colspan="3">SEAT DIMENSIONS</th> <th colspan="3">BACK DIMENSIONS</th> </tr> <tr> <th>W</th> <th>D</th> <th>H</th> <th>W</th> <th>D</th> <th>H</th> <th>W</th> <th colspan="2">H</th> </tr> <tr> <td>20</td> <td>25</td> <td>38</td> <td>20</td> <td>18-20.5</td> <td>16-20</td> <td>20</td> <td colspan="2">20-22.5</td> </tr> </table>			OVERALL DIMENSIONS			SEAT DIMENSIONS			BACK DIMENSIONS			W	D	H	W	D	H	W	H		20	25	38	20	18-20.5	16-20	20	20-22.5		<p>RTA 2 </p>		
			OVERALL DIMENSIONS			SEAT DIMENSIONS			BACK DIMENSIONS																										
W	D	H	W	D	H	W	H																												
20	25	38	20	18-20.5	16-20	20	20-22.5																												
 <p>MB Drafting Stool Armless COM Yardage: 1.75 Freight Class: 250 Product Weight (lbs.): 38 Cubic Feet Per Carton: 10.50</p>	 <p>ADJUSTMENTS (2) Pneumatic seat height</p>	<p>Ergonomic Features: A, B, C, J, M, N</p>	<table border="1"> <tr> <td>5457-6</td> <td>738</td> <td>781</td> <td>816</td> <td>865</td> <td>936</td> <td>960</td> <td>1024</td> <td>1142</td> <td>1199</td> <td>1309</td> <td>1459</td> <td>1644</td> </tr> </table>												5457-6	738	781	816	865	936	960	1024	1142	1199	1309	1459	1644								
			5457-6	738	781	816	865	936	960	1024	1142	1199	1309	1459	1644																				
			<table border="1"> <tr> <th colspan="3">OVERALL DIMENSIONS</th> <th colspan="3">SEAT DIMENSIONS</th> <th colspan="3">BACK DIMENSIONS</th> </tr> <tr> <th>W</th> <th>D</th> <th>H</th> <th>W</th> <th>D</th> <th>H</th> <th>W</th> <th colspan="2">H</th> </tr> <tr> <td>20</td> <td>25</td> <td>47</td> <td>20</td> <td>17.5-19</td> <td>22-30</td> <td>20</td> <td colspan="2">20</td> </tr> </table>			OVERALL DIMENSIONS			SEAT DIMENSIONS			BACK DIMENSIONS			W	D	H	W	D	H	W	H		20	25	47	20	17.5-19	22-30	20	20		<p>RTA 2 </p>		
			OVERALL DIMENSIONS			SEAT DIMENSIONS			BACK DIMENSIONS																										
W	D	H	W	D	H	W	H																												
20	25	47	20	17.5-19	22-30	20	20																												
 <p>MB Drafting Stool COM Yardage: 1.75 Freight Class: 150 Product Weight (lbs.): 44 Cubic Feet Per Carton: 10.50</p>	 <p>ADJUSTMENTS (2) Pneumatic seat height</p>	<p>Ergonomic Features: A, B, C, J, M, N</p>	<table border="1"> <tr> <td>5458-6</td> <td>863</td> <td>904</td> <td>938</td> <td>988</td> <td>1059</td> <td>1084</td> <td>1147</td> <td>1265</td> <td>1321</td> <td>1431</td> <td>1582</td> <td>1768</td> </tr> </table>												5458-6	863	904	938	988	1059	1084	1147	1265	1321	1431	1582	1768								
			5458-6	863	904	938	988	1059	1084	1147	1265	1321	1431	1582	1768																				
			<table border="1"> <tr> <th colspan="3">OVERALL DIMENSIONS</th> <th colspan="3">SEAT DIMENSIONS</th> <th colspan="3">BACK DIMENSIONS</th> </tr> <tr> <th>W</th> <th>D</th> <th>H</th> <th>W</th> <th>D</th> <th>H</th> <th>W</th> <th colspan="2">H</th> </tr> <tr> <td>26</td> <td>25</td> <td>47</td> <td>20</td> <td>17.5-19</td> <td>22-30</td> <td>20</td> <td colspan="2">20</td> </tr> </table>			OVERALL DIMENSIONS			SEAT DIMENSIONS			BACK DIMENSIONS			W	D	H	W	D	H	W	H		26	25	47	20	17.5-19	22-30	20	20		<p>RTA 2 </p>		
			OVERALL DIMENSIONS			SEAT DIMENSIONS			BACK DIMENSIONS																										
W	D	H	W	D	H	W	H																												
26	25	47	20	17.5-19	22-30	20	20																												

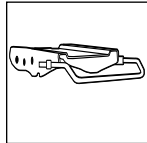
TYE™



model 1950-4 (3N)



model 1951-4 (3N)



Multi-Depth Mechanism
Seat depth option is available on multi-tilter models. (see notes for more details)



model 1953

STANDARD FEATURES

- Contemporary mesh fabric and upholstered panels are used on chair backs.
- Standard with adjustable height T-arms with curved urethane armcaps (3N) in Black Only, (except model 1953 which has a fixed height version of this same arm style). All models (except armchair) are standard with a five-legged, injection molded “spider” base.
- C65 casters are standard.
- Tye was originally available only in a combination of Mock Leather (550 Black) trim on the back and Jenny (JN02 Ebony) on the seat. Please Specify this way for match up orders. Seat and back panels will be upholstered in the same fabric unless otherwise specified.
- Seat depth and pneumatic seat height adjustments. Infinite tilt lock and tilt tension control.
- Mesh available in Black Only.
- Not available in Leather, Match, or Pebbles textiles.

OPTIONAL FEATURES

- The seat and the trim around the mesh back are upholstered in the following GLOBAL fabrics: Drama, Jenny, Mock Leather, Pebbles, Sprinkle, and Urban (Grade 1), Crescent, Cumulus, Imprint, Match, Oxygen, Quantum, Replay, Renewal, and Silhouette (Grade 2), Couture (Grade 3) at an Additional charge. Other GLOBAL fabrics are not suitable.
- Please refer to “Arms Selection” section of the price book for arm options.
- Please refer to the “Casters Selection” section of the price book for caster options. Optional casters may be priced higher than the standard casters for your chair and the difference will be charged. Lower priced optional casters will not be credited.
- For hard surface flooring please specify C65R and Add \$47.00.
- For fully assembled in box, please specify SU. Add \$50.00.

DESCRIPTION

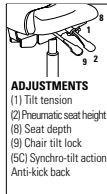
FEATURES

MODEL#

STANDARD FABRIC GRADES



HB Synchro - Tilter
COM Yardage: 1.50
Freight Class: 150
Product Weight (lbs.): 53
Cubic Feet Per Carton: 11



Ergonomic Features:
A, B, C, E, H, L, M, N

	1	2	3	4	5	6	7	8	9	10	11	12
1950-1	710	749	777	-	-	-	-	-	-	-	-	-

OVERALL DIMENSIONS

SEAT DIMENSIONS

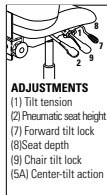
BACK DIMENSIONS

W	D	H	W	D	H	W	H
25	26	45	21	19-20.5	17.5-21.5	19.5	27

RTA 2



HB Multi - Tilter
COM Yardage: 1.50
Freight Class: 150
Product Weight (lbs.): 52
Cubic Feet Per Carton: 11



Ergonomic Features:
A, B, C, E, F, H, M, N, S

	1	2	3	4	5	6	7	8	9	10	11	12
1950-3	696	733	761	-	-	-	-	-	-	-	-	-

OVERALL DIMENSIONS

SEAT DIMENSIONS

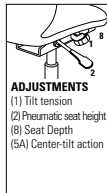
BACK DIMENSIONS

W	D	H	W	D	H	W	H
25	26	45	21	19-20.5	17.5-21.5	19.5	27

RTA 2



HB Tilter
COM Yardage: 1.50
Freight Class: 150
Product Weight (lbs.): 49
Cubic Feet Per Carton: 11



Ergonomic Features:
A, C, E, H, M, N

	1	2	3	4	5	6	7	8	9	10	11	12
1950-4	591	627	656	-	-	-	-	-	-	-	-	-

OVERALL DIMENSIONS


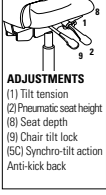


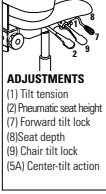


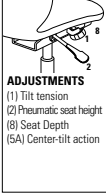


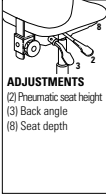


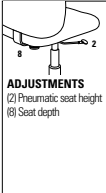

SEAT DIMENSIONS





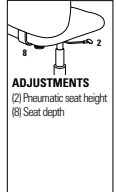



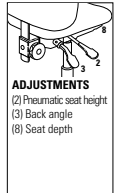



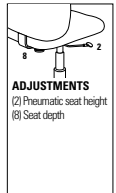



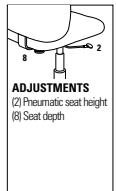


BACK DIMENSIONS

W	D	H	W	D	H	W	H
25	26	45.5	21	19-20.5	16.5-20.5	19.5	27

RTA 2



DESCRIPTION	FEATURES	MODEL#	STANDARD FABRIC GRADES												
			1	2	3	4	5	6	7	8	9	10	11	12	
 <p>MB Synchro - Tilter COM Yardage: 1.25 Freight Class: 150 Product Weight (lbs.): 51 Cubic Feet Per Carton: 10.50</p>	 <p>ADJUSTMENTS (1) Tilt tension (2) Pneumatic seat height (8) Seat depth (9) Chair tilt lock (5C) Synchro-tilt action Anti-kick back</p>	1951-1	687	718	743	-	-	-	-	-	-	-	-	-	
		OVERALL DIMENSIONS			SEAT DIMENSIONS			BACK DIMENSIONS							
		W	D	H	W	D	H	W	H						
		25	26	40.5	21	19-20.5	17-21	19.5	23						
			RTA 2												
 <p>MB Multi - Tilter COM Yardage: 1.25 Freight Class: 150 Product Weight (lbs.): 50 Cubic Feet Per Carton: 10.50</p>	 <p>ADJUSTMENTS (1) Tilt tension (2) Pneumatic seat height (7) Forward tilt lock (8) Seat depth (9) Chair tilt lock (5A) Center-tilt action</p>	1951-3	671	702	727	-	-	-	-	-	-	-	-		
		OVERALL DIMENSIONS			SEAT DIMENSIONS			BACK DIMENSIONS							
		W	D	H	W	D	H	W	H						
		25.	26.	40.5	21	19-20.5	17-21	19.5	23						
			RTA 2												
 <p>MB Tilter COM Yardage: 1.25 Freight Class: 150 Product Weight (lbs.): 47 Cubic Feet Per Carton: 10.50</p>	 <p>ADJUSTMENTS (1) Tilt tension (2) Pneumatic seat height (8) Seat Depth (5A) Center-tilt action</p>	1951-4	566	596	621	-	-	-	-	-	-	-	-		
		OVERALL DIMENSIONS			SEAT DIMENSIONS			BACK DIMENSIONS							
		W	D	H	W	D	H	W	H						
		25	26	41	21	19-20.5	17-21	19.5	23						
			RTA 2												
 <p>MB Posture Task w/Arms COM Yardage: 1.25 Freight Class: 150 Product Weight (lbs.): 45 Cubic Feet Per Carton: 9.25</p>	 <p>ADJUSTMENTS (2) Pneumatic seat height (3) Back angle (8) Seat depth</p>	1951-7	613	643	668	-	-	-	-	-	-	-	-		
		OVERALL DIMENSIONS			SEAT DIMENSIONS			BACK DIMENSIONS							
		W	D	H	W	D	H	W	H						
		25	26	40	21	19-20.5	16-20	19.5	23						
			RTA 2												
 <p>LB Task w/Arms COM Yardage: 1 Freight Class: 150 Product Weight (lbs.): 43 Cubic Feet Per Carton: 9.25</p>	 <p>ADJUSTMENTS (2) Pneumatic seat height (8) Seat depth</p>	1952-6	490	515	534	-	-	-	-	-	-	-	-		
		OVERALL DIMENSIONS			SEAT DIMENSIONS			BACK DIMENSIONS							
		W	D	H	W	D	H	W	H						
		25	26	35.	21	19-20.5	17-20	19.5	16						
			RTA 2												

DESCRIPTION	FEATURES	MODEL#	STANDARD FABRIC GRADES											
			1	2	3	4	5	6	7	8	9	10	11	12
 Armchair COM Yardage: 1 Freight Class: 250 Product Weight (lbs.): 36 Cubic Feet Per Carton: 10.25	Ergonomic Features: M, N	1953	438	466	482	-	-	-	-	-	-	-	-	
			OVERALL DIMENSIONS W D H			SEAT DIMENSIONS W D H			BACK DIMENSIONS W H					
			27	23	35	21	18.5	18	19.5	18				
			 											
 LB Task Armless COM Yardage: 1 Freight Class: 150 Product Weight (lbs.): 37 Cubic Feet Per Carton: 9.25	 ADJUSTMENTS (2) Pneumatic seat height (8) Seat depth	1954-6	420	450	474	-	-	-	-	-	-	-		
			OVERALL DIMENSIONS W D H			SEAT DIMENSIONS W D H			BACK DIMENSIONS W H					
			25	26	35	21	19-20.5	17-22	19.5	16				
			 											
 MB Posture Task Armless COM Yardage: 1.25 Freight Class: 150 Product Weight (lbs.): 39 Cubic Feet Per Carton: 9.25	 ADJUSTMENTS (2) Pneumatic seat height (3) Back angle (8) Seat depth	1957-7	544	575	599	-	-	-	-	-	-	-		
			OVERALL DIMENSIONS W D H			SEAT DIMENSIONS W D H			BACK DIMENSIONS W H					
			25	26	40	21	19-20.5	16-20	19.5	23				
			 											
 LB Task Drafting Chair COM Yardage: 1 Freight Class: 150 Product Weight (lbs.): 47 Cubic Feet Per Carton: 9.25	 ADJUSTMENTS (2) Pneumatic seat height (8) Seat depth	1922-6	587	612	632	-	-	-	-	-	-	-		
			OVERALL DIMENSIONS W D H			SEAT DIMENSIONS W D H			BACK DIMENSIONS W H					
			25	26	44.5	21	19-20.5	24-34	19.5	16				
			 											
 LB Task Drafting Chair Armless COM Yardage: 1 Freight Class: 150 Product Weight (lbs.): 40 Cubic Feet Per Carton: 9.25	 ADJUSTMENTS (2) Pneumatic seat height (8) Seat depth	1924-6	516	540	559	-	-	-	-	-	-	-		
			OVERALL DIMENSIONS W D H			SEAT DIMENSIONS W D H			BACK DIMENSIONS W H					
			25	26	44.5	21	19-20.5	24-34	19.5	16				
			 											

VION



model 6321-8



model 6331-8



Optional Live Lumbar Support Pad (LS)

Lumbar Pad is spring loaded, providing pressure sensitive depth adjustment and 3 inches of height adjustment.



model 6322-4 (C)



model 6325 (CH)

VION FINISHES - TASK SEATING				
Back Frame	Base	Specify Code	Arm Option	Specify Code
Black	Black	BK	Adj. "T" arm (Black) Adj. "T" arm, fixed armcap (Black) Fixed "C" arm (Black)	AS AF C
Black	Polished Aluminum	BA Add \$110.00	Adj. "T" arm (Black, Chrome accent) Adj. "T" arm, fixed armcap (Black, Chrome accent) Fixed "C" arm (Black) Fixed "C" arm (Polished aluminum)	AC AD C CA - Add \$135.00
Fog	Fog	FG Add \$50.00	Adj. "T" arm (Fog) Adj. "T" arm, fixed armcap (Fog) Fixed "C" arm (Fog)	FA FF CC
Fog	Polished Aluminum	FA Add \$160.00	Adj. "T" arm (Fog, Chrome accent) Adj. "T" arm, fixed armcap (Fog, Chrome accent) Fixed "C" arm (Fog) Fixed "C" arm (Polished Aluminum)	FC CF CC CA - Add \$135.00

* All arms have Black SSU Armcaps.

VION FINISHES - GUEST SEATING				
Back Frame	Base	Frame	Specify Code	Arm Option
Black	BLK	Black Charcoal Fog Tungsten Chrome	BK CR FO TN CM - Add \$25.00	Fiber Glass Reinforced Nylon (Black)

STANDARD FEATURES

- Vion is a comprehensive seating series offering a family of models to Address multiple applications: task, management, conference, guest, heavy duty 24-7, and drafting stools.
- Series offers Mid and High Back models with either a mesh or upholstered back.
- Vion Heavy Duty models can be found in the Heavy Duty section of the price book.
- Five different control mechanism options to suit all price points and ergonomic requirements.
- All models except guest chairs are standard with height and width adjustable arms (AS) that feature a front to back sliding armcap.
- Vion is equipped with Global's high quality Soft Descent pneumatic lift which slowly and gently lowers the height of the chair making it easy to obtain the desired position.
- Side activated sliding seat depth adjustment (MD) is standard on Multi-Tilter, Synchro Tilter with Back Angle Adjustment and Weight Sensing Synchro Tilter control mechanisms. Provides 2" of seat depth adjustment.
- Upholstered back models will always feature black fabric (Jenny JN02) on the back side.
- Black five prong, injection molded, fiberglass reinforced nylon based is standard (B7B) with C1 dual wheel carpet casters.
- Guest chairs offer arm and armless models, with or without casters. Arm designs are gently curved and made from strong fiberglass reinforced nylon.
- Guest chairs without casters, offer a wall saver frame design, which is constructed from 7/8 inch diameter steel tubing. These models are standard with durable black polypropylene glides and stack up to 5 high on the floor/8 high on a dolly.
- Guest chairs with casters are standard with C82 dual wheel carpet casters. These models do not have wall saver frames and do not stack.
- Vion beam seating consists of upper seat units (6340-6343) including mounting brackets and all hardware necessary for attachment to beam.
- For all beam components, tables and a complete list of available upper seat units, see Beam seating section.

OPTIONAL FEATURES

- Petite seat models (2" shorter and 2" narrower than the standard size seat) are available. No upcharge.
- Mesh back models are available in 10 colors: Aqua (MS75), Black (MS69), Black Cherry (MS76), Blue (MS72), Dust (MS77), Ivory (MS78), Natural (MS74), Paprika (MS79), Rope (MS73) and Stone (MS71). All models are available in fabric, vinyl or leather with EXCEPTION of Jenny and Pebbles.
- Vion mesh back models (all 10 colors) and approved upholstery materials are available to meet California TB133 and a \$150.00 list upcharge is required for all mesh back models.
- Upholstered back models offer a Matching Outer (MO) upholstery option. Due to the Additional material needed, these models are listed separately and are priced differently than the standard upholstered back models.
- Optional Live Lumbar Support Pad can be Added at the time of order. Please specify (LS) and Add \$25.00. Lumbar Pad can also be order after sale as a kit, specify model 6339 at \$25.00 list. The Lumbar Pad is adjustable up to 3" vertically.
- Optional Memory Foam available on Vion Seats. Please specify MF and Add \$76.00.
- For hard surface flooring casters for 5 prong base models, please specify C9R casters and Add \$47.00.
- Optional glides for guest chairs include: Opaque off-white non-marring glides for hard surface flooring (NM) and Steel self-leveling rubber cushioned glides (B). Please specify, Add \$18.00.
- Available Dolly for stacking guest chairs up to 8 high. Specify model 2125WS, \$288.00 List.
- Please refer to chart for optional Arms, Back, Base and Frame finishes.
- For fully assembled in box, please specify SU. Add \$50.00.

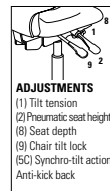
DESCRIPTION



HB Synchro - Tilter w/Back Angle Adjustment

COM Yardage: 1
Freight Class: 150
Product Weight (lbs.): 60
Cubic Feet Per Carton: 10.50

FEATURES



ADJUSTMENTS
(1) Tilt tension
(2) Pneumatic seat height
(3) Seat depth
(4) Chair tilt lock
(5C) Synchro-tilt action
Anti-kick back

Mesh Back

Ergonomic Features:
A, B, C, E, G, H, L, M, N, Q, U

MODEL#

STANDARD FABRIC GRADES

	1	2	3	4	5	6	7	8	9	10	11	12
6321-0	670	694	713	741	780	795	829	896	928	989	1073	1177
6321L-0	-	-	-	-	-	-	-	841	884	938	1030	1134
Leather												


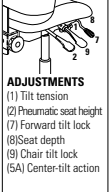


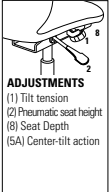


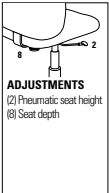


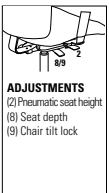


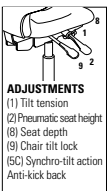

OVERALL DIMENSIONS


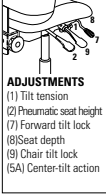


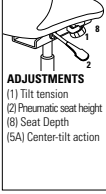


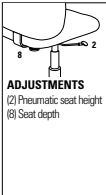


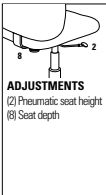


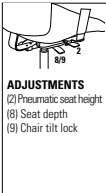

SEAT DIMENSIONS


BACK DIMENSIONS


W	D	H	W	D	H	W	H
25.5	24	41.5	20	17-19.5	17.5-21.5	18.5	23





DESCRIPTION	FEATURES	MODEL#	STANDARD FABRIC GRADES												
			1	2	3	4	5	6	7	8	9	10	11	12	
 <p>HB Multi - Tilter COM Yardage: 1 Freight Class: 150 Product Weight (lbs.): 62 Cubic Feet Per Carton: 10.50</p>	 <p>ADJUSTMENTS (1) Tilt tension (2) Pneumatic seat height (7) Forward tilt lock (6) Seat depth (9) Chair tilt lock (5A) Center-tilt action</p>	6321-3	670	694	713	741	780	795	829	896	928	989	1073	1177	
		6321L-3 Leather	-	-	-	-	-	-	-	841	884	938	1030	1134	
		OVERALL DIMENSIONS	W D H			SEAT DIMENSIONS			BACK DIMENSIONS						
		25.5	24	41	20	17-19.5	17.25-21.25	18.5	23						
	Ergonomic Features: A, B, C, E, F, G, H, M, N, Q, U, S	RTA 2													
 <p>HB Tilter COM Yardage: 1 Freight Class: 150 Product Weight (lbs.): 54 Cubic Feet Per Carton: 10.50</p>	 <p>ADJUSTMENTS (1) Tilt tension (2) Pneumatic seat height (6) Seat Depth (5A) Center-tilt action</p>	6321-4	600	624	643	671	710	725	759	826	858	919	1003	1107	
		6321L-4 Leather	-	-	-	-	-	-	-	769	812	866	958	1062	
		OVERALL DIMENSIONS	W D H			SEAT DIMENSIONS			BACK DIMENSIONS						
		25.5	24	39.25	20	17.5	16-20	18.5	23						
	Ergonomic Features: A, B, C, E, H, M, N, Q, S, U	RTA 2													
 <p>HB Task COM Yardage: 1 Freight Class: 150 Product Weight (lbs.): 49 Cubic Feet Per Carton: 10.50</p>	 <p>ADJUSTMENTS (2) Pneumatic seat height (6) Seat depth</p>	6321-6	575	599	618	646	685	700	734	801	833	894	978	1082	
		6321L-6 Leather	-	-	-	-	-	-	-	743	786	840	932	1036	
		OVERALL DIMENSIONS	W D H			SEAT DIMENSIONS			BACK DIMENSIONS						
		25.5	24	39.25	20	17.5	17-22	18.5	23						
	Ergonomic Features: C, E, M, N, U	RTA 2													
 <p>HB Weight Sensing Synchro - Tilter COM Yardage: 1 Freight Class: 150 Product Weight (lbs.): 57 Cubic Feet Per Carton: 10.50</p>	 <p>ADJUSTMENTS (2) Pneumatic seat height (6) Seat depth (9) Chair tilt lock</p>	6321-8	670	694	713	741	780	795	829	896	928	989	1073	1177	
		6321L-8 Leather	-	-	-	-	-	-	-	841	884	938	1030	1134	
		OVERALL DIMENSIONS	W D H			SEAT DIMENSIONS			BACK DIMENSIONS						
		25.5	24	40	20	17-19.5	16.5-20.5	18.5	23						
	Ergonomic Features: A, B, C, E, H, L, M, N, Q, U	RTA 2													
 <p>MB Synchro - Tilter w/Back Angle Adjustment COM Yardage: 1 Freight Class: 150 Product Weight (lbs.): 58 Cubic Feet Per Carton: 10.50</p>	 <p>ADJUSTMENTS (1) Tilt tension (2) Pneumatic seat height (6) Seat depth (9) Chair tilt lock (5C) Synchro-tilt action Anti-kick back</p>	6322-0	635	659	678	706	745	760	794	861	893	954	1038	1142	
		6322L-0 Leather	-	-	-	-	-	-	-	807	850	904	996	1100	
		OVERALL DIMENSIONS	W D H			SEAT DIMENSIONS			BACK DIMENSIONS						
		25.5	24	39.5	20	17-19.5	17-21.5	18.5	21						
	Ergonomic Features: A, B, C, E, G, H, L, M, N, Q, U	RTA 2													


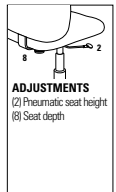
DESCRIPTION	FEATURES	MODEL#	STANDARD FABRIC GRADES												
			1	2	3	4	5	6	7	8	9	10	11	12	
 <p>MB Multi - Tilter COM Yardage: 1 Freight Class: 150 Product Weight (lbs.): 60 Cubic Feet Per Carton: 10.50</p>	 <p>ADJUSTMENTS (1) Tilt tension (2) Pneumatic seat height (7) Forward tilt lock (8) Seat depth (9) Chair tilt lock (5A) Center-tilt action</p>	6322-3	635	659	678	706	745	760	794	861	893	954	1038	1142	
		6322L-3 Leather	-	-	-	-	-	-	-	-	807	850	904	996	1100
		OVERALL DIMENSIONS			SEAT DIMENSIONS			BACK DIMENSIONS							
		W	D	H	W	D	H	W	H						
			25.5	24	39	20	17-19.5	17.25-21.25	18.5	21					
	<p>Mesh Back</p> <p>Ergonomic Features: A, B, C, E, F, G, H, M, N, Q, U, S</p>	RTA 2													
 <p>MB Tilter COM Yardage: 1 Freight Class: 150 Product Weight (lbs.): 52 Cubic Feet Per Carton: 10.50</p>	 <p>ADJUSTMENTS (1) Tilt tension (2) Pneumatic seat height (8) Seat Depth (5A) Center-tilt action</p>	6322-4	565	589	608	636	675	690	724	791	823	884	968	1072	
		6322L-4 Leather	-	-	-	-	-	-	-	734	777	831	923	1027	
		OVERALL DIMENSIONS			SEAT DIMENSIONS			BACK DIMENSIONS							
		W	D	H	W	D	H	W	H						
			25.5	24	37.5	20	17.5	16-20	18.5	21					
	<p>Mesh Back</p> <p>Ergonomic Features: A, B, C, E, H, M, N, Q, S, U</p>	RTA 2													
 <p>MB Task COM Yardage: 1 Freight Class: 150 Product Weight (lbs.): 47 Cubic Feet Per Carton: 10.50</p>	 <p>ADJUSTMENTS (2) Pneumatic seat height (8) Seat depth</p>	6322-6	545	569	588	616	655	670	704	771	803	864	948	1052	
		6322L-6 Leather	-	-	-	-	-	-	-	715	758	812	904	1008	
		OVERALL DIMENSIONS			SEAT DIMENSIONS			BACK DIMENSIONS							
		W	D	H	W	D	H	W	H						
			25.5	24	37.5	20	17.5	17-22	18.5	21					
	<p>Mesh Back</p> <p>Ergonomic Features: C, E, M, N, Q, U</p>	RTA 2													
 <p>MB Task - Armless COM Yardage: 1 Freight Class: 150 Product Weight (lbs.): 43 Cubic Feet Per Carton: 10.50</p>	 <p>ADJUSTMENTS (2) Pneumatic seat height (8) Seat depth</p>	6323-6	515	539	558	586	625	640	674	741	773	834	918	1022	
		6323L-6 Leather	-	-	-	-	-	-	-	706	749	803	895	999	
		OVERALL DIMENSIONS			SEAT DIMENSIONS			BACK DIMENSIONS							
		W	D	H	W	D	H	W	H						
			25.5	24	39.25	20	17.5	17-22	18.5	21					
	<p>Mesh Back</p> <p>Ergonomic Features: C, E, M, N, U</p>	RTA 2													
 <p>MB Weight Sensing Synchro - Tilter COM Yardage: 1 Freight Class: 150 Product Weight (lbs.): 55 Cubic Feet Per Carton: 10.50</p>	 <p>ADJUSTMENTS (2) Pneumatic seat height (8) Seat depth (9) Chair tilt lock</p>	6322-8	635	659	678	706	745	760	794	861	893	954	1038	1142	
		6322L-8 Leather	-	-	-	-	-	-	-	807	850	904	996	1100	
		OVERALL DIMENSIONS			SEAT DIMENSIONS			BACK DIMENSIONS							
		W	D	H	W	D	H	W	H						
			25.5	24	38	20	17-19.5	16.5-20.5	18.5	21					
	<p>Mesh Back</p> <p>Ergonomic Features: A, B, C, E, H, L, M, N, Q, U</p>	RTA 2													


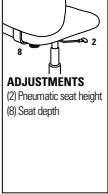





DESCRIPTION	FEATURES	MODEL#	STANDARD FABRIC GRADES													
			1	2	3	4	5	6	7	8	9	10	11	12		
 <p>Side Chair - Armless COM Yardage: 1 Freight Class: 250 Product Weight (lbs.): 24 Cubic Feet Per Carton: 11.75</p>	<p>Mesh Back Stacks 4 high on floor. Stacks 8 high on dolly. Ergonomic Features: M, N</p>		420	444	463	491	530	545	579	646	678	739	823	928		
		6324	-	-	-	-	-	-	-	588	631	685	777	881		
		6324L	Leather													
		OVERALL DIMENSIONS			SEAT DIMENSIONS			BACK DIMENSIONS								
		W	D	H	W	D	H	W	H							
20	24	34.5	19	17.5	17.5	19	17									
RTA 00																


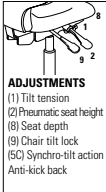

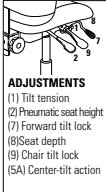

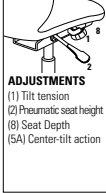

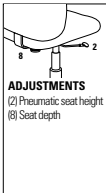

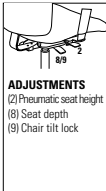
DESCRIPTION	FEATURES	MODEL#	STANDARD FABRIC GRADES													
			1	2	3	4	5	6	7	8	9	10	11	12		
 <p>Side Chair - Armless w/Casters COM Yardage: 1 Freight Class: 250 Product Weight (lbs.): 24 Cubic Feet Per Carton: 11.75</p>	<p>Mesh Back Does not stack. Ergonomic Features: M, N</p>		469	493	512	540	579	594	628	695	727	788	872	976		
		6324C	-	-	-	-	-	-	-	655	698	752	844	948		
		6324CL	Leather													
		OVERALL DIMENSIONS			SEAT DIMENSIONS			BACK DIMENSIONS								
		W	D	H	W	D	H	W	H							
20	24	34.5	19	17.5	17.5	19	17									
RTA 00																


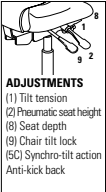

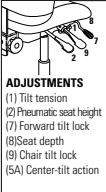

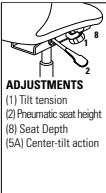

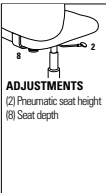

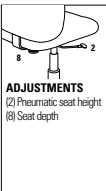
DESCRIPTION	FEATURES	MODEL#	STANDARD FABRIC GRADES													
			1	2	3	4	5	6	7	8	9	10	11	12		
 <p>Side Chair COM Yardage: 1 Freight Class: 300 Product Weight (lbs.): 26 Cubic Feet Per Carton: 13.75</p>	<p>Mesh Back Stacks 4 high on floor. Stacks 8 high on dolly. Ergonomic Features: M, N</p>		450	474	493	521	560	575	609	676	708	769	853	957		
		6325	-	-	-	-	-	-	-	619	662	716	808	912		
		6325L	Leather													
		OVERALL DIMENSIONS			SEAT DIMENSIONS			BACK DIMENSIONS								
		W	D	H	W	D	H	W	H							
25.5	24	34.5	19	17.5	17.5	19	17									
RTA 00																


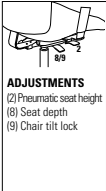
DESCRIPTION	FEATURES	MODEL#	STANDARD FABRIC GRADES													
			1	2	3	4	5	6	7	8	9	10	11	12		
 <p>Side Chair w/Casters COM Yardage: 1 Freight Class: 300 Product Weight (lbs.): 26 Cubic Feet Per Carton: 13.75</p>	<p>Mesh Back Does not stack. Ergonomic Features: M, N</p>		499	523	542	570	609	624	658	725	757	818	902	1006		
		6325C	-	-	-	-	-	-	-	686	729	783	875	979		
		6325CL	Leather													
		OVERALL DIMENSIONS			SEAT DIMENSIONS			BACK DIMENSIONS								
		W	D	H	W	D	H	W	H							
25.5	24	34.5	19	17.5	17.5	19	17									
RTA 00																


DESCRIPTION	FEATURES	MODEL#	STANDARD FABRIC GRADES													
			1	2	3	4	5	6	7	8	9	10	11	12		
 <p>MB Drafting Stool - Task Armless COM Yardage: 1 Freight Class: 150 Product Weight (lbs.): 44 Cubic Feet Per Carton: 10.50</p>	 <p>ADJUSTMENTS (2) Pneumatic seat height (8) Seat depth</p>		575	600	619	647	686	701	735	802	834	895	979	1084		
		6327-6	-	-	-	-	-	-	-	762	805	859	951	1055		
		6327L-6	Leather													
		OVERALL DIMENSIONS			SEAT DIMENSIONS			BACK DIMENSIONS								
		W	D	H	W	D	H	W	H							
25.5	24.	48.	20	17.5	23.5-33.5	18.5	21									
RTA 2																


DESCRIPTION	FEATURES	MODEL#	STANDARD FABRIC GRADES												
			1	2	3	4	5	6	7	8	9	10	11	12	
 <p>MB Drafting Stool - Task COM Yardage: 1 Freight Class: 150 Product Weight (lbs.): 50 Cubic Feet Per Carton: 10.50</p>	 <p>ADJUSTMENTS (Z) Pneumatic seat height (B) Seat depth</p>		1	2	3	4	5	6	7	8	9	10	11	12	
		6328-6	650	674	693	721	760	775	809	876	908	969	1053	1157	
		6328L-6 Leather	-	-	-	-	-	-	-	-	849	892	946	1038	1142
		OVERALL DIMENSIONS			SEAT DIMENSIONS			BACK DIMENSIONS							
		W	D	H	W	D	H	W	H						
	25.5	24	48	20	17.5	23.5-33.5	18.5	21							
				RTA 2											
<hr/>															
 <p>Bar Height Stool w/Arms COM Yardage: 1.00 Freight Class: 300 Product Weight (lbs.): 35 Cubic Feet Per Carton: 20</p>	<p>Mesh Back. Does not stack.</p> <p>Ergonomic Features: C, E, H, M, N, Q, U</p>		1	2	3	4	5	6	7	8	9	10	11	12	
		6350	585	611	631	662	705	725	765	827	875	929	1039	1157	
		6350L	-	-	-	-	-	-	-	-	827	877	929	1039	1157
		OVERALL DIMENSIONS			SEAT DIMENSIONS			BACK DIMENSIONS							
		W	D	H	W	D	H	W	H						
	25.5	25	44.5	19	17.5	28.5	18	16							
				RTA 00											
<hr/>															
 <p>Armless Bar Height Stool COM Yardage: 1.00 Freight Class: 250 Product Weight (lbs.): 33 Cubic Feet Per Carton: 15.75</p>	<p>Mesh Back. Does not stack.</p> <p>Ergonomic Features: M, N</p>		1	2	3	4	5	6	7	8	9	10	11	12	
		6351	556	582	602	633	676	696	736	798	846	900	1010	1128	
		6351L	-	-	-	-	-	-	-	-	798	846	900	1010	1128
		OVERALL DIMENSIONS			SEAT DIMENSIONS			BACK DIMENSIONS							
		W	D	H	W	D	H	W	H						
	21	25	44.5	19	17.5	28.5	18	16							
				RTA 00											
<hr/>															
 <p>Counter Height Stool w/Arms COM Yardage: 1.00 Freight Class: 300 Product Weight (lbs.): 25 Cubic Feet Per Carton: 18.5</p>	<p>Mesh Back. Does not stack.</p> <p>Ergonomic Features: M, N</p>		1	2	3	4	5	6	7	8	9	10	11	12	
		6352	585	611	631	662	705	725	765	827	875	929	1039	1157	
		6352L	-	-	-	-	-	-	-	-	827	875	929	1039	1157
		OVERALL DIMENSIONS			SEAT DIMENSIONS			BACK DIMENSIONS							
		W	D	H	W	D	H	W	H						
	25.5	24.5	40.5	19	17.5	24.5	18	16							
				RTA 00											
<hr/>															
 <p>Armless Counter Height Stool COM Yardage: 1.00 Freight Class: 250 Product Weight (lbs.): 31 Cubic Feet Per Carton: 14.50</p>	<p>Mesh Back. Does not stack.</p> <p>Ergonomic Features: M, N</p>		1	2	3	4	5	6	7	8	9	10	11	12	
		6353	556	582	602	633	676	696	736	798	846	900	1010	1128	
		6353L	-	-	-	-	-	-	-	-	798	846	900	1010	1128
		OVERALL DIMENSIONS			SEAT DIMENSIONS			BACK DIMENSIONS							
		W	D	H	W	D	H	W	H						
	21	24.5	40.5	19	17.5	24.5	18	16							
				RTA 00											


DESCRIPTION	FEATURES	MODEL#	STANDARD FABRIC GRADES																																																																																																			
			1	2	3	4	5	6	7	8	9	10	11	12																																																																																								
 <p>HB Synchro - Tilter w/Back Angle Adjustment COM Yardage: 1.25 Freight Class: 150 Product Weight (lbs.): 61 Cubic Feet Per Carton: 10.50</p>	 <p>ADJUSTMENTS (1) Tilt tension (2) Pneumatic seat height (8) Seat depth (9) Chair tilt lock (5C) Synchro-tilt action Anti-kick back</p>	<p>Upholstered Back</p> <p>Ergonomic Features: A, B, C, E, G, H, L, M, N, Q, U</p>	<table border="1"> <tr> <td>6331-0</td><td>760</td><td>791</td><td>814</td><td>849</td><td>899</td><td>917</td><td>960</td><td>1043</td><td>1083</td><td>1160</td><td>1265</td><td>1395</td> </tr> <tr> <td>6331-0MO</td><td>801</td><td>848</td><td>886</td><td>942</td><td>1021</td><td>1050</td><td>1119</td><td>1252</td><td>1316</td><td>1439</td><td>1607</td><td>1816</td> </tr> <tr> <td>6331L-0</td><td>-</td><td>-</td><td>-</td><td>-</td><td>-</td><td>-</td><td>-</td><td>1008</td><td>1051</td><td>1105</td><td>1197</td><td>1301</td> </tr> <tr> <td>6331L-0MO</td><td>-</td><td>-</td><td>-</td><td>-</td><td>-</td><td>-</td><td>-</td><td>1208</td><td>1294</td><td>1402</td><td>1585</td><td>1794</td> </tr> <tr> <td colspan="3">OVERALL DIMENSIONS</td> <td colspan="3">SEAT DIMENSIONS</td> <td colspan="6">BACK DIMENSIONS</td> </tr> <tr> <td>W</td><td>D</td><td>H</td> <td>W</td><td>D</td><td>H</td> <td colspan="2">W</td><td colspan="4">H</td> </tr> <tr> <td>25.5</td><td>24</td><td>41.5</td> <td>20</td><td>17-19.5</td><td>17.5-21.5</td> <td colspan="2">18.5</td><td colspan="4">23</td> </tr> </table>												6331-0	760	791	814	849	899	917	960	1043	1083	1160	1265	1395	6331-0MO	801	848	886	942	1021	1050	1119	1252	1316	1439	1607	1816	6331L-0	-	-	-	-	-	-	-	1008	1051	1105	1197	1301	6331L-0MO	-	-	-	-	-	-	-	1208	1294	1402	1585	1794	OVERALL DIMENSIONS			SEAT DIMENSIONS			BACK DIMENSIONS						W	D	H	W	D	H	W		H				25.5	24	41.5	20	17-19.5	17.5-21.5	18.5		23			
			6331-0	760	791	814	849	899	917	960	1043	1083	1160	1265	1395																																																																																							
			6331-0MO	801	848	886	942	1021	1050	1119	1252	1316	1439	1607	1816																																																																																							
			6331L-0	-	-	-	-	-	-	-	1008	1051	1105	1197	1301																																																																																							
6331L-0MO	-	-	-	-	-	-	-	1208	1294	1402	1585	1794																																																																																										
OVERALL DIMENSIONS			SEAT DIMENSIONS			BACK DIMENSIONS																																																																																																
W	D	H	W	D	H	W		H																																																																																														
25.5	24	41.5	20	17-19.5	17.5-21.5	18.5		23																																																																																														
 <p>HB Multi - Tilter COM Yardage: 1.25 Freight Class: 150 Product Weight (lbs.): 63 Cubic Feet Per Carton: 10.50</p>	 <p>ADJUSTMENTS (1) Tilt tension (2) Pneumatic seat height (7) Forward tilt lock (8) Seat depth (9) Chair tilt lock (5A) Center-tilt action</p>	<p>Upholstered Back</p> <p>Ergonomic Features: A, B, C, E, F, G, H, M, N, Q, U, S</p>	<table border="1"> <tr> <td>6331-3</td><td>760</td><td>791</td><td>814</td><td>849</td><td>899</td><td>917</td><td>960</td><td>1043</td><td>1083</td><td>1160</td><td>1265</td><td>1395</td> </tr> <tr> <td>6331-3MO</td><td>801</td><td>848</td><td>886</td><td>942</td><td>1021</td><td>1050</td><td>1119</td><td>1252</td><td>1316</td><td>1439</td><td>1607</td><td>1816</td> </tr> <tr> <td>6331L-3</td><td>-</td><td>-</td><td>-</td><td>-</td><td>-</td><td>-</td><td>-</td><td>1008</td><td>1051</td><td>1105</td><td>1197</td><td>1301</td> </tr> <tr> <td>6331L-3MO</td><td>-</td><td>-</td><td>-</td><td>-</td><td>-</td><td>-</td><td>-</td><td>1208</td><td>1294</td><td>1402</td><td>1585</td><td>1794</td> </tr> <tr> <td colspan="3">OVERALL DIMENSIONS</td> <td colspan="3">SEAT DIMENSIONS</td> <td colspan="6">BACK DIMENSIONS</td> </tr> <tr> <td>W</td><td>D</td><td>H</td> <td>W</td><td>D</td><td>H</td> <td colspan="2">W</td><td colspan="4">H</td> </tr> <tr> <td>25.5</td><td>24</td><td>41</td> <td>20</td><td>17-19.5</td><td>17.25-21.25</td> <td colspan="2">18.5</td><td colspan="4">23</td> </tr> </table>												6331-3	760	791	814	849	899	917	960	1043	1083	1160	1265	1395	6331-3MO	801	848	886	942	1021	1050	1119	1252	1316	1439	1607	1816	6331L-3	-	-	-	-	-	-	-	1008	1051	1105	1197	1301	6331L-3MO	-	-	-	-	-	-	-	1208	1294	1402	1585	1794	OVERALL DIMENSIONS			SEAT DIMENSIONS			BACK DIMENSIONS						W	D	H	W	D	H	W		H				25.5	24	41	20	17-19.5	17.25-21.25	18.5		23			
			6331-3	760	791	814	849	899	917	960	1043	1083	1160	1265	1395																																																																																							
			6331-3MO	801	848	886	942	1021	1050	1119	1252	1316	1439	1607	1816																																																																																							
			6331L-3	-	-	-	-	-	-	-	1008	1051	1105	1197	1301																																																																																							
6331L-3MO	-	-	-	-	-	-	-	1208	1294	1402	1585	1794																																																																																										
OVERALL DIMENSIONS			SEAT DIMENSIONS			BACK DIMENSIONS																																																																																																
W	D	H	W	D	H	W		H																																																																																														
25.5	24	41	20	17-19.5	17.25-21.25	18.5		23																																																																																														
 <p>HB Tilter COM Yardage: 1.25 Freight Class: 150 Product Weight (lbs.): 55 Cubic Feet Per Carton: 10.50</p>	 <p>ADJUSTMENTS (1) Tilt tension (2) Pneumatic seat height (8) Seat Depth (5A) Center-tilt action</p>	<p>Upholstered Back</p> <p>Ergonomic Features: A, B, C, E, H, M, N, Q, S, U</p>	<table border="1"> <tr> <td>6331-4</td><td>680</td><td>711</td><td>734</td><td>769</td><td>819</td><td>837</td><td>880</td><td>963</td><td>1003</td><td>1080</td><td>1185</td><td>1315</td> </tr> <tr> <td>6331-4MO</td><td>720</td><td>767</td><td>805</td><td>861</td><td>940</td><td>969</td><td>1038</td><td>963</td><td>1235</td><td>1358</td><td>1526</td><td>1735</td> </tr> <tr> <td>6331L-4</td><td>-</td><td>-</td><td>-</td><td>-</td><td>-</td><td>-</td><td>-</td><td>924</td><td>978</td><td>1045</td><td>1160</td><td>1290</td> </tr> <tr> <td>6331L-4MO</td><td>-</td><td>-</td><td>-</td><td>-</td><td>-</td><td>-</td><td>-</td><td>1121</td><td>1207</td><td>1315</td><td>1498</td><td>1707</td> </tr> <tr> <td colspan="3">OVERALL DIMENSIONS</td> <td colspan="3">SEAT DIMENSIONS</td> <td colspan="6">BACK DIMENSIONS</td> </tr> <tr> <td>W</td><td>D</td><td>H</td> <td>W</td><td>D</td><td>H</td> <td colspan="2">W</td><td colspan="4">H</td> </tr> <tr> <td>25.5</td><td>24</td><td>39.25</td> <td>20</td><td>17.5</td><td>17-22</td> <td colspan="2">18.5</td><td colspan="4">23</td> </tr> </table>												6331-4	680	711	734	769	819	837	880	963	1003	1080	1185	1315	6331-4MO	720	767	805	861	940	969	1038	963	1235	1358	1526	1735	6331L-4	-	-	-	-	-	-	-	924	978	1045	1160	1290	6331L-4MO	-	-	-	-	-	-	-	1121	1207	1315	1498	1707	OVERALL DIMENSIONS			SEAT DIMENSIONS			BACK DIMENSIONS						W	D	H	W	D	H	W		H				25.5	24	39.25	20	17.5	17-22	18.5		23			
			6331-4	680	711	734	769	819	837	880	963	1003	1080	1185	1315																																																																																							
			6331-4MO	720	767	805	861	940	969	1038	963	1235	1358	1526	1735																																																																																							
			6331L-4	-	-	-	-	-	-	-	924	978	1045	1160	1290																																																																																							
6331L-4MO	-	-	-	-	-	-	-	1121	1207	1315	1498	1707																																																																																										
OVERALL DIMENSIONS			SEAT DIMENSIONS			BACK DIMENSIONS																																																																																																
W	D	H	W	D	H	W		H																																																																																														
25.5	24	39.25	20	17.5	17-22	18.5		23																																																																																														
 <p>HB Task COM Yardage: 1.25 Freight Class: 150 Product Weight (lbs.): 49 Cubic Feet Per Carton: 10.50</p>	 <p>ADJUSTMENTS (2) Pneumatic seat height (8) Seat depth</p>	<p>Upholstered Back</p> <p>Ergonomic Features: C, E, M, N</p>	<table border="1"> <tr> <td>6331-6</td><td>660</td><td>690</td><td>713</td><td>748</td><td>798</td><td>816</td><td>859</td><td>942</td><td>982</td><td>1059</td><td>1164</td><td>1294</td> </tr> <tr> <td>6331-6MO</td><td>700</td><td>747</td><td>785</td><td>841</td><td>920</td><td>949</td><td>1018</td><td>1151</td><td>1215</td><td>1338</td><td>1506</td><td>1715</td> </tr> <tr> <td>6331L-6</td><td>-</td><td>-</td><td>-</td><td>-</td><td>-</td><td>-</td><td>-</td><td>906</td><td>960</td><td>1027</td><td>1142</td><td>1272</td> </tr> <tr> <td>6331L-6MO</td><td>-</td><td>-</td><td>-</td><td>-</td><td>-</td><td>-</td><td>-</td><td>1105</td><td>1191</td><td>1299</td><td>1482</td><td>1691</td> </tr> <tr> <td colspan="3">OVERALL DIMENSIONS</td> <td colspan="3">SEAT DIMENSIONS</td> <td colspan="6">BACK DIMENSIONS</td> </tr> <tr> <td>W</td><td>D</td><td>H</td> <td>W</td><td>D</td><td>H</td> <td colspan="2">W</td><td colspan="4">H</td> </tr> <tr> <td>25.5</td><td>24</td><td>39.5</td> <td>20</td><td>17.5</td><td>17-22</td> <td colspan="2">18.5</td><td colspan="4">23</td> </tr> </table>												6331-6	660	690	713	748	798	816	859	942	982	1059	1164	1294	6331-6MO	700	747	785	841	920	949	1018	1151	1215	1338	1506	1715	6331L-6	-	-	-	-	-	-	-	906	960	1027	1142	1272	6331L-6MO	-	-	-	-	-	-	-	1105	1191	1299	1482	1691	OVERALL DIMENSIONS			SEAT DIMENSIONS			BACK DIMENSIONS						W	D	H	W	D	H	W		H				25.5	24	39.5	20	17.5	17-22	18.5		23			
			6331-6	660	690	713	748	798	816	859	942	982	1059	1164	1294																																																																																							
			6331-6MO	700	747	785	841	920	949	1018	1151	1215	1338	1506	1715																																																																																							
			6331L-6	-	-	-	-	-	-	-	906	960	1027	1142	1272																																																																																							
6331L-6MO	-	-	-	-	-	-	-	1105	1191	1299	1482	1691																																																																																										
OVERALL DIMENSIONS			SEAT DIMENSIONS			BACK DIMENSIONS																																																																																																
W	D	H	W	D	H	W		H																																																																																														
25.5	24	39.5	20	17.5	17-22	18.5		23																																																																																														
 <p>HB Weight Sensing Synchro - Tilter COM Yardage: 1.25 Freight Class: 150 Product Weight (lbs.): 58 Cubic Feet Per Carton: 10.50</p>	 <p>ADJUSTMENTS (2) Pneumatic seat height (8) Seat depth (9) Chair tilt lock</p>	<p>Upholstered Back</p> <p>Ergonomic Features: A, B, C, E, H, L, M, N, Q, U</p>	<table border="1"> <tr> <td>6331-8</td><td>760</td><td>791</td><td>814</td><td>849</td><td>899</td><td>917</td><td>960</td><td>1043</td><td>1083</td><td>1160</td><td>1265</td><td>1395</td> </tr> <tr> <td>6331-8MO</td><td>801</td><td>848</td><td>886</td><td>942</td><td>1021</td><td>1050</td><td>1119</td><td>1252</td><td>1316</td><td>1439</td><td>1607</td><td>1816</td> </tr> <tr> <td>6331L-8</td><td>-</td><td>-</td><td>-</td><td>-</td><td>-</td><td>-</td><td>-</td><td>1008</td><td>1062</td><td>1129</td><td>1244</td><td>1374</td> </tr> <tr> <td>6331L-8MO</td><td>-</td><td>-</td><td>-</td><td>-</td><td>-</td><td>-</td><td>-</td><td>1208</td><td>1294</td><td>1402</td><td>1585</td><td>1794</td> </tr> <tr> <td colspan="3">OVERALL DIMENSIONS</td> <td colspan="3">SEAT DIMENSIONS</td> <td colspan="6">BACK DIMENSIONS</td> </tr> <tr> <td>W</td><td>D</td><td>H</td> <td>W</td><td>D</td><td>H</td> <td colspan="2">W</td><td colspan="4">H</td> </tr> <tr> <td>25.5</td><td>24</td><td>40</td> <td>20</td><td>17-19.5</td><td>16.5-20.5</td> <td colspan="2">18.5</td><td colspan="4">23</td> </tr> </table>												6331-8	760	791	814	849	899	917	960	1043	1083	1160	1265	1395	6331-8MO	801	848	886	942	1021	1050	1119	1252	1316	1439	1607	1816	6331L-8	-	-	-	-	-	-	-	1008	1062	1129	1244	1374	6331L-8MO	-	-	-	-	-	-	-	1208	1294	1402	1585	1794	OVERALL DIMENSIONS			SEAT DIMENSIONS			BACK DIMENSIONS						W	D	H	W	D	H	W		H				25.5	24	40	20	17-19.5	16.5-20.5	18.5		23			
			6331-8	760	791	814	849	899	917	960	1043	1083	1160	1265	1395																																																																																							
			6331-8MO	801	848	886	942	1021	1050	1119	1252	1316	1439	1607	1816																																																																																							
			6331L-8	-	-	-	-	-	-	-	1008	1062	1129	1244	1374																																																																																							
6331L-8MO	-	-	-	-	-	-	-	1208	1294	1402	1585	1794																																																																																										
OVERALL DIMENSIONS			SEAT DIMENSIONS			BACK DIMENSIONS																																																																																																
W	D	H	W	D	H	W		H																																																																																														
25.5	24	40	20	17-19.5	16.5-20.5	18.5		23																																																																																														


DESCRIPTION	FEATURES	MODEL#	STANDARD FABRIC GRADES																																																																																																				
			1	2	3	4	5	6	7	8	9	10	11	12																																																																																									
 <p>MB Synchro - Tilter w/Back Angle Adjustment COM Yardage: 1.25 Freight Class: 150 Product Weight (lbs.): 59 Cubic Feet Per Carton: 10.50</p>	 <p>ADJUSTMENTS (1) Tilt tension (2) Pneumatic seat height (8) Seat depth (9) Chair tilt lock (5C) Synchro-tilt action Anti-kick back</p>	<p>Ergonomic Features: A, B, C, E, G, H, L, M, N, Q, U</p>	<table border="1"> <tr> <td colspan="12"> <table border="1"> <tr> <th colspan="3">OVERALL DIMENSIONS</th> <th colspan="3">SEAT DIMENSIONS</th> <th colspan="3">BACK DIMENSIONS</th> </tr> <tr> <th>W</th><th>D</th><th>H</th> <th>W</th><th>D</th><th>H</th> <th>W</th><th>H</th> </tr> <tr> <td>25.5</td><td>24</td><td>39.5</td> <td>20</td><td>17-19.5</td><td>17.5-21.5</td> <td>18.5</td><td>21</td> </tr> </table> </td> </tr> <tr> <td>6332-0</td><td>725</td><td>756</td><td>779</td><td>814</td><td>864</td><td>882</td><td>925</td><td>1008</td><td>1048</td><td>1125</td><td>1230</td><td>1360</td> </tr> <tr> <td>6332-0MO</td><td>765</td><td>816</td><td>857</td><td>918</td><td>1004</td><td>1045</td><td>1124</td><td>1249</td><td>1345</td><td>1452</td><td>1673</td><td>1908</td> </tr> <tr> <td>6332L-0</td><td>-</td><td>-</td><td>-</td><td>-</td><td>-</td><td>-</td><td>-</td><td>875</td><td>929</td><td>996</td><td>1111</td><td>1241</td> </tr> <tr> <td>6332L-0MO</td><td>-</td><td>-</td><td>-</td><td>-</td><td>-</td><td>-</td><td>-</td><td>1056</td><td>1142</td><td>1250</td><td>1433</td><td>1642</td> </tr> </table>												<table border="1"> <tr> <th colspan="3">OVERALL DIMENSIONS</th> <th colspan="3">SEAT DIMENSIONS</th> <th colspan="3">BACK DIMENSIONS</th> </tr> <tr> <th>W</th><th>D</th><th>H</th> <th>W</th><th>D</th><th>H</th> <th>W</th><th>H</th> </tr> <tr> <td>25.5</td><td>24</td><td>39.5</td> <td>20</td><td>17-19.5</td><td>17.5-21.5</td> <td>18.5</td><td>21</td> </tr> </table>												OVERALL DIMENSIONS			SEAT DIMENSIONS			BACK DIMENSIONS			W	D	H	W	D	H	W	H	25.5	24	39.5	20	17-19.5	17.5-21.5	18.5	21	6332-0	725	756	779	814	864	882	925	1008	1048	1125	1230	1360	6332-0MO	765	816	857	918	1004	1045	1124	1249	1345	1452	1673	1908	6332L-0	-	-	-	-	-	-	-	875	929	996	1111	1241	6332L-0MO	-	-	-	-	-	-	-	1056	1142	1250	1433	1642
			<table border="1"> <tr> <th colspan="3">OVERALL DIMENSIONS</th> <th colspan="3">SEAT DIMENSIONS</th> <th colspan="3">BACK DIMENSIONS</th> </tr> <tr> <th>W</th><th>D</th><th>H</th> <th>W</th><th>D</th><th>H</th> <th>W</th><th>H</th> </tr> <tr> <td>25.5</td><td>24</td><td>39.5</td> <td>20</td><td>17-19.5</td><td>17.5-21.5</td> <td>18.5</td><td>21</td> </tr> </table>												OVERALL DIMENSIONS			SEAT DIMENSIONS			BACK DIMENSIONS			W	D	H	W	D	H	W	H	25.5	24	39.5	20	17-19.5	17.5-21.5	18.5	21																																																																
			OVERALL DIMENSIONS			SEAT DIMENSIONS			BACK DIMENSIONS																																																																																														
			W	D	H	W	D	H	W	H																																																																																													
25.5	24	39.5	20	17-19.5	17.5-21.5	18.5	21																																																																																																
6332-0	725	756	779	814	864	882	925	1008	1048	1125	1230	1360																																																																																											
6332-0MO	765	816	857	918	1004	1045	1124	1249	1345	1452	1673	1908																																																																																											
6332L-0	-	-	-	-	-	-	-	875	929	996	1111	1241																																																																																											
6332L-0MO	-	-	-	-	-	-	-	1056	1142	1250	1433	1642																																																																																											
 <p>MB Multi - Tilter COM Yardage: 1.25 Freight Class: 150 Product Weight (lbs.): 61 Cubic Feet Per Carton: 10.50</p>	 <p>ADJUSTMENTS (1) Tilt tension (2) Pneumatic seat height (7) Forward tilt lock (8) Seat depth (9) Chair tilt lock (5A) Center-tilt action</p>	<p>Ergonomic Features: A, B, C, E, F, G, H, M, N, Q, U, S</p>	<table border="1"> <tr> <td colspan="12"> <table border="1"> <tr> <th colspan="3">OVERALL DIMENSIONS</th> <th colspan="3">SEAT DIMENSIONS</th> <th colspan="3">BACK DIMENSIONS</th> </tr> <tr> <th>W</th><th>D</th><th>H</th> <th>W</th><th>D</th><th>H</th> <th>W</th><th>H</th> </tr> <tr> <td>25.5</td><td>24</td><td>39</td> <td>20</td><td>17-19.5</td><td>17.25-21.25</td> <td>18.5</td><td>21</td> </tr> </table> </td> </tr> <tr> <td>6332-3</td><td>725</td><td>756</td><td>779</td><td>814</td><td>864</td><td>882</td><td>925</td><td>1008</td><td>1048</td><td>1125</td><td>1230</td><td>1360</td> </tr> <tr> <td>6332-3MO</td><td>765</td><td>816</td><td>857</td><td>918</td><td>1004</td><td>1045</td><td>1124</td><td>1249</td><td>1345</td><td>1452</td><td>1673</td><td>1908</td> </tr> <tr> <td>6332L-3</td><td>-</td><td>-</td><td>-</td><td>-</td><td>-</td><td>-</td><td>-</td><td>875</td><td>929</td><td>996</td><td>1111</td><td>1241</td> </tr> <tr> <td>6332L-3MO</td><td>-</td><td>-</td><td>-</td><td>-</td><td>-</td><td>-</td><td>-</td><td>1056</td><td>1142</td><td>1250</td><td>1433</td><td>1642</td> </tr> </table>												<table border="1"> <tr> <th colspan="3">OVERALL DIMENSIONS</th> <th colspan="3">SEAT DIMENSIONS</th> <th colspan="3">BACK DIMENSIONS</th> </tr> <tr> <th>W</th><th>D</th><th>H</th> <th>W</th><th>D</th><th>H</th> <th>W</th><th>H</th> </tr> <tr> <td>25.5</td><td>24</td><td>39</td> <td>20</td><td>17-19.5</td><td>17.25-21.25</td> <td>18.5</td><td>21</td> </tr> </table>												OVERALL DIMENSIONS			SEAT DIMENSIONS			BACK DIMENSIONS			W	D	H	W	D	H	W	H	25.5	24	39	20	17-19.5	17.25-21.25	18.5	21	6332-3	725	756	779	814	864	882	925	1008	1048	1125	1230	1360	6332-3MO	765	816	857	918	1004	1045	1124	1249	1345	1452	1673	1908	6332L-3	-	-	-	-	-	-	-	875	929	996	1111	1241	6332L-3MO	-	-	-	-	-	-	-	1056	1142	1250	1433	1642
			<table border="1"> <tr> <th colspan="3">OVERALL DIMENSIONS</th> <th colspan="3">SEAT DIMENSIONS</th> <th colspan="3">BACK DIMENSIONS</th> </tr> <tr> <th>W</th><th>D</th><th>H</th> <th>W</th><th>D</th><th>H</th> <th>W</th><th>H</th> </tr> <tr> <td>25.5</td><td>24</td><td>39</td> <td>20</td><td>17-19.5</td><td>17.25-21.25</td> <td>18.5</td><td>21</td> </tr> </table>												OVERALL DIMENSIONS			SEAT DIMENSIONS			BACK DIMENSIONS			W	D	H	W	D	H	W	H	25.5	24	39	20	17-19.5	17.25-21.25	18.5	21																																																																
			OVERALL DIMENSIONS			SEAT DIMENSIONS			BACK DIMENSIONS																																																																																														
			W	D	H	W	D	H	W	H																																																																																													
25.5	24	39	20	17-19.5	17.25-21.25	18.5	21																																																																																																
6332-3	725	756	779	814	864	882	925	1008	1048	1125	1230	1360																																																																																											
6332-3MO	765	816	857	918	1004	1045	1124	1249	1345	1452	1673	1908																																																																																											
6332L-3	-	-	-	-	-	-	-	875	929	996	1111	1241																																																																																											
6332L-3MO	-	-	-	-	-	-	-	1056	1142	1250	1433	1642																																																																																											
 <p>MB Tilter COM Yardage: 1.25 Freight Class: 150 Product Weight (lbs.): 53 Cubic Feet Per Carton: 10.50</p>	 <p>ADJUSTMENTS (1) Tilt tension (2) Pneumatic seat height (8) Seat Depth (5A) Center-tilt action</p>	<p>Ergonomic Features: A, B, C, E, H, M, N, Q, S, U</p>	<table border="1"> <tr> <td colspan="12"> <table border="1"> <tr> <th colspan="3">OVERALL DIMENSIONS</th> <th colspan="3">SEAT DIMENSIONS</th> <th colspan="3">BACK DIMENSIONS</th> </tr> <tr> <th>W</th><th>D</th><th>H</th> <th>W</th><th>D</th><th>H</th> <th>W</th><th>H</th> </tr> <tr> <td>25.5</td><td>24</td><td>37.5</td> <td>20</td><td>17.5</td><td>16-29</td> <td>18.5</td><td>21</td> </tr> </table> </td> </tr> <tr> <td>6332-4</td><td>650</td><td>680</td><td>703</td><td>738</td><td>788</td><td>806</td><td>849</td><td>932</td><td>972</td><td>1049</td><td>1154</td><td>1284</td> </tr> <tr> <td>6332-4MO</td><td>691</td><td>738</td><td>776</td><td>832</td><td>911</td><td>940</td><td>1009</td><td>1142</td><td>1206</td><td>1329</td><td>1497</td><td>1706</td> </tr> <tr> <td>6332L-4</td><td>-</td><td>-</td><td>-</td><td>-</td><td>-</td><td>-</td><td>-</td><td>898</td><td>952</td><td>1019</td><td>1134</td><td>1264</td> </tr> <tr> <td>6332L-4MO</td><td>-</td><td>-</td><td>-</td><td>-</td><td>-</td><td>-</td><td>-</td><td>1099</td><td>1185</td><td>1293</td><td>1476</td><td>1685</td> </tr> </table>												<table border="1"> <tr> <th colspan="3">OVERALL DIMENSIONS</th> <th colspan="3">SEAT DIMENSIONS</th> <th colspan="3">BACK DIMENSIONS</th> </tr> <tr> <th>W</th><th>D</th><th>H</th> <th>W</th><th>D</th><th>H</th> <th>W</th><th>H</th> </tr> <tr> <td>25.5</td><td>24</td><td>37.5</td> <td>20</td><td>17.5</td><td>16-29</td> <td>18.5</td><td>21</td> </tr> </table>												OVERALL DIMENSIONS			SEAT DIMENSIONS			BACK DIMENSIONS			W	D	H	W	D	H	W	H	25.5	24	37.5	20	17.5	16-29	18.5	21	6332-4	650	680	703	738	788	806	849	932	972	1049	1154	1284	6332-4MO	691	738	776	832	911	940	1009	1142	1206	1329	1497	1706	6332L-4	-	-	-	-	-	-	-	898	952	1019	1134	1264	6332L-4MO	-	-	-	-	-	-	-	1099	1185	1293	1476	1685
			<table border="1"> <tr> <th colspan="3">OVERALL DIMENSIONS</th> <th colspan="3">SEAT DIMENSIONS</th> <th colspan="3">BACK DIMENSIONS</th> </tr> <tr> <th>W</th><th>D</th><th>H</th> <th>W</th><th>D</th><th>H</th> <th>W</th><th>H</th> </tr> <tr> <td>25.5</td><td>24</td><td>37.5</td> <td>20</td><td>17.5</td><td>16-29</td> <td>18.5</td><td>21</td> </tr> </table>												OVERALL DIMENSIONS			SEAT DIMENSIONS			BACK DIMENSIONS			W	D	H	W	D	H	W	H	25.5	24	37.5	20	17.5	16-29	18.5	21																																																																
			OVERALL DIMENSIONS			SEAT DIMENSIONS			BACK DIMENSIONS																																																																																														
			W	D	H	W	D	H	W	H																																																																																													
25.5	24	37.5	20	17.5	16-29	18.5	21																																																																																																
6332-4	650	680	703	738	788	806	849	932	972	1049	1154	1284																																																																																											
6332-4MO	691	738	776	832	911	940	1009	1142	1206	1329	1497	1706																																																																																											
6332L-4	-	-	-	-	-	-	-	898	952	1019	1134	1264																																																																																											
6332L-4MO	-	-	-	-	-	-	-	1099	1185	1293	1476	1685																																																																																											
 <p>MB Task COM Yardage: 1.25 Freight Class: 150 Product Weight (lbs.): 48 Cubic Feet Per Carton: 10.50</p>	 <p>ADJUSTMENTS (2) Pneumatic seat height (8) Seat depth</p>	<p>Ergonomic Features: C, E, M, N, Q, U</p>	<table border="1"> <tr> <td colspan="12"> <table border="1"> <tr> <th colspan="3">OVERALL DIMENSIONS</th> <th colspan="3">SEAT DIMENSIONS</th> <th colspan="3">BACK DIMENSIONS</th> </tr> <tr> <th>W</th><th>D</th><th>H</th> <th>W</th><th>D</th><th>H</th> <th>W</th><th>H</th> </tr> <tr> <td>25.5</td><td>24</td><td>37.5</td> <td>20</td><td>17.5-</td><td>17-22</td> <td>18.5</td><td>21</td> </tr> </table> </td> </tr> <tr> <td>6332-6</td><td>630</td><td>661</td><td>684</td><td>719</td><td>769</td><td>787</td><td>830</td><td>913</td><td>953</td><td>1030</td><td>1135</td><td>1265</td> </tr> <tr> <td>6332-6MO</td><td>671</td><td>718</td><td>756</td><td>812</td><td>891</td><td>920</td><td>989</td><td>1122</td><td>1186</td><td>1309</td><td>1477</td><td>1686</td> </tr> <tr> <td>6332L-6</td><td>-</td><td>-</td><td>-</td><td>-</td><td>-</td><td>-</td><td>-</td><td>880</td><td>934</td><td>1001</td><td>1116</td><td>1246</td> </tr> <tr> <td>6332L-6MO</td><td>-</td><td>-</td><td>-</td><td>-</td><td>-</td><td>-</td><td>-</td><td>1082</td><td>1168</td><td>1276</td><td>1459</td><td>1668</td> </tr> </table>												<table border="1"> <tr> <th colspan="3">OVERALL DIMENSIONS</th> <th colspan="3">SEAT DIMENSIONS</th> <th colspan="3">BACK DIMENSIONS</th> </tr> <tr> <th>W</th><th>D</th><th>H</th> <th>W</th><th>D</th><th>H</th> <th>W</th><th>H</th> </tr> <tr> <td>25.5</td><td>24</td><td>37.5</td> <td>20</td><td>17.5-</td><td>17-22</td> <td>18.5</td><td>21</td> </tr> </table>												OVERALL DIMENSIONS			SEAT DIMENSIONS			BACK DIMENSIONS			W	D	H	W	D	H	W	H	25.5	24	37.5	20	17.5-	17-22	18.5	21	6332-6	630	661	684	719	769	787	830	913	953	1030	1135	1265	6332-6MO	671	718	756	812	891	920	989	1122	1186	1309	1477	1686	6332L-6	-	-	-	-	-	-	-	880	934	1001	1116	1246	6332L-6MO	-	-	-	-	-	-	-	1082	1168	1276	1459	1668
			<table border="1"> <tr> <th colspan="3">OVERALL DIMENSIONS</th> <th colspan="3">SEAT DIMENSIONS</th> <th colspan="3">BACK DIMENSIONS</th> </tr> <tr> <th>W</th><th>D</th><th>H</th> <th>W</th><th>D</th><th>H</th> <th>W</th><th>H</th> </tr> <tr> <td>25.5</td><td>24</td><td>37.5</td> <td>20</td><td>17.5-</td><td>17-22</td> <td>18.5</td><td>21</td> </tr> </table>												OVERALL DIMENSIONS			SEAT DIMENSIONS			BACK DIMENSIONS			W	D	H	W	D	H	W	H	25.5	24	37.5	20	17.5-	17-22	18.5	21																																																																
			OVERALL DIMENSIONS			SEAT DIMENSIONS			BACK DIMENSIONS																																																																																														
			W	D	H	W	D	H	W	H																																																																																													
25.5	24	37.5	20	17.5-	17-22	18.5	21																																																																																																
6332-6	630	661	684	719	769	787	830	913	953	1030	1135	1265																																																																																											
6332-6MO	671	718	756	812	891	920	989	1122	1186	1309	1477	1686																																																																																											
6332L-6	-	-	-	-	-	-	-	880	934	1001	1116	1246																																																																																											
6332L-6MO	-	-	-	-	-	-	-	1082	1168	1276	1459	1668																																																																																											
 <p>MB Task - Armless COM Yardage: 1.25 Freight Class: 150 Product Weight (lbs.): 42 Cubic Feet Per Carton: 10.50</p>	 <p>ADJUSTMENTS (2) Pneumatic seat height (8) Seat depth</p>	<p>Ergonomic Features: C, E, M, N, U</p>	<table border="1"> <tr> <td colspan="12"> <table border="1"> <tr> <th colspan="3">OVERALL DIMENSIONS</th> <th colspan="3">SEAT DIMENSIONS</th> <th colspan="3">BACK DIMENSIONS</th> </tr> <tr> <th>W</th><th>D</th><th>H</th> <th>W</th><th>D</th><th>H</th> <th>W</th><th>H</th> </tr> <tr> <td>25.5</td><td>24</td><td>37.5</td> <td>20</td><td>17.5</td><td>17-22</td> <td>18.5</td><td>21</td> </tr> </table> </td> </tr> <tr> <td>6333-6</td><td>600</td><td>630</td><td>653</td><td>688</td><td>738</td><td>756</td><td>799</td><td>882</td><td>922</td><td>999</td><td>1104</td><td>1234</td> </tr> <tr> <td>6333-6MO</td><td>647</td><td>694</td><td>732</td><td>788</td><td>867</td><td>896</td><td>965</td><td>1098</td><td>1162</td><td>1285</td><td>1453</td><td>1661</td> </tr> <tr> <td>6333L-6</td><td>-</td><td>-</td><td>-</td><td>-</td><td>-</td><td>-</td><td>-</td><td>884</td><td>938</td><td>1005</td><td>1120</td><td>1250</td> </tr> <tr> <td>6333L-6MO</td><td>-</td><td>-</td><td>-</td><td>-</td><td>-</td><td>-</td><td>-</td><td>1082</td><td>1168</td><td>1276</td><td>1459</td><td>1668</td> </tr> </table>												<table border="1"> <tr> <th colspan="3">OVERALL DIMENSIONS</th> <th colspan="3">SEAT DIMENSIONS</th> <th colspan="3">BACK DIMENSIONS</th> </tr> <tr> <th>W</th><th>D</th><th>H</th> <th>W</th><th>D</th><th>H</th> <th>W</th><th>H</th> </tr> <tr> <td>25.5</td><td>24</td><td>37.5</td> <td>20</td><td>17.5</td><td>17-22</td> <td>18.5</td><td>21</td> </tr> </table>												OVERALL DIMENSIONS			SEAT DIMENSIONS			BACK DIMENSIONS			W	D	H	W	D	H	W	H	25.5	24	37.5	20	17.5	17-22	18.5	21	6333-6	600	630	653	688	738	756	799	882	922	999	1104	1234	6333-6MO	647	694	732	788	867	896	965	1098	1162	1285	1453	1661	6333L-6	-	-	-	-	-	-	-	884	938	1005	1120	1250	6333L-6MO	-	-	-	-	-	-	-	1082	1168	1276	1459	1668
			<table border="1"> <tr> <th colspan="3">OVERALL DIMENSIONS</th> <th colspan="3">SEAT DIMENSIONS</th> <th colspan="3">BACK DIMENSIONS</th> </tr> <tr> <th>W</th><th>D</th><th>H</th> <th>W</th><th>D</th><th>H</th> <th>W</th><th>H</th> </tr> <tr> <td>25.5</td><td>24</td><td>37.5</td> <td>20</td><td>17.5</td><td>17-22</td> <td>18.5</td><td>21</td> </tr> </table>												OVERALL DIMENSIONS			SEAT DIMENSIONS			BACK DIMENSIONS			W	D	H	W	D	H	W	H	25.5	24	37.5	20	17.5	17-22	18.5	21																																																																
			OVERALL DIMENSIONS			SEAT DIMENSIONS			BACK DIMENSIONS																																																																																														
			W	D	H	W	D	H	W	H																																																																																													
25.5	24	37.5	20	17.5	17-22	18.5	21																																																																																																
6333-6	600	630	653	688	738	756	799	882	922	999	1104	1234																																																																																											
6333-6MO	647	694	732	788	867	896	965	1098	1162	1285	1453	1661																																																																																											
6333L-6	-	-	-	-	-	-	-	884	938	1005	1120	1250																																																																																											
6333L-6MO	-	-	-	-	-	-	-	1082	1168	1276	1459	1668																																																																																											


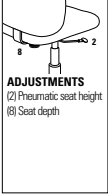

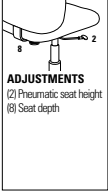
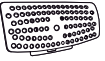


DESCRIPTION	FEATURES	MODEL#	STANDARD FABRIC GRADES											
			1	2	3	4	5	6	7	8	9	10	11	12
 <p>MB Weight Sensing Synchro - Tilter COM Yardage: 1.25 Freight Class: 150 Product Weight (lbs.): 56 Cubic Feet Per Carton: 10.50</p>	 <p>ADJUSTMENTS (2) Pneumatic seat height (8) Seat depth (9) Chair tilt lock</p>													
		6332-8	725	756	779	814	864	882	925	1008	1048	1125	1230	1360
		6332-8MO	765	816	857	918	1004	1045	1124	1249	1345	1452	1673	1908
		6332L-8	-	-	-	-	-	-	-	875	929	996	1111	1241
		6332L-8MO	-	-	-	-	-	-	-	1056	1142	1250	1433	1642
OVERALL DIMENSIONS			SEAT DIMENSIONS			BACK DIMENSIONS								
W D H			W D H			W H								
25.5 24 38			20 17-19.5 16.5-20.5			18.5 21								
Ergonomic Features: A, B, C, E, H, L, M, N, Q, U			RTA 2			Ups								


DESCRIPTION	FEATURES	MODEL#	STANDARD FABRIC GRADES											
			1	2	3	4	5	6	7	8	9	10	11	12
 <p>Side Chair - Armless COM Yardage: 1.25 Freight Class: 250 Product Weight (lbs.): 25 Cubic Feet Per Carton: 11.75</p>	<p>Upholstered Back. Stacks 4 high on floor. Stacks 8 high on dolly. Ergonomic Features: M, N</p>													
		6334	460	484	503	531	570	585	619	686	718	779	863	968
		6334MO	499	546	584	640	719	748	817	950	1014	1137	1305	1513
		6334L	-	-	-	-	-	-	-	644	687	741	833	937
		6334LMO	-	-	-	-	-	-	-	885	1001	1109	1292	1501
OVERALL DIMENSIONS			SEAT DIMENSIONS			BACK DIMENSIONS								
W D H			W D H			W H								
20 24 34.5			19 17.5 17.5			19 17								
Ergonomic Features: M, N			RTA 00											


DESCRIPTION	FEATURES	MODEL#	STANDARD FABRIC GRADES											
			1	2	3	4	5	6	7	8	9	10	11	12
 <p>Side Chair w/Casters COM Yardage: 1.25 Freight Class: 250 Product Weight (lbs.): 25 Cubic Feet Per Carton: 11.75</p>	<p>Upholstered Back. Does not stack. Ergonomic Features: M, N</p>													
		6334C	514	538	557	585	624	639	673	740	772	833	917	1021
		6334CMO	551	598	636	692	771	800	869	1002	1066	1189	1357	1565
		6334CL	-	-	-	-	-	-	-	768	811	865	957	1061
		6334CLMO	-	-	-	-	-	-	-	958	1044	1152	1335	1544
OVERALL DIMENSIONS			SEAT DIMENSIONS			BACK DIMENSIONS								
W D H			W D H			W H								
20 24 34.5			19 17.5 17.5			19 17								
Ergonomic Features: M, N			RTA 00											


DESCRIPTION	FEATURES	MODEL#	STANDARD FABRIC GRADES											
			1	2	3	4	5	6	7	8	9	10	11	12
 <p>Side Chair COM Yardage: 1.25 Freight Class: 300 Product Weight (lbs.): 27 Cubic Feet Per Carton: 13.75</p>	<p>Upholstered Back. Stacks 4 high on floor. Stacks 8 high on dolly. Ergonomic Features: M, N</p>													
		6335	490	515	534	562	601	616	650	717	749	810	894	999
		6335MO	529	576	614	670	749	778	847	980	1044	1167	1335	1544
		6335L	-	-	-	-	-	-	-	725	768	822	914	1018
		6335LMO	-	-	-	-	-	-	-	915	1001	1109	1292	1501
OVERALL DIMENSIONS			SEAT DIMENSIONS			BACK DIMENSIONS								
W D H			W D H			W H								
25.5 24 34.5			19 17.5 17.5			19 17								
Ergonomic Features: M, N			RTA 00											


DESCRIPTION	FEATURES	MODEL#	STANDARD FABRIC GRADES											
			1	2	3	4	5	6	7	8	9	10	11	12
 <p>Side Chair w/Casters COM Yardage: 1.25 Freight Class: 300 Product Weight (lbs.): 27 Cubic Feet Per Carton: 13.75</p>	<p>Upholstered Back. Does not stack. Ergonomic Features: M, N</p>													
		6335C	544	568	587	615	654	669	703	770	802	863	947	1052
		6335CMO	581	628	666	722	801	830	899	1032	1096	1219	1387	1596
		6335CL	-	-	-	-	-	-	-	798	841	895	987	1091
		6335CLMO	-	-	-	-	-	-	-	988	1074	1182	1365	1574
OVERALL DIMENSIONS			SEAT DIMENSIONS			BACK DIMENSIONS								
W D H			W D H			W H								
25.5 24 34.5			19 18 17.5			19 17								
Ergonomic Features: M, N			RTA 00											


DESCRIPTION	FEATURES	MODEL#	STANDARD FABRIC GRADES													
			1	2	3	4	5	6	7	8	9	10	11	12		
 MB Drafting Stool - Task Armless COM Yardage: 1.25 Freight Class: 150 Product Weight (lbs.): 45 Cubic Feet Per Carton: 10.50	 ADJUSTMENTS (Z) Pneumatic seat height (R) Seat depth	Upholstered Back. Ergonomic Features: C, E, M, N, U	6337-6	650	681	704	739	789	807	850	933	973	1050	1155	1285	
			6337-6MO	694	741	779	835	914	943	1012	1145	1209	1332	1500	1709	
			6337L-6	-	-	-	-	-	-	-	920	974	1041	1156	1286	
			6337L-6MO	-	-	-	-	-	-	-	1138	1224	1332	1515	1724	
OVERALL DIMENSIONS			SEAT DIMENSIONS			BACK DIMENSIONS										
W D H			W D H			W H										
25.5 24 48			20 17.5 23.5-33.5			18.5 21										
			RTA 2			Ups										
 MB Drafting Stool - Task COM Yardage: 1.25 Freight Class: 150 Product Weight (lbs.): 51 Cubic Feet Per Carton: 10.50	 ADJUSTMENTS (Z) Pneumatic seat height (R) Seat depth	Upholstered Back. Ergonomic Features: C, E, H, M, N, Q, U	6338-6	730	761	784	819	869	887	930	1013	1053	1130	1235	1365	
			6338-6MO	772	819	857	913	992	1021	1090	1223	1287	1410	1578	1786	
			6338L-6	-	-	-	-	-	-	-	989	1043	1110	1225	1055	
			6338L-6MO	-	-	-	-	-	-	-	1198	1284	1392	1575	1784	
OVERALL DIMENSIONS			SEAT DIMENSIONS			BACK DIMENSIONS										
W D H			W D H			W H										
25.5 24 48			20 17.5 23.5-33.5			18.5 21										
			RTA 2			Ups										
 Lumbar Pad Kit COM Yardage: N/A Freight Class: 250 Product Weight (lbs.): 0.5 Cubic Feet Per Carton: 0.5			6339	25	-	-	-	-	-	-	-	-	-	-		
	OVERALL DIMENSIONS			SEAT DIMENSIONS			BACK DIMENSIONS									
	W D H			W D H			W H									
	20 24 34.5			19 17.5 17.5			19 17									
			RTA 00													
 Armless Seat Unit COM Yardage: 1 Freight Class: 250 Product Weight (lbs.): 20 Cubic Feet Per Carton: 7.25	Upholstered Seat and Mesh Back. Use with beam.			6340	564	590	610	641	684	704	744	806	854	908	1018	1136
		OVERALL DIMENSIONS			SEAT DIMENSIONS			BACK DIMENSIONS								
		W D H			W D H			W H								
		21 23.5 20.5			17.5 18 -			19 17								
			RTA 00													
 Armless Seat Unit COM Yardage: 1 Freight Class: 250 Product Weight (lbs.): 20 Cubic Feet Per Carton: 7.25	Upholstered Seat and Back. Use with beam.			6341	657	689	715	753	807	832	881	960	1020	1087	1224	1371
		OVERALL DIMENSIONS			SEAT DIMENSIONS			BACK DIMENSIONS								
		W D H			W D H			W H								
		21 23.5 20.5			17.5 18 -			19 17								
			RTA 00													


DESCRIPTION	FEATURES	MODEL#	STANDARD FABRIC GRADES													
			1	2	3	4	5	6	7	8	9	10	11	12		
 <p>Seat Unit w/Arms COM Yardage: 1 Freight Class: 250 Product Weight (lbs.): 21 Cubic Feet Per Carton: 9.75</p>	Upholstered Seat and Mesh Back. Use with beam.	6342	522	548	568	599	642	662	702	764	812	866	976	1094		
			OVERALL DIMENSIONS			SEAT DIMENSIONS			BACK DIMENSIONS							
			W	D	H	W	D	H	W	H						
			25.5	23.5	20.5	17.5	18	-	19	17						
			RTA 00													

DESCRIPTION	FEATURES	MODEL#	STANDARD FABRIC GRADES													
			1	2	3	4	5	6	7	8	9	10	11	12		
 <p>Seat Unit w/Arms COM Yardage: 1 Freight Class: 250 Product Weight (lbs.): 21 Cubic Feet Per Carton: 9.75</p>	Upholstered Seat and Back. Use with beam.	6343	603	635	661	699	753	778	827	905	966	1033	1170	1317		
			OVERALL DIMENSIONS			SEAT DIMENSIONS			BACK DIMENSIONS							
			W	D	H	W	D	H	W	H						
			25.5	23.5	20.5	17.5	18	-	19	17						
			RTA 00													

DESCRIPTION	FEATURES	MODEL#	STANDARD FABRIC GRADES												
			1	2	3	4	5	6	7	8	9	10	11	12	
 <p>Bar Height Stool w/Arms COM Yardage: 1.25 Freight Class: 300 Product Weight (lbs.): 35 Cubic Feet Per Carton: 20</p>	Upholstered Back Does not stack. Ergonomic Features: M, N	6360	637	669	695	733	787	812	861	939	1000	1067	1204	1351	
			6360MO	675	726	767	828	914	955	1034	1159	1255	1362	1583	1818
			6360L	-	-	-	-	-	-	-	939	1000	1067	1204	1351
			6360LMO	-	-	-	-	-	-	-	1159	1255	1362	1583	1818
OVERALL DIMENSIONS			SEAT DIMENSIONS			BACK DIMENSIONS									
W	D	H	W	D	H	W	H								
25.5	25	44.5	19	17.5	28.5	18	16								
			RTA 00												

DESCRIPTION	FEATURES	MODEL#	STANDARD FABRIC GRADES												
			1	2	3	4	5	6	7	8	9	10	11	12	
 <p>Armless Bar Height Stool COM Yardage: 1.25 Freight Class: 250 Product Weight (lbs.): 33 Cubic Feet Per Carton: 15.75</p>	Upholstered Back Does not stack. Ergonomic Features: M, N	6361	609	641	667	705	760	785	834	912	973	1040	1177	1324	
			6361MO	647	698	739	800	886	927	1006	1131	1227	1334	1555	1790
			6361L	-	-	-	-	-	-	-	912	973	1040	1177	1324
			6361LMO	-	-	-	-	-	-	-	1131	1227	1334	1555	1790
OVERALL DIMENSIONS			SEAT DIMENSIONS			BACK DIMENSIONS									
W	D	H	W	D	H	W	H								
21	25	44.5	19	17.5	28.5	18	16								
			RTA 00												

DESCRIPTION	FEATURES	MODEL#	STANDARD FABRIC GRADES												
			1	2	3	4	5	6	7	8	9	10	11	12	
 <p>Bar Counter Height Stool w/Arms COM Yardage: 1.25 Freight Class: 300 Product Weight (lbs.): 33 Cubic Feet Per Carton: 18.5</p>	Upholstered Back Does not stack. Ergonomic Features: M, N	6362	637	669	695	733	787	812	861	939	1000	1067	1204	1351	
			6362MO	675	726	767	828	914	955	1034	1159	1255	1362	1583	1818
			6362L	-	-	-	-	-	-	-	939	1000	1067	1204	1351
			6362LMO	-	-	-	-	-	-	-	1159	1255	1362	1583	1818
OVERALL DIMENSIONS			SEAT DIMENSIONS			BACK DIMENSIONS									
W	D	H	W	D	H	W	H								
25.5	24.5	40.5	19	17.5	24.5	18	16								
			RTA 00												

DESCRIPTION	FEATURES	MODEL#	STANDARD FABRIC GRADES															
			1	2	3	4	5	6	7	8	9	10	11	12				
 <p>Armless Counter Height Stool COM Yardage: 1.25 Freight Class: 250 Product Weight (lbs.): 31 Cubic Feet Per Carton: 14.50</p>	Upholstered Back Does not stack. Ergonomic Features: M, N																	
		6363	609	641	667	705	760	785	834	912	973	1040	1177	1324				
		6363MO	647	698	739	800	886	927	1006	1131	1227	1334	1555	1790				
		6363L	-	-	-	-	-	-	-	912	973	1040	1177	1324				
		6363LMO	-	-	-	-	-	-	-	1131	1227	1334	1555	1790				
OVERALL DIMENSIONS			SEAT DIMENSIONS			BACK DIMENSIONS												
W D H			W D H			W H												
21 25 40.5			19 17.5 24.5			18 16												

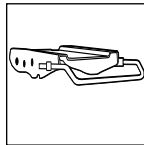
RTA 00

WEEV



model 2220-3

model 2221-4



Multi-Depth Mechanism
Seat depth is standard on Multi-tilter and Synchro-Tilter models. (see notes for more details)



Vari-Width (WA)
Width Adjustable Arm Extensions is standard when order with adjustable height arms.

STANDARD FEATURES

- A beautiful, breathable mesh, functional task seating series, at affordable pricing.
- Weev series includes six mechanisms, a Synchro-Tilter with Back Angle, Weight Sensing Synchro-Tilter, Multi-Tilter, Tilter, and Task.
- The Black mesh for the back of the chair is woven to breathe and give as the user leans into it removing pressure points along the spine.
- The lumbar support built into the design of the back is flexible and reshapes itself to match and support the user's body profile.
- Side activated sliding seat depth adjustment (MD), is standard on Multi-Tilters and Synchro-Tilters providing 2" of seat depth adjustment.
- Height and width (WA) adjustable GL arms. Armcaps are soft to the touch Self-Skinned Urethane. Armcaps are depth adjustable (slide forward and backward) to suit user preference.
- Vari-Width (WA) Width Adjustable Arm Extensions are standard, allowing the arms to move away from the seat by 2" on each side to allow space for broader hip widths.

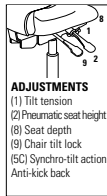
- Five legged, injection molded, fiberglass reinforced, nylon base B7B is standard.
- C1 dual wheel carpet casters are standard.

OPTIONAL FEATURES

- Please refer to the "Arm Selection" section of the price book for arm options.
- Optional Memory Foam available on Seats. Please specify MF and Add \$76.00.
- For optional polished Aluminum base (B7A) Please specify ALU base. Add \$110.00.
- For hard surface flooring casters, Please Specify C9R. Add \$47.00.
- Please refer to the "Casters Selection" section of the price book for caster options. Optional casters may be priced higher than the standard casters for your chair and the difference will be charged. Lower priced optional casters will not be credited.
- For fully assembled in box, please specify SU. Add \$50.00.



HB Synchro - Tilter w/Back Angle Adjustment
COM Yardage: 1
Freight Class: 125
Product Weight (lbs.): 70
Cubic Feet Per Carton: 10.50



ADJUSTMENTS
(1) Tilt tension
(2) Pneumatic seat height
(8) Seat depth
(9) Chair tilt lock
(5C) Synchro-tilt action
Anti-kick back

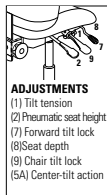
Ergonomic Features:
A, B, C, E, H, L, M, N, Q

	1	2	3	4	5	6	7	8	9	10	11	12
2220-0	622	647	666	694	734	748	783	849	881	943	1027	1131
2220L-0 Leather	-	-	-	-	-	-	-	839	881	936	1027	1131
OVERALL DIMENSIONS			SEAT DIMENSIONS			BACK DIMENSIONS						
W D H			W D H			W H						
25 24 42			19 18-20.5 16-20			19 27						

RTA 2



HB Multi - Tilter
COM Yardage: 1
Freight Class: 125
Product Weight (lbs.): 70
Cubic Feet Per Carton: 10.50




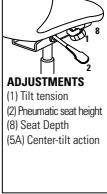
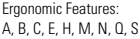

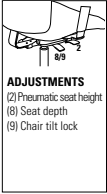
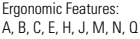

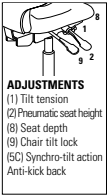
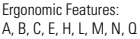

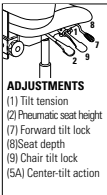


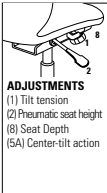
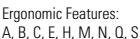
ADJUSTMENTS
(1) Tilt tension
(2) Pneumatic seat height
(7) Forward tilt lock
(8) Seat depth
(9) Chair tilt lock
(5A) Center-tilt action


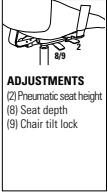


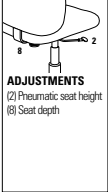


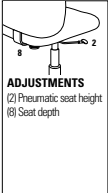


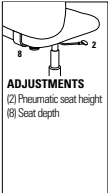


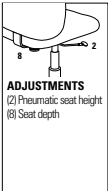

Ergonomic Features:
A, B, C, E, F, G, H, M, N, Q, S

	1	2	3	4	5	6	7	8	9	10	11	12
2220-3	622	647	666	694	734	748	783	849	881	943	1027	1131
2220L-3 Leather	-	-	-	-	-	-	-	839	881	936	1027	1131
OVERALL DIMENSIONS			SEAT DIMENSIONS			BACK DIMENSIONS						
W D H			W D H			W H						
25 24 42			19 18-20.5 16-20			19 27						

RTA 2



DESCRIPTION	FEATURES	MODEL#	STANDARD FABRIC GRADES												
			1	2	3	4	5	6	7	8	9	10	11	12	
 <p>HB Tilter COM Yardage: 1 Freight Class: 150 Product Weight (lbs.): 59 Cubic Feet Per Carton: 10.50</p>	 <p>ADJUSTMENTS (1) Tilt tension (2) Pneumatic seat height (8) Seat Depth (5A) Center-tilt action</p>	2220-4	533	557	576	605	644	658	693	759	792	853	937	1041	
		2220L-4	-	-	-	-	-	-	-	-	749	792	846	938	1041
		OVERALL DIMENSIONS			SEAT DIMENSIONS			BACK DIMENSIONS							
		W D H			W D H			W H							
		25 24 42.5			19 18-20.5 16-20			19 27							
		RTA 2													
 <p>HB Weight Sensing Synchro - Tilter COM Yardage: 1 Freight Class: 125 Product Weight (lbs.): 70 Cubic Feet Per Carton: 10.50</p>	 <p>ADJUSTMENTS (2) Pneumatic seat height (8) Seat depth (9) Chair tilt lock</p>	2220-8	622	647	666	694	734	748	783	849	881	943	1027	1131	
		2220L-8	-	-	-	-	-	-	-	-	839	881	936	1027	1131
		OVERALL DIMENSIONS			SEAT DIMENSIONS			BACK DIMENSIONS							
		W D H			W D H			W H							
		25 24 42			19 18-20.5 16-20			19 27							
		RTA 2													
 <p>MB Synchro - Tilter w/Back Angle Adjustment COM Yardage: 1 Freight Class: 125 Product Weight (lbs.): 68 Cubic Feet Per Carton: 10.50</p>	 <p>ADJUSTMENTS (1) Tilt tension (2) Pneumatic seat height (8) Seat depth (9) Chair tilt lock (5C) Synchro-tilt action Anti-kick back</p>	2221-0	601	625	644	672	712	726	761	827	859	921	1005	1109	
		2221L-0	-	-	-	-	-	-	-	-	818	861	915	1007	1111
		OVERALL DIMENSIONS			SEAT DIMENSIONS			BACK DIMENSIONS							
		W D H			W D H			W H							
		25 24 39			19 18-20.5 16-20			19 24							
		RTA 2													
 <p>MB Multi - Tilter COM Yardage: 1 Freight Class: 125 Product Weight (lbs.): 68 Cubic Feet Per Carton: 10.50</p>	 <p>ADJUSTMENTS (1) Tilt tension (2) Pneumatic seat height (7) Forward tilt lock (8) Seat depth (9) Chair tilt lock (5A) Center-tilt action</p>	2221-3	601	625	644	672	712	726	761	827	859	921	1005	1109	
		2221L-3	-	-	-	-	-	-	-	-	818	861	915	1007	1111
		OVERALL DIMENSIONS			SEAT DIMENSIONS			BACK DIMENSIONS							
		W D H			W D H			W H							
		25 24 39			19 18-20.5 16-20			19 24							
		RTA 2													
 <p>MB Tilter COM Yardage: 1 Freight Class: 150 Product Weight (lbs.): 57 Cubic Feet Per Carton: 10.50</p>	 <p>ADJUSTMENTS (1) Tilt tension (2) Pneumatic seat height (8) Seat Depth (5A) Center-tilt action</p>	2221-4	513	537	555	584	623	637	672	738	771	832	916	1020	
		2221L-4	-	-	-	-	-	-	-	-	728	771	825	917	1020
		OVERALL DIMENSIONS			SEAT DIMENSIONS			BACK DIMENSIONS							
		W D H			W D H			W H							
		25 24 39.5			19 18-20.5 16-20			19 24							
		RTA 2													

DESCRIPTION	FEATURES	MODEL#	STANDARD FABRIC GRADES													
			1	2	3	4	5	6	7	8	9	10	11	12		
 <p>MB Weight Sensing Synchro - Tilter COM Yardage: 1 Freight Class: 125 Product Weight (lbs.): 68 Cubic Feet Per Carton: 10.50</p>	 <p>ADJUSTMENTS (2) Pneumatic seat height (8) Seat depth (9) Chair tilt lock</p>	2221-8	601	625	644	672	712	726	761	827	859	921	1005	1109		
		2221L-8 Leather	-	-	-	-	-	-	-	-	818	861	915	1007	1111	
		OVERALL DIMENSIONS	SEAT DIMENSIONS			BACK DIMENSIONS										
		W D H	W D H	W H												
		25 24 39	19 18-20.5 16-20	19 24												
	Ergonomic Features: A, B, C, E, H, J, M, N, Q	RTA 2														
 <p>MB Task COM Yardage: 1 Freight Class: 150 Product Weight (lbs.): 48 Cubic Feet Per Carton: 10.50</p>	 <p>ADJUSTMENTS (2) Pneumatic seat height (8) Seat depth</p>	2221-6	513	537	555	584	623	637	672	738	771	832	916	1020		
		2221L-6 Leather	-	-	-	-	-	-	-	-	728	771	825	917	1020	
		OVERALL DIMENSIONS	SEAT DIMENSIONS			BACK DIMENSIONS										
		W D H	W D H	W H												
		25 24 41	19 17.5-18.5 16.5-20.5	19 24												
	Ergonomic Features: C, E, H, M, N, Q	RTA 2														
 <p>MB Task Armless COM Yardage: 1 Freight Class: 150 Product Weight (lbs.): 42 Cubic Feet Per Carton: 10.50</p>	 <p>ADJUSTMENTS (2) Pneumatic seat height (8) Seat depth</p>	2222-6	429	454	473	501	541	554	590	656	688	750	833	938		
		2222L-6 Leather	-	-	-	-	-	-	-	-	645	688	742	834	938	
		OVERALL DIMENSIONS	SEAT DIMENSIONS			BACK DIMENSIONS										
		W D H	W D H	W H												
		25 24 41	19 17.5-18.5 16.5-20.5	19 24												
	Ergonomic Features: C, E, M, N	RTA 2														
 <p>MB Drafting Stool Task COM Yardage: 1 Freight Class: 150 Product Weight (lbs.): 51 Cubic Feet Per Carton: 10.50</p>	 <p>ADJUSTMENTS (2) Pneumatic seat height (8) Seat depth</p>	2223-6	802	826	845	873	913	926	962	1028	1060	1122	1205	1310		
		2223L-6 Leather	-	-	-	-	-	-	-	-	1013	1056	1110	1202	1307	
		OVERALL DIMENSIONS	SEAT DIMENSIONS			BACK DIMENSIONS										
		W D H	W D H	W H												
		20.5 24.5 48.	19 17.5-18.5 24-34	19 24												
	Ergonomic Features: C, E, H, M, N, Q	RTA 2														
 <p>MB Drafting Stool Task Armless COM Yardage: 1 Freight Class: 150 Product Weight (lbs.): 45 Cubic Feet Per Carton: 10.50</p>	 <p>ADJUSTMENTS (2) Pneumatic seat height (8) Seat depth</p>	2224-6	716	740	759	787	827	841	876	942	974	1036	1120	1224		
		2224L-6 Leather	-	-	-	-	-	-	-	-	928	971	1026	1118	1221	
		OVERALL DIMENSIONS	SEAT DIMENSIONS			BACK DIMENSIONS										
		W D H	W D H	W H												
		19 24 50.5	19 17.5-18.5 24-34	19 24												
	Ergonomic Features: C, E, M, N	RTA 2														


YORKDALE®



model 2220-3



model 2221-4



Vari-Width (WA)
Width Adjustable Arm Extensions is standard when order with adjustable height arms.

STANDARD FEATURES

- Advanced ergonomic design for increased comfort and productivity.
- Sliding seat depth adjustment (MD) is standard on models TS2330 and TS2331 only.
- Standard with adjustable height T-arms with curved urethane armcaps (3N) in Black Only.
- All models are standard with a five-legged, injection molded base.
- Base and frame are available in Black (BK) Only.
- All models are shipped partially KD.
- C65 casters are standard except for Heavy Duty Models.
- For Heavy Duty 24HR models see page 297.
- When series is upholstered in Vinyl, the outside back panel will be attached with decorative screws.
- Not Available in Leather.

OPTIONAL FEATURES

- For optional seat depth on models 2330 and 2331 specify (MD). Add \$85.00.
- Please refer to the "Arms Selection" section of the price book for arm options.
- For optional polished Aluminum base (B7A) Please specify ALU base. Add \$110.00.
- For hard surface flooring, specify C9R. Add \$47.00.
- Please refer to the "Casters Selection" section of the price book for caster options. Optional casters may be priced higher than the standard casters for your chair and the difference will be charged. Lower priced optional casters will not be credited.
- For fully assembled in box, please specify SU. Add \$50.00.

DESCRIPTION

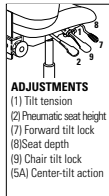
FEATURES

MODEL#

STANDARD FABRIC GRADES



HB Multi - Tilter
COM Yardage: 1.75
Freight Class: 150
Product Weight (lbs.): 49
Cubic Feet Per Carton: 9.75



ADJUSTMENTS
(1) Tilt tension
(2) Pneumatic seat height
(7) Forward tilt lock
(8) Seat depth
(9) Chair tilt lock
(5A) Center-tilt action

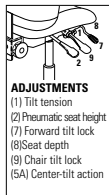
Ergonomic Features:
A, B, C, D, F, G, H, M, N, Q, S

	1	2	3	4	5	6	7	8	9	10	11	12
2330	696	737	774	823	894	919	984	1103	1159	1273	1422	1611

OVERALL DIMENSIONS			SEAT DIMENSIONS			BACK DIMENSIONS	
W	D	H	W	D	H	W	H
24	25	42	18	16	17.5-21.5	19	21.5-24



LB Multi - Tilter
COM Yardage: 1.50
Freight Class: 150
Product Weight (lbs.): 46
Cubic Feet Per Carton: 9.75



ADJUSTMENTS
(1) Tilt tension
(2) Pneumatic seat height
(7) Forward tilt lock
(8) Seat depth
(9) Chair tilt lock
(5A) Center-tilt action

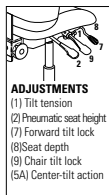
Ergonomic Features:
A, B, C, D, F, G, H, M, N, Q, S

	1	2	3	4	5	6	7	8	9	10	11	12
2331	653	690	719	761	823	845	898	1002	1051	1146	1276	1437

OVERALL DIMENSIONS			SEAT DIMENSIONS			BACK DIMENSIONS	
W	D	H	W	D	H	W	H
24	25	36	18	16	17.5-21.5	19	16.5-19



HB Multi - Tilter w/ Forward Seat Tilt
COM Yardage: 1.75
Freight Class: 150
Product Weight (lbs.): 46
Cubic Feet Per Carton: 9.75




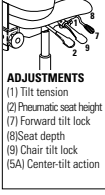


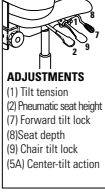





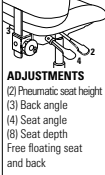


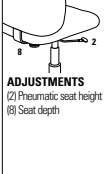

ADJUSTMENTS
(1) Tilt tension
(2) Pneumatic seat height
(7) Forward tilt lock
(8) Seat depth
(9) Chair tilt lock
(5A) Center-tilt action

Ergonomic Features:
A, B, C, D, F, G, H, M, N, Q, S

	1	2	3	4	5	6	7	8	9	10	11	12
2340-3	708	751	784	834	908	933	996	1116	1172	1284	1435	1623

OVERALL DIMENSIONS			SEAT DIMENSIONS			BACK DIMENSIONS	
W	D	H	W	D	H	W	H
24	25	42.5	20.5	17	16.5-21.5	19	21.5-24



DESCRIPTION	FEATURES	MODEL#	STANDARD FABRIC GRADES																											
			1	2	3	4	5	6	7	8	9	10	11	12																
 <p>HB Function Tilter COM Yardage: 1.75 Freight Class: 150 Product Weight (lbs.): 46 Cubic Feet Per Carton: 9.75</p>	 <p>ADJUSTMENTS (1) Tilt tension (2) Pneumatic seat height (7) Forward tilt lock (8) Seat depth (9) Chair tilt lock (5A) Center-tilt action</p>	<p>Ergonomic Features: A, B, C, D, G, H, M, N, Q, S</p>	<table border="1"> <tr> <td>2340-4</td> <td>664</td> <td>706</td> <td>738</td> <td>789</td> <td>863</td> <td>888</td> <td>950</td> <td>1071</td> <td>1127</td> <td>1239</td> <td>1390</td> <td>1577</td> </tr> </table>												2340-4	664	706	738	789	863	888	950	1071	1127	1239	1390	1577			
			2340-4	664	706	738	789	863	888	950	1071	1127	1239	1390	1577															
			<p>OVERALL DIMENSIONS</p> <table border="1"> <tr> <th>W</th> <th>D</th> <th>H</th> </tr> <tr> <td>24</td> <td>25</td> <td>42.5</td> </tr> </table>			W	D	H	24	25	42.5	<p>SEAT DIMENSIONS</p> <table border="1"> <tr> <th>W</th> <th>D</th> <th>H</th> </tr> <tr> <td>20.5</td> <td>17.5</td> <td>16.5-21.5</td> </tr> </table>			W	D	H	20.5	17.5	16.5-21.5	<p>BACK DIMENSIONS</p> <table border="1"> <tr> <th>W</th> <th>H</th> </tr> <tr> <td>19</td> <td>21.5-24</td> </tr> </table>						W	H	19	21.5-24
			W	D	H																									
24	25	42.5																												
W	D	H																												
20.5	17.5	16.5-21.5																												
W	H																													
19	21.5-24																													
<p>RTA 2 </p>																														
<p>24 25 42.5 20.5 17.5 16.5-21.5 19 21.5-24</p>																														
 <p>LB Multi-Tilter w/ Forward Seat Tilt COM Yardage: 1.50 Freight Class: 150 Product Weight (lbs.): 44 Cubic Feet Per Carton: 9.75</p>	 <p>ADJUSTMENTS (1) Tilt tension (2) Pneumatic seat height (7) Forward tilt lock (8) Seat depth (9) Chair tilt lock (5A) Center-tilt action</p>	<p>Ergonomic Features: A, B, C, D, F, G, H, M, N, Q, S</p>	<table border="1"> <tr> <td>2341-3</td> <td>649</td> <td>685</td> <td>714</td> <td>758</td> <td>819</td> <td>842</td> <td>894</td> <td>998</td> <td>1047</td> <td>1142</td> <td>1271</td> <td>1434</td> </tr> </table>												2341-3	649	685	714	758	819	842	894	998	1047	1142	1271	1434			
			2341-3	649	685	714	758	819	842	894	998	1047	1142	1271	1434															
			<p>OVERALL DIMENSIONS</p> <table border="1"> <tr> <th>W</th> <th>D</th> <th>H</th> </tr> <tr> <td>24</td> <td>25</td> <td>36.5</td> </tr> </table>			W	D	H	24	25	36.5	<p>SEAT DIMENSIONS</p> <table border="1"> <tr> <th>W</th> <th>D</th> <th>H</th> </tr> <tr> <td>20.5</td> <td>17</td> <td>16.5-21.5</td> </tr> </table>			W	D	H	20.5	17	16.5-21.5	<p>BACK DIMENSIONS</p> <table border="1"> <tr> <th>W</th> <th>H</th> </tr> <tr> <td>19</td> <td>15.5-18</td> </tr> </table>						W	H	19	15.5-18
			W	D	H																									
24	25	36.5																												
W	D	H																												
20.5	17	16.5-21.5																												
W	H																													
19	15.5-18																													
<p>RTA 2 </p>																														
<p>24 25 36.5 20.5 17 16.5-21.5 19 15.5-18</p>																														
 <p>LB Function Tilter COM Yardage: 1.50 Freight Class: 150 Product Weight (lbs.): 44 Cubic Feet Per Carton: 9.75</p>	 <p>ADJUSTMENTS (1) Tilt tension (2) Pneumatic seat height (7) Forward tilt lock (8) Seat depth (9) Chair tilt lock (5A) Center-tilt action</p>	<p>Ergonomic Features: A, B, C, D, G, H, M, N, Q, S</p>	<table border="1"> <tr> <td>2341-4</td> <td>614</td> <td>652</td> <td>680</td> <td>724</td> <td>784</td> <td>806</td> <td>862</td> <td>963</td> <td>1013</td> <td>1107</td> <td>1237</td> <td>1399</td> </tr> </table>												2341-4	614	652	680	724	784	806	862	963	1013	1107	1237	1399			
			2341-4	614	652	680	724	784	806	862	963	1013	1107	1237	1399															
			<p>OVERALL DIMENSIONS</p> <table border="1"> <tr> <th>W</th> <th>D</th> <th>H</th> </tr> <tr> <td>24</td> <td>25</td> <td>36.5</td> </tr> </table>			W	D	H	24	25	36.5	<p>SEAT DIMENSIONS</p> <table border="1"> <tr> <th>W</th> <th>D</th> <th>H</th> </tr> <tr> <td>20.5</td> <td>17.5</td> <td>16.5-21.5</td> </tr> </table>			W	D	H	20.5	17.5	16.5-21.5	<p>BACK DIMENSIONS</p> <table border="1"> <tr> <th>W</th> <th>H</th> </tr> <tr> <td>19</td> <td>15.5-18</td> </tr> </table>						W	H	19	15.5-18
			W	D	H																									
24	25	36.5																												
W	D	H																												
20.5	17.5	16.5-21.5																												
W	H																													
19	15.5-18																													
<p>RTA 2 </p>																														
<p>24 25 36.5 20.5 17.5 16.5-21.5 19 15.5-18</p>																														
 <p>LB Operator w/3N arms COM Yardage: 1.50 Freight Class: 150 Product Weight (lbs.): 36 Cubic Feet Per Carton: 7</p>	 <p>ADJUSTMENTS (2) Pneumatic seat height (3) Back angle (4) Seat angle (8) Seat depth Free floating seat and back</p>	<p>Ergonomic Features: C, E, H, M, N, Q</p>	<table border="1"> <tr> <td>2341-6</td> <td>587</td> <td>623</td> <td>653</td> <td>696</td> <td>757</td> <td>779</td> <td>833</td> <td>936</td> <td>985</td> <td>1080</td> <td>1210</td> <td>1372</td> </tr> </table>												2341-6	587	623	653	696	757	779	833	936	985	1080	1210	1372			
			2341-6	587	623	653	696	757	779	833	936	985	1080	1210	1372															
			<p>OVERALL DIMENSIONS</p> <table border="1"> <tr> <th>W</th> <th>D</th> <th>H</th> </tr> <tr> <td>24</td> <td>23.5</td> <td>38</td> </tr> </table>			W	D	H	24	23.5	38	<p>SEAT DIMENSIONS</p> <table border="1"> <tr> <th>W</th> <th>D</th> <th>H</th> </tr> <tr> <td>20.5</td> <td>16-17.5</td> <td>17-22</td> </tr> </table>			W	D	H	20.5	16-17.5	17-22	<p>BACK DIMENSIONS</p> <table border="1"> <tr> <th>W</th> <th>H</th> </tr> <tr> <td>19</td> <td>19</td> </tr> </table>						W	H	19	19
			W	D	H																									
24	23.5	38																												
W	D	H																												
20.5	16-17.5	17-22																												
W	H																													
19	19																													
<p>RTA 2 </p>																														
<p>24 23.5 38 20.5 16-17.5 17-22 19 19</p>																														
 <p>LB Task Armless COM Yardage: 1.50 Freight Class: 150 Product Weight (lbs.): 30 Cubic Feet Per Carton: 5.50</p>	 <p>ADJUSTMENTS (2) Pneumatic seat height (8) Seat depth</p>	<p>Ergonomic Features: C, E, M, N</p>	<table border="1"> <tr> <td>2343-6</td> <td>454</td> <td>492</td> <td>520</td> <td>564</td> <td>623</td> <td>646</td> <td>701</td> <td>803</td> <td>851</td> <td>946</td> <td>1075</td> <td>1238</td> </tr> </table>												2343-6	454	492	520	564	623	646	701	803	851	946	1075	1238			
			2343-6	454	492	520	564	623	646	701	803	851	946	1075	1238															
			<p>OVERALL DIMENSIONS</p> <table border="1"> <tr> <th>W</th> <th>D</th> <th>H</th> </tr> <tr> <td>21</td> <td>23.5</td> <td>38</td> </tr> </table>			W	D	H	21	23.5	38	<p>SEAT DIMENSIONS</p> <table border="1"> <tr> <th>W</th> <th>D</th> <th>H</th> </tr> <tr> <td>20.5</td> <td>16-17.5</td> <td>17-22</td> </tr> </table>			W	D	H	20.5	16-17.5	17-22	<p>BACK DIMENSIONS</p> <table border="1"> <tr> <th>W</th> <th>H</th> </tr> <tr> <td>19</td> <td>19</td> </tr> </table>						W	H	19	19
			W	D	H																									
21	23.5	38																												
W	D	H																												
20.5	16-17.5	17-22																												
W	H																													
19	19																													
<p>RTA 2 </p>																														
<p>21 23.5 38 20.5 16-17.5 17-22 19 19</p>																														

multi-purpose

	Bakhita 152-153		Galaxy Plus 189		Roma Nester 207-208
	Beach 154		Islands 190		Savoir 209
	Beam Seating 155-164		Key 191		Sidero 210-213
	Caprice 165-166		Layne 192-193		Sonic 214-227
	Comet 167-169		Lite 193-197		Twilight 228-230
	Diplomat 170		Marche 197-199		Vaughan 231
	Duet 171-185		Mayne 199		Vion 232-236
	File Buddy 186		Popcorn 200-203		Zoma 237
	Finch 187		Rest 204-206		Zooney 238
	Flexon 188-189				

BAKHITA



model 6750



model 6751

STANDARD FEATURES

- A comfortable, high-quality, light weight, stacking chair that is incredibly strong and durable.
- Bakhita is an all polymer chair intended for use indoors or outdoors. Weather resistant, UV resistant, Stain resistant and rust resistant.
- Chairs are simultaneously molded with two different materials. Inside is a structural glass nylon frame for strength. Outside is a durable polypropylene light fast compound.
- Upholstered seats are fixed and non-removable.
- Furniture legs are equipped with translucent non marking glides as standard. Suitable for both carpet and hard surface flooring.
- Measurement and pricing shown is for one unit. Measurement for volume is per carton.
- Bakhita ships 4 per carton or 3 per carton, models vary.

OPTIONAL FEATURES

- Chairs are available in 4 plastic colors: Alloy (ALY), Char (CHA), Sandbar (SAN), and Milk (MLK).
- This product can be upholstered in any standard fabric or vinyl material. For outdoor use we recommend the use of vinyls and/or alliance partner textiles featuring Sunbrella Contract with solution dyed yarns for UV resistance.

DESCRIPTION

FEATURES

MODEL#

STANDARD FABRIC GRADES



Armchair Poly Seat & Back

COM Yardage: N/A
 Freight Class: 150
 Product Weight (lbs.): 14.25
 Cubic Feet Per Carton: 13.50 (4 per carton)

Stacks 8 high on floor.
 Stacks 10 high on dolly

1 2 3 4 5 6 7 8 9 10 11 12

6750 295

OVERALL DIMENSIONS			SEAT DIMENSIONS			BACK DIMENSIONS	
W	D	H	W	D	H	W	H

22.5 21 31.5 16 16 17.25 17 14.5

RTA 00



Side Chair Poly Seat & Back

COM Yardage: N/A
 Freight Class: 150
 Product Weight (lbs.): 13
 Cubic Feet Per Carton: 11.50 (4 per carton)

Stacks 8 high on floor.
 Stacks 12 high on dolly

1 2 3 4 5 6 7 8 9 10 11 12

6751 265

OVERALL DIMENSIONS			SEAT DIMENSIONS			BACK DIMENSIONS	
W	D	H	W	D	H	W	H

18 21 31.5 16 16 17.25 17 14.5

RTA 00



Armchair Upholstered Seat & Poly Back

COM Yardage: 0.75
 Freight Class: 70
 Product Weight (lbs.): 15.50
 Cubic Feet Per Carton: 13.5 (3 per carton)

Stacks 8 high on floor.
 Stacks 10 high on dolly



1 2 3 4 5 6 7 8 9 10 11 12

6752 355 355 390 413 445 460 490 537 573 613 696 784

OVERALL DIMENSIONS			SEAT DIMENSIONS			BACK DIMENSIONS	
W	D	H	W	D	H	W	H

22.5 21 31.5 16 16 18 17 14.5

RTA 00

DESCRIPTION	FEATURES	MODEL#	STANDARD FABRIC GRADES											
			1	2	3	4	5	6	7	8	9	10	11	12
 <p>Side Chair Upholstered Seat & Poly Back COM Yardage: .75 Freight Class: 250 Product Weight (lbs.): 14.50 Cubic Feet Per Carton: 11.50 (3 per carton)</p>	Stacks 8 high on floor. Stacks 12 high on dolly	6753	325	345	360	383	415	430	460	507	543	583	666	754
			OVERALL DIMENSIONS W D H			SEAT DIMENSIONS W D H			BACK DIMENSIONS W H					
			18	21	31.5	16	16	18	17	14.5				
			RTA 00											
 <p>Chair Dolly COM Yardage: N/A Freight Class: 150 Product Weight (lbs.): 16 Cubic Feet Per Carton: 1</p>		6756	278											
			OVERALL DIMENSIONS W D H			SEAT DIMENSIONS W D H			BACK DIMENSIONS W H					
			20.5	23.25	9.75									
			RTA 00											

BEACH™



model 4077



model 4078

STANDARD FEATURES

- Elegant wood seating with a choice of an upholstered or vertical wood slat back.
- Frame construction is beech hardwood.
- Furniture legs are equipped with white non marking polypropylene glides as standard. Suitable for both carpet and hard surface flooring.
- All cushions are fixed and non-removable.
- Cushions are highly resilient foam and seats are equipped with a synthetic rubberized webbing suspension system for extra comfort.

- For coordinating occasional tables see Dawson wood tables.

OPTIONAL FEATURES

- Frame available in Absolute (AAM), Black (BKM), Cherry (ACM), Espresso Cafe (ECM), English Oak (EOM), Fruitwood (TFM), Gray (HGM), Honey (AHM), Mahogany (TMM), Maple (AVM), Medium Walnut (MWM), Night (ASM), Shaker Cherry (SKM), Walnut (TWM), W/C Cream (WTM), White (WHM) and Winter Cherry (WCM). Please Specify.
- Offered in Fabric, Vinyl, Leather and Leather/Mock Leather.

DESCRIPTION

FEATURES

MODEL#

STANDARD FABRIC GRADES



Armchair w/Upholstered back.

COM Yardage: 1.50
 Freight Class: 300
 Product Weight (lbs.): 20
 Cubic Feet Per Carton: 11.75

Does not stack.

	1	2	3	4	5	6	7	8	9	10	11	12
--	---	---	---	---	---	---	---	---	---	----	----	----

4077	580	616	644	686	745	767	819	918	966	1059	1184	1341
-------------	-----	-----	-----	-----	-----	-----	-----	-----	-----	------	------	------

4077LM	-	-	-	-	723	751	803	897	950	1037	1168	1325
---------------	---	---	---	---	-----	-----	-----	-----	-----	------	------	------

Leather/Mock Leather

OVERALL DIMENSIONS

W D H

SEAT DIMENSIONS

W D H

BACK DIMENSIONS

W H

22	23	33.5	19.5	18.5	18.75	19.5	15.5
----	----	------	------	------	-------	------	------

RTA 00



Armchair w/Vertical Wood Slat back.

COM Yardage: 1.00
 Freight Class: 300
 Product Weight (lbs.): 20
 Cubic Feet Per Carton: 11.75

Does not stack.

	1	2	3	4	5	6	7	8	9	10	11	12
--	---	---	---	---	---	---	---	---	---	----	----	----

4078	605	633	654	685	730	746	785	860	896	965	1059	1177
-------------	-----	-----	-----	-----	-----	-----	-----	-----	-----	-----	------	------

4078L	-	-	-	-	-	-	-	762	805	859	951	1055
--------------	---	---	---	---	---	---	---	-----	-----	-----	-----	------

Leather

OVERALL DIMENSIONS

W D H

SEAT DIMENSIONS

W D H

BACK DIMENSIONS

W H

22	23	33.5	19.5	18.5	18.75	19.5	15.5
----	----	------	------	------	-------	------	------

RTA 00

BEAM SEATING



*see sample layout SON507 for models included above.

STANDARD FEATURES

- The universal beam units and tables listed are shown here, along with beam seating upper components from several seating lines.
- Beams are standard in Black. The “T” shaped legs are available in Chrome only with Black anti scuff tips and trim.
- Corner beam creates 90° turn in beam seating. Only table units can be attached.
- Beams and legs are shipped fully assembled.
- Upper seating units include mounting brackets and all necessary hardware for attachment to beam.
- Upper seating units and/or tables can be placed in any order along the beam.
- Power monument has two AC outlets, dual 2.1 amp USB ports.
- **Specifications and pricing are for 1 chair.**

OPTIONAL FEATURES

- Seat units can be upholstered in any standard Global fabric or vinyl. Sidero Exceptions: Jenny, Match, Quilt, Station, Couture. Vion Exceptions: Jenny and Pebbles.
- Optional universal aluminum arm with soft pad available for mounting on beam in multiple positions, model 6500A8. \$101.00 list.
- Sonic seating units are available in mesh back, Black only.
- Vion seating units available in 10 mesh colors: Black (MS69), Stone (MS71), Blue (MS72), Rope (MS73), Natural (MS74), Aqua (MS75), Black

Cherry (MS76), Dust (MS77), Ivory (MS78) and Paprika (MS79). Please specify. No upcharge.

- Vion mesh back models (all 10 colors) and approved upholstery materials are available to meet California TB133 and a \$150.00 list upcharge is required for each mesh back model.
- Vion is available with a Black (BLK) Back Frame as standard or an optional Fog (FOG) Back Frame, please add \$50.00 list.
- Duet, Popcorn and Sonic seating units are available in 10 designer colors. Choose from Asphalt Night (BLK), Caribbean Surf (CRS), Coffee Bean (CFB), Daffodil Day (DFD), Ivory Clouds (IVC), Latte Beige (LAB), Lip Smacker (LPS), Platinum (PLT), Sea Glass (SEG), and Tiger Orange (TIO).
- Only polypropylene seat and back models are certified to pass the CAL-133 Certification.
- Duet arms will match the specified polypropylene color.
- Sidero, Sonic and Vion arm models are standard in Black only.
- Duet, Popcorn and Sonic are standard in a Chrome (CH) frame finish. Sidero and Vion are standard in Black (BK) frame finish.
- Beam seating table tops are available in Absolute Acajou (ACJ), Asian Night (ASN), Avant Cherry (AWC), Avant Honey (AWH), Dark Espresso (DES), Hayden Grey (HGT), Shaker Cherry (SKC), Tiger Mahogany (TMA), Tiger Maple (TMP), Tiger Walnut (TWL), Winter Cherry (WCR), White Chocolate (WHC) and White (WHT). Please specify. No upcharge.

SAMPLE LAYOUTS

VON501 - Shown



Approximate dimensions: 74”W x 24”D

Kit Layout	Description	Total (Grd. 1)
VON501	Vion armless seat units with Beam components: 6340 (3 seats), 6500S3 (1 beam)	2245
DUT501	Duet armless seat units with Beam components: 6691 (3 seats), 6500S3 (1 beam)	1150
POP501	Popcorn armless seat units with Beam components: 6717 (3 seats), 6500S3 (1 beam)	1228
SID501	Sidero armless seat units with Beam components: 6931 (3 seats), 6500S3 (1 beam)	1837
SON501	Sonic armless seat units with Beam components: 6501 (3 seats), 6500S3 (1 beam)	1378

*See next pages for individual model description, dimensions and starting list price.

SON502 - Shown



Approximate dimensions: 100”W x 24”D

Kit Layout	Description	Total (Grd. 1)
SON502	Sonic arm seat units with Beam components: 6506 (4 seats), 6500S4 (1 beam)	2301
DUT502	Duet arm seat units with Beam components: 6690 (4 seats), 6500S4 (1 beam)	1857
POP502	Popcorn armless seat units with Universal arms and Beam components: 6717 (4 seats), 6500S4 (1 beam), and 6500A8 (5 arms)	2178
SID502	Sidero arm seat units with Beam components: 6930 (4 seats), 6500S4 (1 beam)	2645
VON502	Vion arm seat units with Beam components: 6342 (4 seats), 6500S4 (1 beam)	2861

*See next pages for individual model description, dimensions and starting list price.

SAMPLE LAYOUTS

DUT503 - Shown



Approximate dimensions: 100"W x 24"D

Kit Layout	Description	Total (Grd. 1)
DUT503	Duet armless seat units with Beam components: 6691 (3 seats), 6500S4 (1 beam), 6507 (1 table)	1586
POP503	Popcorn armless seat units with Beam components: 6717 (3 seats), 6500S4 (1 beam), 6507 (1 table)	1664
SID503	Sidero armless seat units with Beam components: 6931 (3 seats), 6500S4 (1 beam), 6507 (1 table)	2273
SON503	Sonic armless seat units with Beam components: 6501 (3 seats), 6500S4 (1 beam), 6507 (1 table)	1814
VON503	Vion armless seat units with Beam components: 6340 (3 seats), 6500S4 (1 beam), 6507 (1 table)	2681

*See next pages for individual model description, dimensions and starting list price.

POP504 - Shown



Approximate dimensions: 122"W x 24"D

Kit Layout	Description	Total (Grd. 1)
POP504	Popcorn seat units with Universal arms and Beam components: 6717 (4 seats), 6500A8 (6 arms), 6500S3 (1 beam), 6500A2 (1 beam), 6507 (1 table), 6591B (1 Module)	3026
DUT504	Duet arm seat units with Beam components: 6690 (4 seats), 6500S3 (1 beam), 6500A2 (1 beam), 6507 (1 table), 6591B (1 Module)	2604
SID504	Sidero arm seat units with Beam components: 6930 (4 seats), 6500S3 (1 beam), 6500A2 (1 beam), 6507 (1 table), 6591B (1 Module)	3392
SON504	Sonic arm seat units with Beam components: 6504 (4 seats), 6500S3 (1 beam), 6500A2 (1 beam), 6507 (1 table), 6591B (1 Module)	2808
VON504	Vion arm seat units with Beam components: 6342 (4 seats), 6500S3 (1 beam), 6500A2 (1 beam), 6507 (1 table), 6591B (1 Module)	3608

*See next pages for individual model description, dimensions and starting list price.

SID505 - Shown



Approximate dimensions: 147"W x 24"D

Kit Layout	Description	Total (Grd. 1)
SID505	Sidero armless seat units with Beam components: 6931 (4 seats), 6500S3 (1 beam), 6500A3 (1 beam), 6507 (2 table)	3156
DUT505	Duet armless seat units with Beam components: 6691 (4 seats), 6500S3 (1 beam), 6500A3 (1 beam), 6507 (2 table)	2240
POP505	Popcorn armless seat units with Beam components: 6717 (4 seats), 6500S3 (1 beam), 6500A3 (1 beam), 6507 (2 table)	2344
SON505	Sonic armless seat units with Beam components: 6501 (4 seats), 6500S3 (1 beam), 6500A3 (1 beam), 6507 (2 table)	2544
VON505	Vion armless seat units with Beam components: 6340 (4 seats), 6500S3 (1 beam), 6500A3 (1 beam), 6507 (2 table)	3700

*See next pages for individual model description, dimensions and starting list price.

VON506 - Shown



Approximate dimensions: 103"W x 103"D

Kit Layout	Description	Total (Grd. 1)
VON506	Vion arm seat units with Beam components: 6342 (6 seats), 6500S3 (2 beams), 6507-T2 (1 table), 6500A9 (1 Connector)	4720
DUT504	Duet arm seat units with Beam components: 6690 (6 seats), 6500S3 (2 beams), 6507-T2 (1 table), 6500A9 (1 Connector)	3214
POP505	Popcorn armless seat units with Universal arms and Beam components: 6717 (6 seats), 6500A8 (8 arms), 6500S3 (2 beams), 6507-T2 (1 table), 6500A9 (1 Connector)	3746
SID504	Sidero arm seat units with Beam components: 6930 (6 seats), 6500S3 (2 beams), 6507-T2 (1 table), 6500A9 (1 Connector)	4396
SON504	Sonic arm seat units with Beam components: 6504 (6 seats), 6500S3 (2 beams), 6507-T2 (1 table), 6500A9 (1 Connector)	3520

*See next pages for individual model description, dimensions and starting list price.

SAMPLE LAYOUTS

SON507 - Shown



Approximate dimensions: 103"W x 103"D

Kit Layout	Description	Total (Grd. 1)
SON507	Sonic arm seat units with Beam components: 6506 (6 seats), 6500S3 (2 beams), 6507-T2 (1 table), 6500A9 (1 connector)	3880
DUT507	Duet arm seat units with Beam components: 6690 (6 seats), 6500S3 (2 beams), 6507-T2 (1 table), 6500A9 (1 connector)	3214
POP507	Popcorn armless seat units with Universal arms and Beam components: 6717 (6 seats), 6500S3 (2 beams), 6507-T2 (1 table), 6500A9 (1 connector) and 6500A8 (8 arms)	3746
SID507	Sidero arm seat units with Beam components: 6930 (6 seats), 6500S3 (2 beams), 6507-T2 (1 table), 6500A9 (1 connector)	4396
VON507	Vion arm seat units with Beam components: 6342 (6 seats), 6500S3 (2 beams), 6507-T2 (1 table), 6500A9 (1 connector)	4720

*See next pages for individual model description, dimensions and starting list price.

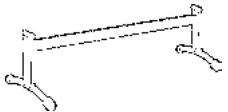
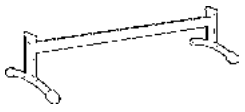
DUT508 - Shown



Approximate dimensions: 131"W x 78"D

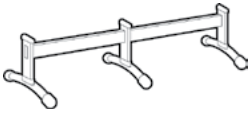




Kit Layout	Description	Total (Grd. 1)
DUT508	Duet armless seat units with Beam components: 6691 (7 seats), 6500S3 (1 Beam), 6500S2 (2 Beams), 6507-T2 (2 Tables), 6500A9 (2 Connector), 6591B (2 Modules)	4638
POP508	Popcorn armless seat units with Beam components: 6717 (7 seats), 6500S3 (1 Beam), 6500S2 (2 Beams), 6507-T2 (2 Tables), 6500A9 (2 Connector), 6591B (2 Modules)	4820
SID508	Sidero armless seat units with Beam components: 6931 (7 seats), 6500S3 (1 Beam), 6500S2 (2 Beams), 6507-T2 (2 Tables), 6500A9 (2 Connector), 6591B (2 Modules)	6241
SON508	Sonic armless seat units with Beam components: 6501 (7 seats), 6500S3 (1 Beam), 6500S2 (2 Beams), 6507-T2 (2 Tables), 6500A9 (2 Connector), 6591B (2 Modules)	5170
VON507	Vion armless seat units with Beam components: 6340 (7 seats), 6500S3 (1 Beam), 6500S2 (2 Beams), 6507-T2 (2 Tables), 6500A9 (2 Connector), 6591B (2 Modules)	7193

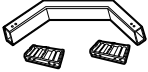









*See next pages for individual model description, dimensions and starting list price.

DESCRIPTION	FEATURES	MODEL#	STANDARD FABRIC GRADES											
			1	2	3	4	5	6	7	8	9	10	11	12
 <p>Beam - Accommodates 2 Seats COM Yardage: N/A Freight Class: 250 Product Weight (lbs.): 37 Cubic Feet Per Carton: 11 (1 per carton)</p>	Freestanding	6500S2	479	-	-	-	-	-	-	-	-	-	-	-
		OVERALL DIMENSIONS			SEAT DIMENSIONS			BACK DIMENSIONS						
		W	D	H	W	D	H	W	H					
		49.5	24	16	-	-	-	-	-					
 <p>Beam - Accommodates 3 Seats COM Yardage: N/A Freight Class: 250 Product Weight (lbs.): 43 Cubic Feet Per Carton: 16 (1 per carton)</p>	Freestanding	6500S3	553	-	-	-	-	-	-	-	-	-	-	
		OVERALL DIMENSIONS			SEAT DIMENSIONS			BACK DIMENSIONS						
		W	D	H	W	D	H	W	H					
		74	24	16	-	-	-	-	-					

B BEAM SEATING









MULTI-PURPOSE





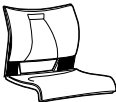



DESCRIPTION	FEATURES	MODEL#	STANDARD FABRIC GRADES													
			1	2	3	4	5	6	7	8	9	10	11	12		
 <p>Beam - Accommodates 4 Seats COM Yardage: N/A Freight Class: 250 Product Weight (lbs.): 58 Cubic Feet Per Carton: 22 (1 per carton)</p>	Freestanding	6500S4	773	-	-	-	-	-	-	-	-	-	-	-	-	
			OVERALL DIMENSIONS			SEAT DIMENSIONS			BACK DIMENSIONS							
			W	D	H	W	D	H	W	H						
			100	24	16	-	-	-	-	-						
			RTA 00													
 <p>Beam Extender - Accommodates 2 Seats COM Yardage: N/A Freight Class: 85 Product Weight (lbs.): 36 Cubic Feet Per Carton: 10.5 (1 per carton)</p>	Not Freestanding. Includes hardware.	6500A2	366	-	-	-	-	-	-	-	-	-	-	-		
			OVERALL DIMENSIONS			SEAT DIMENSIONS			BACK DIMENSIONS							
			W	D	H	W	D	H	W	H						
			47.5	24	16	-	-	-	-	-						
			RTA 00													
 <p>Beam Extender - Accommodates 3 Seats COM Yardage: N/A Freight Class: 85 Product Weight (lbs.): 43 Cubic Feet Per Carton: 16 (1 per carton)</p>	Not Freestanding Includes hardware.	6500A3	459	-	-	-	-	-	-	-	-	-	-	-		
			OVERALL DIMENSIONS			SEAT DIMENSIONS			BACK DIMENSIONS							
			W	D	H	W	D	H	W	H						
			72	24	16	-	-	-	-	-						
			RTA 00													
 <p>Beam Extender - Accommodates 4 Seats COM Yardage: N/A Freight Class: 85 Product Weight (lbs.): 58 Cubic Feet Per Carton: 21.75 (1 per carton)</p>	Not Freestanding. Includes hardware.	6500A4	690	-	-	-	-	-	-	-	-	-	-	-		
			OVERALL DIMENSIONS			SEAT DIMENSIONS			BACK DIMENSIONS							
			W	D	H	W	D	H	W	H						
			98	24	16	-	-	-	-	-						
			RTA 00													
 <p>Universal Aluminum Arm w/Pad COM Yardage: N/A Freight Class: 85 Product Weight (lbs.): 3.5 Cubic Feet Per Carton: 0.5 (1 per carton)</p>	Includes hardware.	6500A8	101	-	-	-	-	-	-	-	-	-	-	-		
			OVERALL DIMENSIONS			SEAT DIMENSIONS			BACK DIMENSIONS							
			W	D	H	W	D	H	W	H						
			2.5	10	14	-	-	-	-	-						
			RTA 00													

DESCRIPTION	FEATURES	MODEL#	STANDARD FABRIC GRADES												
 <p>Corner Connector Beam COM Yardage: N/A Freight Class: 85 Product Weight (lbs.): 9 Cubic Feet Per Carton: 0.07 (1 per carton)</p>	<p>Not Freestanding. Includes hardware.</p>	6500A9	1	2	3	4	5	6	7	8	9	10	11	12	
		200	-	-	-	-	-	-	-	-	-	-	-	-	-
		OVERALL DIMENSIONS			SEAT DIMENSIONS			BACK DIMENSIONS							
		W	D	H	W	D	H	W	H						
1.75	24	3.25	-	-	-	-	-								
		<div style="display: flex; justify-content: space-between; align-items: center;"> RTA 00  </div>													
 <p>Bolt Down Kit COM Yardage: N/A Freight Class: 85 Product Weight (lbs.): 8 Cubic Feet Per Carton: .60 (1 per carton)</p>	<p>Set of 4 brackets. Includes hardware.</p>	6500BD	1	2	3	4	5	6	7	8	9	10	11	12	
		93	-	-	-	-	-	-	-	-	-	-	-	-	-
		OVERALL DIMENSIONS			SEAT DIMENSIONS			BACK DIMENSIONS							
		W	D	H	W	D	H	W	H						
17.75	17.75	1	-	-	-	-	-								
		<div style="display: flex; justify-content: space-between; align-items: center;"> RTA 00  </div>													
 <p>Power Module COM Yardage: N/A Freight Class: 85 Product Weight (lbs.): 3.2 Cubic Feet Per Carton: 0.5 (1 per carton)</p>	<p>Under mount, 10 ft. cord. Black only.</p>	6591B	1	2	3	4	5	6	7	8	9	10	11	12	
		385	-	-	-	-	-	-	-	-	-	-	-	-	-
		OVERALL DIMENSIONS			SEAT DIMENSIONS			BACK DIMENSIONS							
		W	D	H	W	D	H	W	H						
21	21	1	-	-	-	-	-								
		<div style="display: flex; justify-content: space-between; align-items: center;"> RTA 00  </div>													
 <p>End Table Top COM Yardage: N/A Freight Class: 85 Product Weight (lbs.): 8 Cubic Feet Per Carton: .60 (1 per carton)</p>	<p>Includes hardware. Use on beams.</p>	6507	1	2	3	4	5	6	7	8	9	10	11	12	
		216	-	-	-	-	-	-	-	-	-	-	-	-	-
		OVERALL DIMENSIONS			SEAT DIMENSIONS			BACK DIMENSIONS							
		W	D	H	W	D	H	W	H						
17.75	17.75	1	-	-	-	-	-								
		<div style="display: flex; justify-content: space-between; align-items: center;"> RTA 00  </div>													
 <p>Square Corner Table Top COM Yardage: N/A Freight Class: 85 Product Weight (lbs.): 14 Cubic Feet Per Carton: 1.9 (1 per carton)</p>	<p>Includes hardware. Use on beams.</p>	6507-T1	1	2	3	4	5	6	7	8	9	10	11	12	
		255	-	-	-	-	-	-	-	-	-	-	-	-	-
		OVERALL DIMENSIONS			SEAT DIMENSIONS			BACK DIMENSIONS							
		W	D	H	W	D	H	W	H						
21	21	1	-	-	-	-	-								
		<div style="display: flex; justify-content: space-between; align-items: center;"> RTA 00  </div>													

B BEAM SEATING









MULTI-PURPOSE


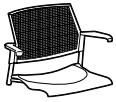








DESCRIPTION	FEATURES	MODEL#	STANDARD FABRIC GRADES											
			1	2	3	4	5	6	7	8	9	10	11	12
 <p>Radius Corner Table Top COM Yardage: N/A Freight Class: 85 Product Weight (lbs.): 14 Cubic Feet Per Carton: 1.9 (1 per carton)</p>	Includes hardware. Use on beams.	6507-T2	282	-	-	-	-	-	-	-	-	-	-	-
			OVERALL DIMENSIONS			SEAT DIMENSIONS			BACK DIMENSIONS					
			W	D	H	W	D	H	W	H				
			21	21	1	-	-	-	-	-				
			RTA 00											
 <p>Coffee Table COM Yardage: N/A Freight Class: 85 Product Weight (lbs.): 52 Cubic Feet Per Carton: 12.25 (1 per carton)</p>		6507-CT	625	-	-	-	-	-	-	-	-	-	-	-
			OVERALL DIMENSIONS			SEAT DIMENSIONS			BACK DIMENSIONS					
			W	D	H	W	D	H	W	H				
			24	42	17.5	-	-	-	-	-				
			RTA 00											
 <p>Seat Unit w/Arms COM Yardage: N/A Freight Class: 250 Product Weight (lbs.): 19 Cubic Feet Per Carton: 4.88 (2 per carton)</p>	Duet Use with beams.	6690	271	-	-	-	-	-	-	-	-	-	-	-
			OVERALL DIMENSIONS			SEAT DIMENSIONS			BACK DIMENSIONS					
			W	D	H	W	D	H	W	H				
			25.5	21	18	18	17.5	-	18	16				
			RTA 00 											
 <p>Armless Seat Unit COM Yardage: N/A Freight Class: 150 Product Weight (lbs.): 18 Cubic Feet Per Carton: 3.25 (2 per carton)</p>	Duet Use with beams.	6691	199	-	-	-	-	-	-	-	-	-	-	-
			OVERALL DIMENSIONS			SEAT DIMENSIONS			BACK DIMENSIONS					
			W	D	H	W	D	H	W	H				
			18	21	18	18	17.5	-	18	16				
			RTA 00 											
 <p>Seat Unit w/Arms COM Yardage: 1 Freight Class: 250 Product Weight (lbs.): 19 Cubic Feet Per Carton: 4.88 (2 per carton)</p>	Duet Upholstered Seat. Use with beams.	6692	332	356	375	403	443	456	492	557	590	652	735	840
			OVERALL DIMENSIONS			SEAT DIMENSIONS			BACK DIMENSIONS					
			W	D	H	W	D	H	W	H				
			25.5	21	18	18	17.5	-	18	16				
			RTA 00 											



DESCRIPTION	FEATURES	MODEL#	STANDARD FABRIC GRADES													
			1	2	3	4	5	6	7	8	9	10	11	12		
 Armless Seat Unit COM Yardage: 1 Freight Class: 150 Product Weight (lbs.): 19 Cubic Feet Per Carton: 3.25 (2 per carton)	Duet Upholstered Seat. Use with beams.	6693	257	281	299	328	367	381	416	482	515	576	660	764		
			OVERALL DIMENSIONS			SEAT DIMENSIONS			BACK DIMENSIONS							
			W	D	H	W	D	H	W	H						
			18	21	18	18	17.5	-	18	16						
			RTA 00													
 Seat Unit w/Arms COM Yardage: 1 Freight Class: 150 Product Weight (lbs.): 20 Cubic Feet Per Carton: 4.88 (2 per carton)	Duet Upholstered Seat and Back. Use with beams.	6697	351	375	393	422	461	475	510	576	609	670	754	858		
			OVERALL DIMENSIONS			SEAT DIMENSIONS			BACK DIMENSIONS							
			W	D	H	W	D	H	W	H						
			25.5	21	18	18	17.5	-	18	16						
			RTA 00													
 Armless Seat Unit COM Yardage: 1 Freight Class: 150 Product Weight (lbs.): 19 Cubic Feet Per Carton: 3.25 (2 per carton)	Duet Upholstered Seat and Back. Use with beams.	6698	286	310	329	357	397	410	446	512	544	606	689	794		
			OVERALL DIMENSIONS			SEAT DIMENSIONS			BACK DIMENSIONS							
			W	D	H	W	D	H	W	H						
			18	21	18	18	17.5	-	18	16						
			RTA 00													
 Armless Seat Unit COM Yardage: N/A Freight Class: 150 Product Weight (lbs.): 17 Cubic Feet Per Carton: 6.5 (2 per carton)	Popcorn Polypropylene Seat and Back. use with beam	6717	225	-	-	-	-	-	-	-	-	-	-	-		
			OVERALL DIMENSIONS			SEAT DIMENSIONS			BACK DIMENSIONS							
			W	D	H	W	D	H	W	H						
			20	21	18	18	18	-	19.5	16						
			RTA 00													
 Armless Seat Unit COM Yardage: 0.75 Freight Class: 150 Product Weight (lbs.): 18 Cubic Feet Per Carton: 6.5 (2 per carton)	Popcorn Upholstered Seat and Polypropylene Back. Use with beam.	6719	294	314	329	352	384	399	429	476	512	552	635	723		
			OVERALL DIMENSIONS			SEAT DIMENSIONS			BACK DIMENSIONS							
			W	D	H	W	D	H	W	H						
			20	21	18	18	18	-	19.5	16						
			RTA 00													

B BEAM SEATING

MULTI-PURPOSE

DESCRIPTION	FEATURES	MODEL#	STANDARD FABRIC GRADES												
			1	2	3	4	5	6	7	8	9	10	11	12	
 <p>Seat Unit w/Arms COM Yardage: 1.25 Freight Class: 300 Product Weight (lbs.): 20 Cubic Feet Per Carton: 9.75</p>	<p>Sidero Upholstered Seat and Back. Use with beam.</p>	<p>6930</p>	468	500	526	564	618	643	692	770	831	898	1035	1182	
			OVERALL DIMENSIONS			SEAT DIMENSIONS			BACK DIMENSIONS						
			W	D	H	W	D	H	W	H					
			25.5	23.5	19	19.5	18	-	19	15.5					
			RTA 00												
 <p>Armless Seat Unit COM Yardage: 1.25 Freight Class: 300 Product Weight (lbs.): 18 Cubic Feet Per Carton: 9.75</p>	<p>Sidero Upholstered Seat and Back. Use with beam.</p>	<p>6931</p>	428	460	486	524	578	603	652	730	791	858	995	1142	
			OVERALL DIMENSIONS			SEAT DIMENSIONS			BACK DIMENSIONS						
			W	D	H	W	D	H	W	H					
			21	23.5	19	19.5	18	-	19	15.5					
			RTA 00												
 <p>Armless Seat Unit COM Yardage: N/A Freight Class: 250 Product Weight (lbs.): 12 Cubic Feet Per Carton: 3.25 (2 per carton)</p>	<p>Sonic Polypropylene Seat and Back. Use with Beam.</p>	<p>6501</p>	275	-	-	-	-	-	-	-	-	-	-	-	
			OVERALL DIMENSIONS			SEAT DIMENSIONS			BACK DIMENSIONS						
			W	D	H	W	D	H	W	H					
			20	21.5	17	17	16	-	17	15					
			RTA 00 												
 <p>Armless Seat Unit COM Yardage: 0.75 Freight Class: 250 Product Weight (lbs.): 12 Cubic Feet Per Carton: 3.25 (2 per carton)</p>	<p>Sonic Upholstered Seat and Polypropylene Back. Use with Beam.</p>	<p>6502</p>	308	327	341	363	396	405	434	485	510	559	625	708	
			OVERALL DIMENSIONS			SEAT DIMENSIONS			BACK DIMENSIONS						
			W	D	H	W	D	H	W	H					
			20	22	17	17	16	-	17	15					
			RTA 00 												
 <p>Armless Seat Unit COM Yardage: 0.75 Freight Class: 150 Product Weight (lbs.): 13 Cubic Feet Per Carton: 3.25 (2 per carton)</p>	<p>Sonic Upholstered Seat and Back. Use with Beam.</p>	<p>6503</p>	338	356	371	393	425	436	463	516	540	589	656	737	
			OVERALL DIMENSIONS			SEAT DIMENSIONS			BACK DIMENSIONS						
			W	D	H	W	D	H	W	H					
			20	22	17	17	16	-	17	15					
			RTA 00 												

DESCRIPTION	FEATURES	MODEL#	STANDARD FABRIC GRADES											
			1	2	3	4	5	6	7	8	9	10	11	12
 6504	 6504MB (Mesh Back)		1	2	3	4	5	6	7	8	9	10	11	12
			322	-	-	-	-	-	-	-	-	-	-	-
Seat Unit w/Arms COM Yardage: N/A Freight Class: 150 Product Weight (lbs.): 13 Cubic Feet Per Carton: 3.25 (2 per carton)	Sonic Polypropylene Seat. Use with Beam.		OVERALL DIMENSIONS			SEAT DIMENSIONS			BACK DIMENSIONS					
			W	D	H	W	D	H	W	H				
			23	21.5	17	17	16	-	17	15				
			RTA 00											
 6505	 6505MB (Mesh Back)		1	2	3	4	5	6	7	8	9	10	11	12
			353	371	386	408	440	450	479	530	555	603	670	753
Seat Unit w/Arms COM Yardage: 0.75 Freight Class: 22. Product Weight (lbs.): 13 Cubic Feet Per Carton: 3.25 (2 per carton)	Sonic Upholstered Seat. Use with Beam.		OVERALL DIMENSIONS			SEAT DIMENSIONS			BACK DIMENSIONS					
			W	D	H	W	D	H	W	H				
			23	22	17	17	16	-	17	15				
			RTA 00											
 6506			1	2	3	4	5	6	7	8	9	10	11	12
			382	401	416	438	470	481	508	561	586	634	701	783
Seat Unit w/Arms COM Yardage: 0.75 Freight Class: 150 Product Weight (lbs.): 14 Cubic Feet Per Carton: 3.25 (2 per carton)	Sonic Upholstered Seat and Back. Use with Beam.		OVERALL DIMENSIONS			SEAT DIMENSIONS			BACK DIMENSIONS					
			W	D	H	W	D	H	W	H				
			23	22	17	17	16	-	17	15				
			RTA 00											
 6340			1	2	3	4	5	6	7	8	9	10	11	12
			564	590	610	641	684	704	744	806	854	908	1018	1136
Armless Seat Unit COM Yardage: 1 Freight Class: 250 Product Weight (lbs.): 20 Cubic Feet Per Carton: 7.25	Vion Upholstered Seat and Mesh Back. Use with beam.		OVERALL DIMENSIONS			SEAT DIMENSIONS			BACK DIMENSIONS					
			W	D	H	W	D	H	W	H				
			21	23.5	20.5	17.5	18	-	19	17				
			RTA 00											
 6341			1	2	3	4	5	6	7	8	9	10	11	12
			657	689	715	753	807	832	881	960	1020	1087	1224	1371
Armless Seat Unit COM Yardage: 1 Freight Class: 250 Product Weight (lbs.): 20 Cubic Feet Per Carton: 7.25	Vion Upholstered Seat and Back. Use with beam.		OVERALL DIMENSIONS			SEAT DIMENSIONS			BACK DIMENSIONS					
			W	D	H	W	D	H	W	H				
			21	23.5	20.5	17.5	18	-	19	17				
			RTA 00											

DESCRIPTION	FEATURES	MODEL#	STANDARD FABRIC GRADES													
			1	2	3	4	5	6	7	8	9	10	11	12		
 <p>Seat Unit w/Arms COM Yardage: 1 Freight Class: 250 Product Weight (lbs.): 21 Cubic Feet Per Carton: 9.75</p>	<p>Vion Upholstered Seat and Mesh Back. Use with beam.</p>	<p>6342</p>	522	548	568	599	642	662	702	764	812	866	976	1094		
			<p>OVERALL DIMENSIONS</p>			<p>SEAT DIMENSIONS</p>			<p>BACK DIMENSIONS</p>							
			W	D	H	W	D	H	W	H						
			25.5	23.5	20.5	17.5	18	-	19	17						
			<p>RTA 00</p>													
 <p>Seat Unit w/Arms COM Yardage: 1 Freight Class: 250 Product Weight (lbs.): 21 Cubic Feet Per Carton: 9.75</p>	<p>Vion Upholstered Seat and Back. Use with beam.</p>	<p>6343</p>	603	635	661	699	753	778	827	905	966	1033	1170	1317		
			<p>OVERALL DIMENSIONS</p>			<p>SEAT DIMENSIONS</p>			<p>BACK DIMENSIONS</p>							
			W	D	H	W	D	H	W	H						
			25.5	23.5	20.5	17.5	18	-	19	17						
			<p>RTA 00</p>													

CAPRICE™



model 3365 (TUN)



model 3365C (TUN)



model 3364



model 3370




STANDARD FEATURES



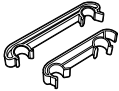

- Modern light scale guest seating.
- Durable molded armcaps in Black Only.
- Frame is standard in a Tungsten colored finish (TUN).
- Standard with Black "bullet style" glides. Models 3364 and 3364LM use "bullet style" glides on the front only.
- Non-castered models can be joined together using ganging clamp model 6522.
- C1 dual wheel carpet casters are standard on models 3365C and 3365CLM.
- Does not stack.

OPTIONAL FEATURES

- Frame optional in a Charcoal Grey (CHR) and Black (BK) finishes are available at no additional charge. Please Specify. A Chrome (CH) finish is also available. Add \$25.00. Please Specify.
- Optional steel cushioned glides (B) are available. Add \$18.00. Please specify.
- For hard surface flooring casters, specify C9R. Add \$45.00
- Available in all standard GLOBAL carded Fabrics, Vinyls, and Leathers.



DESCRIPTION	FEATURES	MODEL#	STANDARD FABRIC GRADES													
			1	2	3	4	5	6	7	8	9	10	11	12		
 <p>Armchair Sled Base COM Yardage: 1.25 Freight Class: 300 Product Weight (lbs.): 24 Cubic Feet Per Carton: 14.50</p>	Does not stack.	3364	659	690	714	752	804	823	869	956	998	1079	1189	1326		
		3364LM	-	-	-	-	805	-	-	958	1005	1081	1195	1332		
		OVERALL DIMENSIONS			SEAT DIMENSIONS			BACK DIMENSIONS								
		W	D	H	W	D	H	W	H							
			25	24	31.5	19.5	19.5	18.5	18	13						
			RTA 00													
 <p>Armchair 4 Legged COM Yardage: 1.25 Freight Class: 300 Product Weight (lbs.): 22 Cubic Feet Per Carton: 14.50</p>	Does not stack.	3365	570	600	626	662	712	732	777	863	904	983	1091	1225		
		3365LM	-	-	-	-	718	-	-	866	913	987	1100	1235		
		OVERALL DIMENSIONS			SEAT DIMENSIONS			BACK DIMENSIONS								
		W	D	H	W	D	H	W	H							
			25	24	31.5	19.5	19.5	18.5	18	13						
			RTA 00													
 <p>Armchair 4 Legged w/casters COM Yardage: 1.25 Freight Class: 300 Product Weight (lbs.): 23 Cubic Feet Per Carton: 14.50</p>	Does not stack.	3365C	664	695	719	757	807	827	873	960	1002	1083	1193	1330		
		3365CLM	-	-	-	-	817	-	-	968	1015	1091	1205	1344		
		OVERALL DIMENSIONS			SEAT DIMENSIONS			BACK DIMENSIONS								
		W	D	H	W	D	H	W	H							
			25	23.5	32.5	19.5	18.5	18	18	14.5						
			RTA 00													

DESCRIPTION	FEATURES	MODEL#	STANDARD FABRIC GRADES												
			1	2	3	4	5	6	7	8	9	10	11	12	
 <p>Barstool - 4 Legged COM Yardage: 1.25 Freight Class: 300 Product Weight (lbs.): 32 Cubic Feet Per Carton: 20</p>	Does not stack.	3369	722	753	777	815	867	886	931	1018	1059	1141	1250	1388	
			3369LM	-	-	-	-	834	-	-	986	1034	1110	1224	1360
			OVERALL DIMENSIONS			SEAT DIMENSIONS			BACK DIMENSIONS						
			W	D	H	W	D	H	W	H					
			25	26.5	45.5	19.5	19.5	30.5	18	13					
			RTA 00												
 <p>Counter Height Stool COM Yardage: 1.25 Freight Class: 300 Product Weight (lbs.): 25 Cubic Feet Per Carton: 17.50</p>	Does not stack.	3370	722	753	777	815	867	886	931	1018	1059	1141	1250	1388	
			3370LM	-	-	-	-	834	-	-	986	1034	1110	1224	1360
			OVERALL DIMENSIONS			SEAT DIMENSIONS			BACK DIMENSIONS						
			W	D	H	W	D	H	W	H					
			25	26.5	38	19.5	19.5	24	18	13					
			RTA 00												
 <p>Ganging Brackets COM Yardage: N/A Freight Class: 70 Product Weight (lbs.): .07 Cubic Feet Per Carton: 1 (25 per Carton)</p>		6522	19	-	-	-	-	-	-	-	-	-	-	-	
			OVERALL DIMENSIONS			SEAT DIMENSIONS			BACK DIMENSIONS						
			W	D	H	W	D	H	W	H					
			0.87	7.75	1.5	-	-	-	-	-					
						RTA 00 									

COMET™



model 2171 (BK)



model 2172 (TUN)



model 2174 (TUN)



model 2183 (BK)

STANDARD FEATURES

- Reinforced models incorporate welded corner gussets for additional strength and support.
- Heavy Duty models 2173 and 2174 use Ultracell seat foam for lasting comfort.
- Models 2171 and 2172 stack 5 high on floor or 8 high on dolly for easy storage.
- WS models have a wall saver frame design.
- For Dolly, specify model. See page 218.
- Models with corner gussets are not recommended for stacking due to their heavy duty design.
- Stacked chairs may leave frame impressions in chair(s) below.
- Frames are standard in Black (BK).
- Tables are available in Black (BK) Only. Tables for use only when mounted to 2 or more Comet chairs.
- Two ganging plates are packed at no charge with each table to attach to two chairs only. Order separately for additional chair-to-chair ganging.
- All Specifications and Pricing are for 1 chair.

OPTIONAL FEATURES

- An optional Tungsten (TUN) colored finish is available. No additional charge. Please Specify.
- Optional steel cushioned glides (B) are available on models 2171, 2172, 2173, 2174, 2183, and 2184. Add \$18.00. Please specify.
- Available in all standard GLOBAL carded fabrics with the EXCEPTION of Station (Grade 3) and Leather.
- For availability of chair series in Vinyl, please contact a Global Sales Representative.

DESCRIPTION	FEATURES	MODEL#	STANDARD FABRIC GRADES											
-------------	----------	--------	------------------------	--	--	--	--	--	--	--	--	--	--	--



2171



2171WS

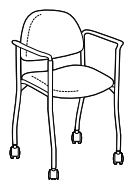
Nesting Chair

COM Yardage: 1
 Freight Class: 150
 Product Weight (lbs.):17
 Cubic Feet Per Carton: 3.92 (3 per carton)

Stacks 5 high on floor.
 Stacks 8 high on dolly.
 Ergonomic Features:
 M, N

	1	2	3	4	5	6	7	8	9	10	11	12
2171	228	252	272	300	341	358	391	460	494	559	643	752
2171WS Wall Saver	263	289	308	338	380	393	431	500	534	599	687	797

OVERALL DIMENSIONS			SEAT DIMENSIONS			BACK DIMENSIONS	
W	D	H	W	D	H	W	H
23	22	32.5	18	17	18.5	17.5	15



Reinforced Armchair w/casters

COM Yardage: 1
 Freight Class: 250
 Product Weight (lbs.): 14
 Cubic Feet Per Carton: 14.25 (1 per carton)

Does not stack.

Ergonomic Features:
 M, N

	1	2	3	4	5	6	7	8	9	10	11	12
2171C	344	368	386	413	453	469	501	567	597	659	740	844

OVERALL DIMENSIONS			SEAT DIMENSIONS			BACK DIMENSIONS	
W	D	H	W	D	H	W	H
23	22	32.5	18	17.5	18.5	17	14



2172



2172WS

Armless Stacking Chair

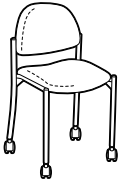




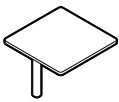

COM Yardage: 1
 Freight Class: 250
 Product Weight (lbs.):14
 Cubic Feet Per Carton: 14.25 (3 per carton)

Stacks 5 high on floor.
 Ergonomic Features:
 M, N

	1	2	3	4	5	6	7	8	9	10	11	12
2172	172	196	216	245	285	300	336	405	437	500	587	695
2172WS Wall Saver	208	234	253	283	324	339	377	446	479	544	632	741

OVERALL DIMENSIONS			SEAT DIMENSIONS			BACK DIMENSIONS	
W	D	H	W	D	H	W	H
19	22	32.5	18	17.5	18.5	17.5	14



DESCRIPTION	FEATURES	MODEL#	STANDARD FABRIC GRADES											
			1	2	3	4	5	6	7	8	9	10	11	12
 <p>Reinforced Armless Chair w/casters COM Yardage: 1 Freight Class: 250 Product Weight (lbs.): 14 Cubic Feet Per Carton: 11.75 (3 per carton)</p>	<p>Does not stack. Ergonomic Features: M, N</p>	2172C	283	306	323	352	389	404	438	503	536	596	678	780
			OVERALL DIMENSIONS			SEAT DIMENSIONS			BACK DIMENSIONS					
			W	D	H	W	D	H	W	H				
			19	22	32.5	17.5	17.5	14	17	15				
			RTA 00		ups									
  <p>Reinforced Armchair COM Yardage: 1 Freight Class: 250 Product Weight (lbs.): 14 Cubic Feet Per Carton: 14.25 (3 per carton)</p>	<p>Does not stack. Ergonomic Features: M, N</p>	2173	318	343	362	390	432	448	483	552	586	649	734	843
			OVERALL DIMENSIONS			SEAT DIMENSIONS			BACK DIMENSIONS					
			W	D	H	W	D	H	W	H				
			23	22	32	18	17.5	18.5	17.5	14				
			RTA 00		ups									
  <p>Reinforced Armless Chair COM Yardage: 1 Freight Class: 250 Product Weight (lbs.): 14.33 Cubic Feet Per Carton: 11.5 (3 per carton)</p>	<p>Does not stack. Ergonomic Features: M, N</p>	2174	259	284	303	332	371	387	424	493	524	589	675	781
			OVERALL DIMENSIONS			SEAT DIMENSIONS			BACK DIMENSIONS					
			W	D	H	W	D	H	W	H				
			20	22	32	18	17	18.5	17.5	13.5				
			RTA 00		ups									
 <p>Corner/Straight Table Square COM Yardage: N/A Freight Class: 70 Product Weight (lbs.): 24 Cubic Feet Per Carton: 1.30</p>		2175	207	-	-	-	-	-	-	-	-	-	-	
			OVERALL DIMENSIONS			SEAT DIMENSIONS			BACK DIMENSIONS					
			W	D	H	W	D	H	W	H				
			18	18	17.5	-	-	-	-	-				
			RTA 8		ups									
 <p>Ganging Plate COM Yardage: N/A Freight Class: 70 Product Weight (lbs.): 2.10 Cubic Feet Per Carton: .10</p>		2176	53	-	-	-	-	-	-	-	-	-	-	
			OVERALL DIMENSIONS			SEAT DIMENSIONS			BACK DIMENSIONS					
			W	D	H	W	D	H	W	H				
			13.25	4.75	0.06	-	-	-	-	-				
			RTA 00		ups									

DESCRIPTION FEATURES MODEL# STANDARD FABRIC GRADES



Corner Table Radius
COM Yardage: N/A
Freight Class: 70
Product Weight (lbs.): 23
Cubic Feet Per Carton: 1.30

1	2	3	4	5	6	7	8	9	10	11	12
---	---	---	---	---	---	---	---	---	----	----	----

2178	207	-	-	-	-	-	-	-	-	-	-
Radius											

OVERALL DIMENSIONS			SEAT DIMENSIONS			BACK DIMENSIONS	
W	D	H	W	D	H	W	H

18	18	17.5	-	-	-	-	-
----	----	------	---	---	---	---	---



Corner Table Crescent
COM Yardage: N/A
Freight Class: 85
Product Weight (lbs.): 43
Cubic Feet Per Carton: 3.50

1	2	3	4	5	6	7	8	9	10	11	12
---	---	---	---	---	---	---	---	---	----	----	----

2179	291	-	-	-	-	-	-	-	-	-	-
Crescent											

OVERALL DIMENSIONS			SEAT DIMENSIONS			BACK DIMENSIONS	
W	D	H	W	D	H	W	H

40.5	18	17.5	-	-	-	-	-
------	----	------	---	---	---	---	---



Ganging Clamp
COM Yardage: N/A
Freight Class: 70
Product Weight (lbs.): 1
Cubic Feet Per Carton: 1

1	2	3	4	5	6	7	8	9	10	11	12
---	---	---	---	---	---	---	---	---	----	----	----

2180	19	-	-	-	-	-	-	-	-	-	-
-------------	----	---	---	---	---	---	---	---	---	---	---

OVERALL DIMENSIONS			SEAT DIMENSIONS			BACK DIMENSIONS	
W	D	H	W	D	H	W	H

0.87	7.75	1.5	-	-	-	-	-
------	------	-----	---	---	---	---	---



Reinforced Armchair Square Back
COM Yardage: 1
Freight Class: 250
Product Weight (lbs.): 15.33
Cubic Feet Per Carton: 4.17 (3 per carton)

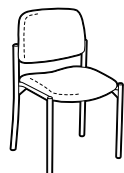
Does not stack.
Ergonomic Features:
M, N

1	2	3	4	5	6	7	8	9	10	11	12
---	---	---	---	---	---	---	---	---	----	----	----

2183	274	299	317	346	387	404	438	508	541	605	690	799
-------------	-----	-----	-----	-----	-----	-----	-----	-----	-----	-----	-----	-----

OVERALL DIMENSIONS			SEAT DIMENSIONS			BACK DIMENSIONS	
W	D	H	W	D	H	W	H

23	20	32	18	17.5	18.5	18	13.5
----	----	----	----	------	------	----	------



Reinforced Armless Chair Square Back
COM Yardage: 1
Freight Class: 250
Product Weight (lbs.): 14.33
Cubic Feet Per Carton: 4.17 (3 per carton)

Does not stack.
Ergonomic Features:
M, N

1	2	3	4	5	6	7	8	9	10	11	12
---	---	---	---	---	---	---	---	---	----	----	----

2184	216	240	259	288	329	343	381	448	480	544	630	737
-------------	-----	-----	-----	-----	-----	-----	-----	-----	-----	-----	-----	-----

OVERALL DIMENSIONS			SEAT DIMENSIONS			BACK DIMENSIONS	
W	D	H	W	D	H	W	H

19.5	20	32	18	17.5	18.5	18	13.5
------	----	----	----	------	------	----	------



DIPLOMAT



model 2105

STANDARD FEATURES

- A contoured seat and back are accented by wood arms providing comfort and classic styling.
- For commentary task chairs see page 42.
- Frames are standard in a Black sandtex finish (BK).
- Models 2105 and 2108 can be joined together using model 6526 ganging clamp.
- C1 casters are standard on tilter models.
- When upholstered in Leather or Leather Mock, models will be in all Leather or in all Leather Mock.
- Does not stack.

OPTIONAL FEATURES

- Optional tungsten frame finish at no upcharge.
- Wood capped arms are available in Absolute (AAM), Black (BKM), Cherry (ACM), Espresso Cafe (ECM), English Oak (EOM), Fruitwood (TFM), Gray (HGM), Honey (AHM), Mahogany (TMM), Maple (AVM), Medium Walnut (MWM), Night (ASM), Shaker Cherry (SKM), Walnut (TWM), WC Cream (WTM), White (WHM) and Winter Cherry (WCE). Please Specify. Genuine maple faced veneers and solids are used.
- Optional steel cushioned glides (B) on model 2105. Add \$17.00. Please specify.

DESCRIPTION

FEATURES

MODEL#

STANDARD FABRIC GRADES



Armchair Wood caps arms
COM Yardage: 1.25
Freight Class: 250
Product Weight (lbs.): 20
Cubic Feet Per Carton: 11.75

Does not stack.

Ergonomic Features:
M, N

	1	2	3	4	5	6	7	8	9	10	11	12
2105	508	538	561	596	646	664	707	790	830	907	1012	1142

OVERALL DIMENSIONS

SEAT DIMENSIONS

BACK DIMENSIONS

W	D	H	W	D	H	W	H
24	22	34.5	20.5	17	18.5	20.5	16

RTA 00



Armless Side Chair
COM Yardage: 1.25
Freight Class: 300
Product Weight (lbs.): 22
Cubic Feet Per Carton: 11.75

Does not stack.

Ergonomic Features:
M, N

	1	2	3	4	5	6	7	8	9	10	11	12
2108	359	389	413	451	503	522	568	655	698	778	888	1025

OVERALL DIMENSIONS

SEAT DIMENSIONS

BACK DIMENSIONS

W	D	H	W	D	H	W	H
21.5	22	34.5	20.5	17	18.5	20.5	16

RTA 00



Armless Barstool
COM Yardage: 1.25
Freight Class: 250
Product Weight (lbs.): 30
Cubic Feet Per Carton: 14.75

Does not stack.

Ergonomic Features:
M, N

	1	2	3	4	5	6	7	8	9	10	11	12
2109	518	548	573	610	663	681	728	815	856	937	1047	1183

OVERALL DIMENSIONS

SEAT DIMENSIONS

BACK DIMENSIONS

W	D	H	W	D	H	W	H
21	23.5	44.5	20	17	28	20.5	17.5

RTA 00

DUET™



model 6620



model 6621G



model 6627



model 6632



model 6692 (2 units) on 6500S2 (Beam)

STANDARD FEATURES


- Unique high density seating that is both comfortable and durable.
- Tablet arms are extremely rugged and meets ANSI-BIFMA testing requirements. Tablet hinges up to allow ease of egress. Tablet slides forward and back to accommodate any body size comfortably. Tablet models do not stack.
- Standard tablet (D8) size is 18"D x 14 1/2"W and is made of black polymer. Tablets are attached at the left or right (as seated). Tablet arms are not available on stools.
- WS models have a wall saver frame design; the base touches the wall before the upper back to protect the wall from damage.
- Armless "G" models feature a patented interlocking feature that allows chairs to be ganged together in rows.
- Model 6626 ganging clamp set is available for use on all armchairs and standard armless models. These brackets snap on the front and rear of the sled base allowing these models to connect together in rows. In Black finish only.
- Glides are non-marking polypropylene suitable for both carpet and hard surface flooring.
- Weight capacity for this series is 300 lbs.
- (C1) dual wheel carpet casters are standard.
- Duet beam seating consists of upper seat units (models 6690, 6691, 6692, 6693, 6697 and 6698) including mounting brackets and all hardware necessary for attachment to beam.
- For all beam components, tables and a complete list of available upper seat units, see Beam Seating series.
- **Specifications and pricing are for 1 chair.**

OPTIONAL FEATURES

- Polypropylene seats, backs and coordinating arms are available in 10 designer colors. Choose from Asphalt Night (BLK), Caribbean Surf (CRS), Coffee Bean (CFB), Daffodil Day (DFD), Ivory Clouds (IVC), Latte Beige (LAB), Lip Smacker (LPS), Platinum (PLT), Sea Glass (SEG), and Tiger Orange (TIO).
- All shell colors are certified to pass the CAL-133 Certification.
- An optional 18 1/2"D x 18 1/2"W high pressure laminate writing tablet is available. The core is hardwood veneer plywood and the edge is bull nosed and finished in clear lacquer. This writing tablet is offered in the following finishes: Black (D1), Grey (D2), Constellation Java (D3), White (D4) and Tiger Maple (D5). Please specify. Add \$40.00 to list price on desired tablet model.
- Models can be upholstered in any standard Global fabric, vinyl or leather. Not available in leather/mock leather combination. Chairs will have additional stitch details when upholstered in vinyl.
- For hard surface flooring casters, please specify (C9R). Add \$63.00.

	Duet Chairs Stacking Capability		Duet Stools Stacking Capability	
	Stacking on floor	Stacking on dolly #6624	Stacking on floor	Stacking on dolly
Armless				
Polypropylene seat & back	up to 12 high	up to 40* high	up to 12 high	N/A
Polypropylene back & upholstered seat	up to 5 high	Not Recommended due to stability issues	up to 5 high	N/A
Upholstered seat & back	up to 5 high	Not Recommended due to stability issues	up to 3 high	N/A
With Arms				
Polypropylene seat & back	up to 5 high	up to 24 high	up to 5 high	N/A
Polypropylene back & upholstered seat	up to 5 high	Not Recommended due to stability issues	up to 5 high	N/A
Upholstered seat & back	up to 5 high	Not Recommended due to stability issues	up to 3 high	N/A






* THROUGH 80" DOORWAY, STACKS 36 HIGH

DESCRIPTION	FEATURES	MODEL#	STANDARD FABRIC GRADES											
			1	2	3	4	5	6	7	8	9	10	11	12
		6620	234	-	-	-	-	-	-	-	-	-	-	-
			OVERALL DIMENSIONS			SEAT DIMENSIONS			BACK DIMENSIONS					
			W	D	H	W	D	H	W	H				
			25.5	22.75	33.25	18	17.5	16.5	18	16				







ArmChair
 COM Yardage: N/A
 Freight Class: 150
 Product Weight (lbs.): 19
 Cubic Feet Per Carton: 18.5 (4 per carton)






Stacks 5 high on floor.
 Stacks 24 high on dolly.














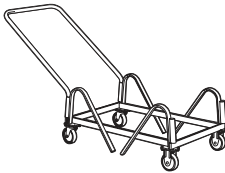



DESCRIPTION	FEATURES	MODEL#	STANDARD FABRIC GRADES												
			1	2	3	4	5	6	7	8	9	10	11	12	
 <p>Armchair w/Bookrack COM Yardage: N/A Freight Class: 300 Product Weight (lbs.): 25 Cubic Feet Per Carton: 13.25 (1 per carton)</p>	Does not stack.	6620B	330	-	-	-	-	-	-	-	-	-	-	-	
		OVERALL DIMENSIONS			SEAT DIMENSIONS			BACK DIMENSIONS							
		W	D	H	W	D	H	W	H						
		25.5	22.75	33.25	18	17.5	16.5	18	16						
			RTA 00												
 <p>Armchair w/Back pack rack COM Yardage: N/A Freight Class: 300 Product Weight (lbs.): 25 Cubic Feet Per Carton: 13.25 (1 per carton)</p>	Does not stack.	6620P	344	-	-	-	-	-	-	-	-	-	-		
		OVERALL DIMENSIONS			SEAT DIMENSIONS			BACK DIMENSIONS							
		W	D	H	W	D	H	W	H						
		25.5	22.75	33.25	18	17.5	16.5	18	16						
			RTA 00												
 <p>Armchair w/Tablet COM Yardage: N/A Freight Class: 150 Product Weight (lbs.): 33 Cubic Feet Per Carton: 8 (2 per carton)</p>	Does not stack.	6620TR 6620TL	459	-	-	-	-	-	-	-	-	-	-		
		OVERALL DIMENSIONS			SEAT DIMENSIONS			BACK DIMENSIONS							
		W	D	H	W	D	H	W	H						
		26.25	27.75	33.25	18	17.5	16.5	18	16						
			RTA 00												
 <p>Armchair w/Tablet and Bookrack COM Yardage: N/A Freight Class: 250 Product Weight (lbs.): 34 Cubic Feet Per Carton: 16.25 (1 per carton)</p>	Does not stack.	6620TRB 6620TLB	558	-	-	-	-	-	-	-	-	-	-		
		OVERALL DIMENSIONS			SEAT DIMENSIONS			BACK DIMENSIONS							
		W	D	H	W	D	H	W	H						
		26.25	27.75	33.25	18	17.5	16.5	18	16						
			RTA 00												
 <p>Armchair w/Tablet and Back pack rack COM Yardage: N/A Freight Class: 250 Product Weight (lbs.): 34 Cubic Feet Per Carton: 16.25 (1 per carton)</p>	Does not stack.	6620TRP 6620TLP	572	-	-	-	-	-	-	-	-	-	-		
		OVERALL DIMENSIONS			SEAT DIMENSIONS			BACK DIMENSIONS							
		W	D	H	W	D	H	W	H						
		26.25	27.75	33.25	18	17.5	16.5	18	16						
			RTA 00												

MULTI-PURPOSE

DESCRIPTION	FEATURES	MODEL#	STANDARD FABRIC GRADES											
			1	2	3	4	5	6	7	8	9	10	11	12
 6621		6621	166	-	-	-	-	-	-	-	-	-	-	-
		6621G	176	-	-	-	-	-	-	-	-	-	-	-
Armless Chair COM Yardage: N/A Freight Class: 150 Product Weight (lbs.): 20.5 Cubic Feet Per Carton: 14 (4 per carton)	Stacks 12 high on floor. Stacks 24 high on dolly.	OVERALL DIMENSIONS			SEAT DIMENSIONS			BACK DIMENSIONS						
		W	D	H	W	D	H	W	H					
			20.75	22.75	33.25	18	17.5	17	18	16				
			RTA 00											
 6621B		6621B	258	-	-	-	-	-	-	-	-	-	-	
		6621GB	271	-	-	-	-	-	-	-	-	-	-	
Armless chair w/Bookrack COM Yardage: N/A Freight Class: 250 Product Weight (lbs.): 25 Cubic Feet Per Carton: 11.25 (1 per carton)	Does not stack.	OVERALL DIMENSIONS			SEAT DIMENSIONS			BACK DIMENSIONS						
		W	D	H	W	D	H	W	H					
			20.75	22.75	33.25	18	17.5	16.5	18	16				
			RTA 00											
 6621P		6621P	272	-	-	-	-	-	-	-	-	-	-	
		6621GP	285	-	-	-	-	-	-	-	-	-	-	
Armless Chair w/Back pack rack COM Yardage: N/A Freight Class: 250 Product Weight (lbs.): 25 Cubic Feet Per Carton: 11.25 (1 per carton)	Does not stack.	OVERALL DIMENSIONS			SEAT DIMENSIONS			BACK DIMENSIONS						
		W	D	H	W	D	H	W	H					
			20.75	22.75	33.25	18	17.5	16.5	18	16				
			RTA 00											
 6621TR		6621TR	383	-	-	-	-	-	-	-	-	-	-	
		6621TL												
Armless Chair w/Tablet COM Yardage: N/A Freight Class: 150 Product Weight (lbs.): 26 Cubic Feet Per Carton: 8 (2 per carton)	Does not stack.	OVERALL DIMENSIONS			SEAT DIMENSIONS			BACK DIMENSIONS						
		W	D	H	W	D	H	W	H					
			24.5	27.75	33.25	18	17.5	16.5	18	16				
			RTA 00											
 6621TRB		6621TRB	477	-	-	-	-	-	-	-	-	-	-	
		6621TLB												
Armless Chair w/Tablet and Bookrack COM Yardage: N/A Freight Class: 300 Product Weight (lbs.): 27 Cubic Feet Per Carton: 16.25 (1 per carton)	Does not stack.	OVERALL DIMENSIONS			SEAT DIMENSIONS			BACK DIMENSIONS						
		W	D	H	W	D	H	W	H					
			24.5	27.75	33.25	18	17.5	16.5	18	16				
			RTA 00											






DESCRIPTION	FEATURES	MODEL#	STANDARD FABRIC GRADES											
			1	2	3	4	5	6	7	8	9	10	11	12
 <p>Armless Chair w/Tablet and Back pack rack COM Yardage: N/A Freight Class: 300 Product Weight (lbs.): 27 Cubic Feet Per Carton: 16.25 (1 per carton)</p>	Does not stack.	6621TRP 6621TLP	492	-	-	-	-	-	-	-	-	-	-	-
			OVERALL DIMENSIONS			SEAT DIMENSIONS			BACK DIMENSIONS					
		W	D	H	W	D	H	W	H					
		24.5	27.75	33.25	18	17.5	16.5	18	16					
			RTA 00											
 <p>Armchair COM Yardage: 1 Freight Class: 150 Product Weight (lbs.): 25 Cubic Feet Per Carton: 22.25 (4 per carton)</p>	Upholstered Seat. Stacks 5 high on floor.	6622	304	328	347	375	414	429	463	530	562	623	707	812
			OVERALL DIMENSIONS			SEAT DIMENSIONS			BACK DIMENSIONS					
		W	D	H	W	D	H	W	H					
		25.5	23	33.25	18	17.5	17	18	16					
			RTA 00											
 <p>Armchair w/Bookrack COM Yardage: 1 Freight Class: 250 Product Weight (lbs.): 29 Cubic Feet Per Carton: 13.25 (1 per carton)</p>	Upholstered Seat. Does not stack.	6622B	404	429	449	478	520	534	571	641	675	739	827	937
			OVERALL DIMENSIONS			SEAT DIMENSIONS			BACK DIMENSIONS					
		W	D	H	W	D	H	W	H					
		25.5	23	33.25	18	17.5	17	18	16					
			RTA 00											
 <p>Armchair w/Back pack rack COM Yardage: 1 Freight Class: 250 Product Weight (lbs.): 29 Cubic Feet Per Carton: 13.25 (1 per carton)</p>	Upholstered Seat. Does not stack.	6622P	420	445	464	494	536	549	587	656	690	755	843	952
			OVERALL DIMENSIONS			SEAT DIMENSIONS			BACK DIMENSIONS					
		W	D	H	W	D	H	W	H					
		25.5	23	33.25	18	17.5	17	18	16					
			RTA 00											
 <p>Armchair w/Tablet COM Yardage: 1 Freight Class: 250 Product Weight (lbs.): 27 Cubic Feet Per Carton: 16 (2 per carton)</p>	Upholstered Seat. Does not stack. Must specify (L) Left or (R) Right Tablet.	6622TR 6622TL	538	565	586	617	662	678	717	792	828	897	991	1109
			OVERALL DIMENSIONS			SEAT DIMENSIONS			BACK DIMENSIONS					
		W	D	H	W	D	H	W	H					
		26.25	27.75	33.25	18	17.5	17	18	15.5					
			RTA 00											






DESCRIPTION	FEATURES	MODEL#	STANDARD FABRIC GRADES												
			1	2	3	4	5	6	7	8	9	10	11	12	
 <p>Armchair w/Tablet and Bookrack COM Yardage: 1 Freight Class: 250 Product Weight (lbs.): 37 Cubic Feet Per Carton: 16.25 (1 per carton)</p>	Upholstered Seat. Does not stack.	6622TRB 6622TLB	640	667	688	719	764	780	819	894	930	999	1093	1211	
			OVERALL DIMENSIONS			SEAT DIMENSIONS			BACK DIMENSIONS						
		W	D	H	W	D	H	W	H						
		26.25	27.75	33.25	18	17.5	17	18	15.5						
			RTA 00												
 <p>Armchair w/Tablet and Back pack rack COM Yardage: 1 Freight Class: 250 Product Weight (lbs.): 37 Cubic Feet Per Carton: 16.25 (1 per carton)</p>	Upholstered Seat. Does not stack.	6622TRP 6622TLP	655	682	703	734	779	795	834	909	945	1014	1108	1226	
			OVERALL DIMENSIONS			SEAT DIMENSIONS			BACK DIMENSIONS						
		W	D	H	W	D	H	W	H						
		26.25	27.75	33.25	18	17.5	17	18	15.5						
			RTA 00												
  <p>6623 6623G</p> <p>Armless Chair COM Yardage: 1 Freight Class: 150 Product Weight (lbs.): 23.75 Cubic Feet Per Carton: 18.5 (4 per carton)</p>	Upholstered Seat. Stacks 5 high on floor.	6623 6623G Ganging	231	255	274	302	341	356	390	457	489	550	634	739	
			OVERALL DIMENSIONS			SEAT DIMENSIONS			BACK DIMENSIONS						
		W	D	H	W	D	H	W	H						
		20.5	23	33.25	18	17.5	17	18	16						
			RTA 00												
  <p>6623B 6623GB</p> <p>Armless chair w/Bookrack COM Yardage: 1 Freight Class: 250 Product Weight (lbs.): 28 Cubic Feet Per Carton: 11.25 (1 per carton)</p>	Upholstered Seat. Does not stack.	6623B 6623GB Ganging	328	354	373	403	445	458	496	565	599	664	752	862	
			OVERALL DIMENSIONS			SEAT DIMENSIONS			BACK DIMENSIONS						
		W	D	H	W	D	H	W	H						
		20.5	23	33.25	18	17.5	17	18	16						
			RTA 00												
  <p>6623P 6623GP</p> <p>Armless Chair w/Back pack rack COM Yardage: 1 Freight Class: 250 Product Weight (lbs.): 28 Cubic Feet Per Carton: 11.25 (1 per carton)</p>	Upholstered Seat. Does not stack.	6623P 6623GP Ganging	342	367	387	416	458	473	510	579	613	678	765	875	
			OVERALL DIMENSIONS			SEAT DIMENSIONS			BACK DIMENSIONS						
		W	D	H	W	D	H	W	H						
		20.5	23	33.25	18	17.5	17	18	16						
			RTA 00												

DESCRIPTION	FEATURES	MODEL#	STANDARD FABRIC GRADES											
			1	2	3	4	5	6	7	8	9	10	11	12
 <p>Armless Chair w/Tablet COM Yardage: 1 Freight Class: 250 Product Weight (lbs.): 29 Cubic Feet Per Carton: 16 (2 per carton)</p>	Upholstered Seat. Does not stack.	6623TR 6623TL	457	484	505	536	581	597	636	711	747	816	910	1028
			OVERALL DIMENSIONS			SEAT DIMENSIONS			BACK DIMENSIONS					
			W	D	H	W	D	H	W	H				
			24.5	27.75	33.25	18	17.5	17	18	15.5				
			RTA 00											
 <p>Armless Chair w/Tablet and Bookrack COM Yardage: 1 Freight Class: 250 Product Weight (lbs.): 30 Cubic Feet Per Carton: 16.25 (1 per carton)</p>	Upholstered Seat. Does not stack.	6623TRB 6623TLB	556	583	604	635	680	696	735	810	846	915	1009	1127
			OVERALL DIMENSIONS			SEAT DIMENSIONS			BACK DIMENSIONS					
			W	D	H	W	D	H	W	H				
			24.5	27.75	33.25	18	17.5	17	18	15.5				
			RTA 00											
 <p>Armless Chair w/Tablet and Back pack rack COM Yardage: 1 Freight Class: 250 Product Weight (lbs.): 35 Cubic Feet Per Carton: 16.25 (1 per carton)</p>	Upholstered Seat. Does not stack.	6623TRP 6623TLP	571	598	619	650	695	711	750	825	861	930	1024	1142
			OVERALL DIMENSIONS			SEAT DIMENSIONS			BACK DIMENSIONS					
			W	D	H	W	D	H	W	H				
			24.5	27.75	33.25	18	17.5	17	18	15.5				
			RTA 00											
 <p>Dolly COM Yardage: N/A Freight Class: 150 Product Weight (lbs.): 40 Cubic Feet Per Carton: 9.50 (1 per carton)</p>			6624	495	-	-	-	-	-	-	-	-	-	-
	OVERALL DIMENSIONS			SEAT DIMENSIONS			BACK DIMENSIONS							
	W	D		H	W	D	H	W	H					
	22.5	51		38.25	-	-	-	-	-					
			RTA 1 											
 <p>Ganging Clamp Set - 2 Clamps COM Yardage: N/A Freight Class: 70 Product Weight (lbs.): .30 Cubic Feet Per Carton: .04 (1 set per carton)</p>			6626	17	-	-	-	-	-	-	-	-	-	-
	OVERALL DIMENSIONS			SEAT DIMENSIONS			BACK DIMENSIONS							
	W	D		H	W	D	H	W	H					
	1	6.5		0.75	-	-	-	-	-					
			RTA 00 											

MULTI-PURPOSE






DUET™ D






DESCRIPTION	FEATURES	MODEL#	STANDARD FABRIC GRADES											
			1	2	3	4	5	6	7	8	9	10	11	12
 <p>Armchair COM Yardage: 1 Freight Class: 150 Product Weight (lbs.): 27 Cubic Feet Per Carton: 22.25 (4 per carton)</p>	Upholstered Seat and Back. Stacks 5 high on floor. Stacks 16 high on dolly.	6627	335	378	398	426	469	482	519	589	622	687	775	886
			OVERALL DIMENSIONS			SEAT DIMENSIONS			BACK DIMENSIONS					
			W	D	H	W	D	H	W	H				
			25.5	23	33.25	18	17.5	17	18	16				
			RTA 00											
 <p>Armchair w/Bookrack COM Yardage: 1 Freight Class: 250 Product Weight (lbs.): 31 Cubic Feet Per Carton: 13.25 (1 per carton)</p>	Upholstered Seat and Back. Does not stack.	6627B	435	460	480	510	552	566	603	672	707	772	859	969
			OVERALL DIMENSIONS			SEAT DIMENSIONS			BACK DIMENSIONS					
			W	D	H	W	D	H	W	H				
			25.5	23	33.25	18	17.5	17	18	16				
			RTA 00											
 <p>Armchair w/Back pack rack COM Yardage: 1 Freight Class: 250 Product Weight (lbs.): 31 Cubic Feet Per Carton: 13.25 (1 per carton)</p>	Upholstered Seat and Back. Does not stack.	6627P	452	477	497	526	568	583	620	689	723	787	875	985
			OVERALL DIMENSIONS			SEAT DIMENSIONS			BACK DIMENSIONS					
			W	D	H	W	D	H	W	H				
			25.5	23	33.25	18	17.5	17	18	16				
			RTA 00											
 <p>Armchair w/Tablet COM Yardage: 1 Freight Class: 250 Product Weight (lbs.): 32 Cubic Feet Per Carton: 16 (2 per carton)</p>	Upholstered Seat and Back. Does not stack.	6627TR 6627TL	573	600	621	652	697	713	752	827	863	932	1026	1144
			OVERALL DIMENSIONS			SEAT DIMENSIONS			BACK DIMENSIONS					
			W	D	H	W	D	H	W	H				
			26.25	27.75	33.25	18	17	17	18	15.5				
			RTA 00											
 <p>Armchair w/Tablet and Bookrack COM Yardage: 1 Freight Class: 250 Product Weight (lbs.): 34 Cubic Feet Per Carton: 16.25 (1 per carton)</p>	Upholstered Seat and Back. Does not stack.	6627TRB 6627TLB	676	703	724	755	800	816	855	930	966	1035	1129	1247
			OVERALL DIMENSIONS			SEAT DIMENSIONS			BACK DIMENSIONS					
			W	D	H	W	D	H	W	H				
			26.25	27.75	33.25	18	17	17	18	15.5				
			RTA 00											







DESCRIPTION	FEATURES	MODEL#	STANDARD FABRIC GRADES												
			1	2	3	4	5	6	7	8	9	10	11	12	
 <p>Armchair w/Tablet and Back pack rack COM Yardage: 1 Freight Class: 250 Product Weight (lbs.): 39 Cubic Feet Per Carton: 16.25 (1 per carton)</p>	Upholstered Seat and Back. Does not stack.	6627TRP 6627TLP	692	719	740	771	816	832	871	946	982	1051	1145	1263	
			OVERALL DIMENSIONS			SEAT DIMENSIONS			BACK DIMENSIONS						
			W	D	H	W	D	H	W	H					
			26.25	27.75	33.25	18	17	17	18	15.5					
			RTA 00												
 <p>Armless Chair COM Yardage: 1 Freight Class: 150 Product Weight (lbs.): 25.75 Cubic Feet Per Carton: 18.5 (4 per carton)</p>	Upholstered Seat and Back. Stacks 5 high on floor.	6628	272	312	332	360	403	417	453	523	557	621	709	820	
			OVERALL DIMENSIONS			SEAT DIMENSIONS			BACK DIMENSIONS						
			W	D	H	W	D	H	W	H					
			20.5	23.	33.25	18	17	17	18	15.5					
			RTA 00												
 <p>Armless chair w/Bookrack COM Yardage: 1 Freight Class: 250 Product Weight (lbs.): 30 Cubic Feet Per Carton: 11.25 (1 per carton)</p>	Upholstered Seat and Back. Does not stack.	6628B 6628GB	374	400	420	449	491	504	542	611	645	710	798	908	
			OVERALL DIMENSIONS			SEAT DIMENSIONS			BACK DIMENSIONS						
			W	D	H	W	D	H	W	H					
			20.5	23.	33.25	18	17	17	18	15.5					
			RTA 00												
 <p>Armless Chair w/Back pack rack COM Yardage: 1 Freight Class: 250 Product Weight (lbs.): 30 Cubic Feet Per Carton: 11.25 (1 per carton)</p>	Upholstered Seat and Back. Does not stack.	6628P 6628GP	389	414	434	464	505	520	557	626	661	725	812	922	
			OVERALL DIMENSIONS			SEAT DIMENSIONS			BACK DIMENSIONS						
			W	D	H	W	D	H	W	H					
			20.5	23.	33.25	18	17	17	18	15.5					
			RTA 00												
 <p>Armless Chair w/Tablet COM Yardage: 1 Freight Class: 250 Product Weight (lbs.): 31 Cubic Feet Per Carton: 16 (2 per carton)</p>	Upholstered Seat and Back. Does not stack.	6628TR 6628TL	512	539	560	591	636	652	691	766	802	871	965	1083	
			OVERALL DIMENSIONS			SEAT DIMENSIONS			BACK DIMENSIONS						
			W	D	H	W	D	H	W	H					
			24.5	27.75	33.25	18	17	17	18	15.5					
			RTA 00												















MULTI-PURPOSE


DUET™ D


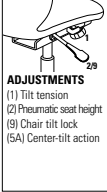

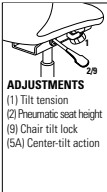

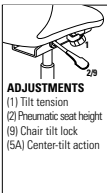

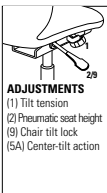

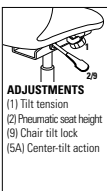
DESCRIPTION	FEATURES	MODEL#	STANDARD FABRIC GRADES											
			1	2	3	4	5	6	7	8	9	10	11	12
 <p>Armless Chair w/Tablet and Bookrack COM Yardage: 1 Freight Class: 250 Product Weight (lbs.): 38 Cubic Feet Per Carton: 16.25 (1 per carton)</p>	Upholstered Seat and Back. Does not stack.	6628TRB 6628TLB	1	2	3	4	5	6	7	8	9	10	11	12
			616	643	664	695	740	756	795	870	906	975	1069	1187
		OVERALL DIMENSIONS			SEAT DIMENSIONS			BACK DIMENSIONS						
		W	D	H	W	D	H	W	H					
			24.5	16.25	33.25	18	17	17	18	15.5				
			RTA 00											
 <p>Armless Chair w/Tablet and Back pack rack COM Yardage: 1 Freight Class: 250 Product Weight (lbs.): 38 Cubic Feet Per Carton: 16.25 (1 per carton)</p>	Upholstered Seat and Back. Does not stack.	6628TRP 6628TLP	1	2	3	4	5	6	7	8	9	10	11	12
			633	660	681	712	757	773	812	887	923	992	1086	1204
		OVERALL DIMENSIONS			SEAT DIMENSIONS			BACK DIMENSIONS						
		W	D	H	W	D	H	W	H					
			24.5	27.75	33.25	18	17	17	18	15.5				
			RTA 00											
 <p>Barstool with Arms COM Yardage: N/A Freight Class: 250 Product Weight (lbs.): 30 Cubic Feet Per Carton: 10.75 (2 per carton)</p>	Stacks 5 high on floor.	6630	1	2	3	4	5	6	7	8	9	10	11	12
			410	-	-	-	-	-	-	-	-	-	-	-
		OVERALL DIMENSIONS			SEAT DIMENSIONS			BACK DIMENSIONS						
		W	D	H	W	D	H	W	H					
			25.5	23.5	45	18	17.5	29.5	18	16				
			RTA 00											
 <p>Armless Barstool COM Yardage: N/A Freight Class: 250 Product Weight (lbs.): 29 Cubic Feet Per Carton: 8.75 (2 per carton)</p>	Stacks 12 high on floor.	6631	1	2	3	4	5	6	7	8	9	10	11	12
			305	-	-	-	-	-	-	-	-	-	-	-
		OVERALL DIMENSIONS			SEAT DIMENSIONS			BACK DIMENSIONS						
		W	D	H	W	D	H	W	H					
			20.75	23.5	45	18	17.5	29.5	18	16				
			RTA 00											
 <p>Barstool with Arms COM Yardage: 1 Freight Class: 250 Product Weight (lbs.): 31 Cubic Feet Per Carton: 21.5 (2 per carton)</p>	Upholstered Seat Stacks 5 high on floor	6632	1	2	3	4	5	6	7	8	9	10	11	12
			474	498	517	546	586	599	635	701	733	795	878	983
		OVERALL DIMENSIONS			SEAT DIMENSIONS			BACK DIMENSIONS						
		W	D	H	W	D	H	W	H					
			25.5	23.5	45	18	17.5	30	18	15.5				
			RTA 00											


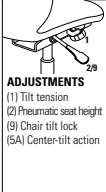

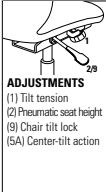
DESCRIPTION	FEATURES	MODEL#	STANDARD FABRIC GRADES											
			1	2	3	4	5	6	7	8	9	10	11	12
 Armless Barstool COM Yardage: 1 Freight Class: 250 Product Weight (lbs.): 30 Cubic Feet Per Carton: 17.5 (2 per carton)	Upholstered Seat. Stacks 5 high on floor.	6633	366	390	409	437	477	491	526	592	624	686	770	874
			OVERALL DIMENSIONS W D H			SEAT DIMENSIONS W D H			BACK DIMENSIONS W H					
			20.75	23.5	45	18	17.5	30	18	15.5				
			RTA 00											
 Barstool with Arms COM Yardage: 1 Freight Class: 250 Product Weight (lbs.): 31.50 Cubic Feet Per Carton: 10.75 (2 per carton)	Upholstered Seat and Back. Stacks 3 high on floor.	6637	501	525	544	573	613	626	662	728	760	822	905	1010
			OVERALL DIMENSIONS W D H			SEAT DIMENSIONS W D H			BACK DIMENSIONS W H					
			25.5	23.5	45	18	17.5	30	18	15.5				
			RTA 00											
 Armless Barstool COM Yardage: 1 Freight Class: 250 Product Weight (lbs.): 30.50 Cubic Feet Per Carton: 8.75 (2 per carton)	Upholstered Seat and Back. Stacks 3 high on floor.	6638	429	453	472	500	540	553	589	655	687	749	832	937
			OVERALL DIMENSIONS W D H			SEAT DIMENSIONS W D H			BACK DIMENSIONS W H					
			20.75	23.5	45	18	17.5	30	18	15.5				
			RTA 00											
 Counter Stool with Arms COM Yardage: N/A Freight Class: 250 Product Weight (lbs.): 25 Cubic Feet Per Carton: 10.75 (2 per carton)	Stacks 5 high on floor.	6660	408	-	-	-	-	-	-	-	-	-	-	-
			OVERALL DIMENSIONS W D H			SEAT DIMENSIONS W D H			BACK DIMENSIONS W H					
			25.5	23.5	39.5	18	17.5	24	18	16				
			RTA 00											
 Armless Counter Stool COM Yardage: N/A Freight Class: 250 Product Weight (lbs.): 24 Cubic Feet Per Carton: 8.75 (2 per carton)	Stacks 5 high on floor.	6661	356	-	-	-	-	-	-	-	-	-	-	-
			OVERALL DIMENSIONS W D H			SEAT DIMENSIONS W D H			BACK DIMENSIONS W H					
			20.75	23.5	39.5	18	17.5	24	18	16				
			RTA 00											

DESCRIPTION	FEATURES	MODEL#	STANDARD FABRIC GRADES											
			1	2	3	4	5	6	7	8	9	10	11	12
 <p>Counter Stool w/Arms COM Yardage: 1 Freight Class: 250 Product Weight (lbs.): 26 Cubic Feet Per Carton: 10.75 (2 per carton)</p>	Upholstered Seat. Stacks 5 high on floor.	6662	513	537	555	584	623	637	672	738	771	832	916	1020
			OVERALL DIMENSIONS			SEAT DIMENSIONS			BACK DIMENSIONS					
			W	D	H	W	D	H	W	H				
			20.75	23.5	39.5	18	17.5	24	18	16				
			RTA 00											
 <p>Armless Counter Stool COM Yardage: 1 Freight Class: 250 Product Weight (lbs.): 25 Cubic Feet Per Carton: 8.75 (2 per carton)</p>	Upholstered Seat. Stacks 5 high on floor.	6663	368	393	413	444	485	499	537	606	640	705	793	902
			OVERALL DIMENSIONS			SEAT DIMENSIONS			BACK DIMENSIONS					
			W	D	H	W	D	H	W	H				
			20.75	23.5	39.5	18	17.5	24	18	16				
			RTA 00											
 <p>Counter Stool w/Arms COM Yardage: 1 Freight Class: 250 Product Weight (lbs.): 26.50 Cubic Feet Per Carton: 10.75 (2 per carton)</p>	Upholstered Seat and Back. Stacks 3 high on floor.	6667	492	516	534	564	603	617	653	718	751	812	896	1001
			OVERALL DIMENSIONS			SEAT DIMENSIONS			BACK DIMENSIONS					
			W	D	H	W	D	H	W	H				
			25.5	23.5	39.5	18	17.5	24	18	16				
			RTA 00											
 <p>Armless Counter Stool COM Yardage: 1 Freight Class: 250 Product Weight (lbs.): 25.50 Cubic Feet Per Carton: 8.75 (2 per carton)</p>	Upholstered Seat and Back. Stacks 3 high on floor.	6668	418	443	461	490	529	543	578	644	677	738	822	926
			OVERALL DIMENSIONS			SEAT DIMENSIONS			BACK DIMENSIONS					
			W	D	H	W	D	H	W	H				
			20.75	23.5	39.5	18	17.5	24	18	16				
			RTA 00											
 <p>Seat Unit w/Arms COM Yardage: N/A Freight Class: 250 Product Weight (lbs.): 19 Cubic Feet Per Carton: 4.88 (2 per carton)</p>	Use with beams.	6690	271	-	-	-	-	-	-	-	-	-	-	
			OVERALL DIMENSIONS			SEAT DIMENSIONS			BACK DIMENSIONS					
			W	D	H	W	D	H	W	H				
			25.5	21	18	18	17.5	-	18	16				
			RTA 00 											

DESCRIPTION	FEATURES	MODEL#	STANDARD FABRIC GRADES											
			1	2	3	4	5	6	7	8	9	10	11	12
 Armless Seat Unit COM Yardage: N/A Freight Class: 150 Product Weight (lbs.): 18 Cubic Feet Per Carton: 3.25 (2 per carton)	Use with beams.	6691	199	-	-	-	-	-	-	-	-	-	-	
			OVERALL DIMENSIONS			SEAT DIMENSIONS			BACK DIMENSIONS					
			W	D	H	W	D	H	W	H				
			18	21	18	18	17.5	-	18	16				
														
 Seat Unit w/Arms COM Yardage: 1 Freight Class: 250 Product Weight (lbs.): 19 Cubic Feet Per Carton: 4.88 (2 per carton)	Upholstered Seat. Use with beams.	6692	332	356	375	403	443	456	492	557	590	652	735	840
			OVERALL DIMENSIONS			SEAT DIMENSIONS			BACK DIMENSIONS					
			W	D	H	W	D	H	W	H				
			25.5	21	18	18	17.5	-	18	15.5				
														
 Armless Seat Unit COM Yardage: 1 Freight Class: 150 Product Weight (lbs.): 19 Cubic Feet Per Carton: 3.25 (2 per carton)	Upholstered Seat. Use with beams.	6693	257	281	299	328	367	381	416	482	515	576	660	764
			OVERALL DIMENSIONS			SEAT DIMENSIONS			BACK DIMENSIONS					
			W	D	H	W	D	H	W	H				
			18	21	18	18	17.5	-	18	15.5				
														
 Seat Unit w/Arms COM Yardage: 1 Freight Class: 150 Product Weight (lbs.): 20 Cubic Feet Per Carton: 4.88 (2 per carton)	Upholstered Seat and Back. Use with beams.	6697	351	375	393	422	461	475	510	576	609	670	754	858
			OVERALL DIMENSIONS			SEAT DIMENSIONS			BACK DIMENSIONS					
			W	D	H	W	D	H	W	H				
			25.5	21	18	18	17	-	18	15.5				
														
 Armless Seat Unit COM Yardage: 1 Freight Class: 150 Product Weight (lbs.): 19 Cubic Feet Per Carton: 3.25 (2 per carton)	Upholstered Seat and Back. Use with beams.	6698	286	310	329	357	397	410	446	512	544	606	689	794
			OVERALL DIMENSIONS			SEAT DIMENSIONS			BACK DIMENSIONS					
			W	D	H	W	D	H	W	H				
			18	21	18	18	17	-	18	15.5				
														

DESCRIPTION	FEATURES	MODEL#	STANDARD FABRIC GRADES											
			1	2	3	4	5	6	7	8	9	10	11	12
 <p>Task COM Yardage: N/A Freight Class: 250 Product Weight (lbs.): 32 Cubic Feet Per Carton: 9.75</p>	 <p>ADJUSTMENTS (1) Tilt tension (2) Pneumatic seat height (9) Chair tilt lock (5A) Center-tilt action</p>	6720	390	-	-	-	-	-	-	-	-	-	-	-
			OVERALL DIMENSIONS			SEAT DIMENSIONS			BACK DIMENSIONS					
			W	D	H	W	D	H	W	H				
			25.5	21.5	32.5	18	17.5	14-19	18	16				
									RTA 1					
 <p>Task Armless COM Yardage: N/A Freight Class: 250 Product Weight (lbs.): 31 Cubic Feet Per Carton: 9.75</p>	 <p>ADJUSTMENTS (1) Tilt tension (2) Pneumatic seat height (9) Chair tilt lock (5A) Center-tilt action</p>	6721	300	-	-	-	-	-	-	-	-	-	-	
			OVERALL DIMENSIONS			SEAT DIMENSIONS			BACK DIMENSIONS					
			W	D	H	W	D	H	W	H				
			18.	21.5	32.5	18	17.5	14-19	18	16				
									RTA 1					
 <p>Task w/Arms COM Yardage: 1 Freight Class: 250 Product Weight (lbs.): 33 Cubic Feet Per Carton: 9.75</p>	 <p>ADJUSTMENTS (1) Tilt tension (2) Pneumatic seat height (9) Chair tilt lock (5A) Center-tilt action</p>	6722	430	454	473	501	540	555	589	656	688	749	833	938
			OVERALL DIMENSIONS			SEAT DIMENSIONS			BACK DIMENSIONS					
			W	D	H	W	D	H	W	H				
			25.5	21.5	41	18	17.5	14.5-19.5	18	15.5				
									RTA 1					
 <p>Task Armless COM Yardage: 1 Freight Class: 250 Product Weight (lbs.): 27 Cubic Feet Per Carton: 9.75</p>	 <p>ADJUSTMENTS (1) Tilt tension (2) Pneumatic seat height (9) Chair tilt lock (5A) Center-tilt action</p>	6723	340	364	383	411	450	465	499	566	598	659	743	847
			OVERALL DIMENSIONS			SEAT DIMENSIONS			BACK DIMENSIONS					
			W	D	H	W	D	H	W	H				
			18	21.5	32.5	18	17	14.5-19.5	18	15.5				
									RTA 1					
 <p>Task w/Arms COM Yardage: 1 Freight Class: 250 Product Weight (lbs.): 34 Cubic Feet Per Carton: 9.75</p>	 <p>ADJUSTMENTS (1) Tilt tension (2) Pneumatic seat height (9) Chair tilt lock (5A) Center-tilt action</p>	6727	490	514	533	561	600	615	649	716	748	809	893	997
			OVERALL DIMENSIONS			SEAT DIMENSIONS			BACK DIMENSIONS					
			W	D	H	W	D	H	W	H				
			25.5	21.5	32.5	18	17	14.5-19.5	18	16				
									RTA 1					

DESCRIPTION	FEATURES	MODEL#	STANDARD FABRIC GRADES													
			1	2	3	4	5	6	7	8	9	10	11	12		
 <p>Task Armless COM Yardage: 1 Freight Class: 250 Product Weight (lbs.): 33 Cubic Feet Per Carton: 9.75</p>	 <p>ADJUSTMENTS (1) Tilt tension (2) Pneumatic seat height (9) Chair tilt lock (5A) Center-tilt action</p>	6728	400	424	443	471	510	525	559	626	658	719	803	907		
			OVERALL DIMENSIONS			SEAT DIMENSIONS			BACK DIMENSIONS							
			W	D	H	W	D	H	W	H						
			18	21.5	32.5	18	17	14.5-19.5	18	15.5						
			RTA 1													
 <p>Drafting Stool w/Arms COM Yardage: N/A Freight Class: 150 Product Weight (lbs.): 38 Cubic Feet Per Carton: 9.75</p>	 <p>ADJUSTMENTS (1) Tilt tension (2) Pneumatic seat height (9) Chair tilt lock (5A) Center-tilt action</p>	6730	520	-	-	-	-	-	-	-	-	-	-	-		
			OVERALL DIMENSIONS			SEAT DIMENSIONS			BACK DIMENSIONS							
			W	D	H	W	D	H	W	H						
			25.5	21.5	41	18	17.5	21-31	18	16						
			RTA 1													
 <p>Drafting Stool - Armless COM Yardage: N/A Freight Class: 250 Product Weight (lbs.): 37 Cubic Feet Per Carton: 9.75</p>	 <p>ADJUSTMENTS (1) Tilt tension (2) Pneumatic seat height (9) Chair tilt lock (5A) Center-tilt action</p>	6731	460	-	-	-	-	-	-	-	-	-	-	-		
			OVERALL DIMENSIONS			SEAT DIMENSIONS			BACK DIMENSIONS							
			W	D	H	W	D	H	W	H						
			18	21.5	41	18	17.5	21.5-31.5	18	15.5						
			RTA 1													
 <p>Drafting Stool w/Arms COM Yardage: 1 Freight Class: 150 Product Weight (lbs.): 39 Cubic Feet Per Carton: 9.75</p>	 <p>ADJUSTMENTS (1) Tilt tension (2) Pneumatic seat height (9) Chair tilt lock (5A) Center-tilt action</p>	6732	580	605	624	652	691	706	740	807	839	900	984	1088		
			OVERALL DIMENSIONS			SEAT DIMENSIONS			BACK DIMENSIONS							
			W	D	H	W	D	H	W	H						
			25.5	21.5	41	18	17.5	21.5-31.5	18	15.5						
			RTA 1													
 <p>Drafting Stool - Armless COM Yardage: 1 Freight Class: 150 Product Weight (lbs.): 38 Cubic Feet Per Carton: 9.75</p>	 <p>ADJUSTMENTS (1) Tilt tension (2) Pneumatic seat height (9) Chair tilt lock (5A) Center-tilt action</p>	6733	520	544	563	591	630	645	679	746	778	839	923	1027		
			OVERALL DIMENSIONS			SEAT DIMENSIONS			BACK DIMENSIONS							
			W	D	H	W	D	H	W	H						
			18	21.5	41	18	17.5	21.5-31.5	18	15.5						
			RTA 1													

DESCRIPTION	FEATURES	MODEL#	STANDARD FABRIC GRADES											
			1	2	3	4	5	6	7	8	9	10	11	12
 <p>Drafting Stool w/Arms COM Yardage: 1 Freight Class: 150 Product Weight (lbs.): 40 Cubic Feet Per Carton: 9.75</p>	 <p>ADJUSTMENTS (1) Tilt tension (2) Pneumatic seat height (9) Chair tilt lock (5A) Center-tilt action</p>	6737	640	664	683	711	750	765	799	866	898	959	1043	1148
			OVERALL DIMENSIONS			SEAT DIMENSIONS			BACK DIMENSIONS					
			W	D	H	W	D	H	W	H				
			25.5	21.5	41	18	17	21.5-31.5	18	15.5				
			Ergonomic Features: C, M			RTA 1								
 <p>Drafting Stool - Armless COM Yardage: 1 Freight Class: 150 Product Weight (lbs.): 39 Cubic Feet Per Carton: 9.75</p>	 <p>ADJUSTMENTS (1) Tilt tension (2) Pneumatic seat height (9) Chair tilt lock (5A) Center-tilt action</p>	6738	580	604	623	651	690	705	739	806	838	899	983	1088
			OVERALL DIMENSIONS			SEAT DIMENSIONS			BACK DIMENSIONS					
			W	D	H	W	D	H	W	H				
			18	21.5	41	18	17	21.5-31.5	18	16.5				
			Ergonomic Features: C, M			RTA 1								

FILE BUDDY™



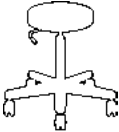

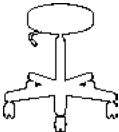

model 1105



model 1110 Shown with 25-400 Vertical File

STANDARD FEATURES

- Standard with C65 casters.
- Shipped R.T.A. (Ready to assemble).
- Not available in Leather.
- Pneumatic. Black, five-legged, injection molded base.
- 12" diameter seat.

DESCRIPTION	FEATURES	MODEL#	STANDARD FABRIC GRADES											
			1	2	3	4	5	6	7	8	9	10	11	12
 <p>Swivel Stool 5" Pneumatic, 20" Base COM Yardage: .75 Freight Class: 125 Product Weight (lbs.): 11 Cubic Feet Per Carton: 2.90</p>		1105	281	298	313	335	365	381	403	455	479	525	591	671
			OVERALL DIMENSIONS			SEAT DIMENSIONS			BACK DIMENSIONS					
			W	D	H	W	D	H	W	H				
			14	14	18.5	14	-	16.5-21.5	-	-				
			RTA 1											
 <p>Swivel Stool 10" Pneumatic, 22" Base COM Yardage: .75 Freight Class: 125 Product Weight (lbs.): 17 Cubic Feet Per Carton: 2.90</p>		1110	328	343	359	382	411	427	448	500	524	571	637	718
			OVERALL DIMENSIONS			SEAT DIMENSIONS			BACK DIMENSIONS					
			W	D	H	W	D	H	W	H				
			14	14	27.5	14	-	22.5-32.5	-	-				
			RTA 1											

FINCH™



model 2141



model 2142

STANDARD FEATURES

- Frame available in monochromatic Black (BK) Only.
- Molded plastic seat and outer back shell.
- Armless chairs stack 8 high on the floor or on 2170 dolly. Please see page 199.
- Armchairs stack 4 high on the floor or on 2170 dolly.
- Stacked chairs may leave frame impressions in chair(s) below.
- **Specifications and pricing are for 1 chair.**

- Ganging chairs with model 2146. Can be used on Finch and Flexon Models. Use 1 clamp for armless models 2142 and Flexon model 2149, applied on rear legs. Use 2 clamps on arm chairs 2141 and Flexon 2148 applied on front and rear legs.

OPTIONAL FEATURES

- For availability of chair series in Vinyl, please contact a Global Sales Representative.
- Please note due to the curvature of the chair back, upholstery may bunch or crease in the center.
- Not available in Leather.

DESCRIPTION	FEATURES	MODEL#	STANDARD FABRIC GRADES											
-------------	----------	--------	------------------------	--	--	--	--	--	--	--	--	--	--	--



Stacking Chair

COM Yardage: .75
 Freight Class: 150
 Product Weight (lbs.): 17.3
 Cubic Feet Per Carton: 14.5 (3 per carton)

Stacks 4 high on floor or dolly.

	1	2	3	4	5	6	7	8	9	10	11	12
2141	283	301	315	336	366	377	403	453	476	523	585	664

OVERALL DIMENSIONS			SEAT DIMENSIONS			BACK DIMENSIONS	
W	D	H	W	D	H	W	H

21.25	23	32	18	18	18	18	14
-------	----	----	----	----	----	----	----

RTA 00



Armless Stacking Chair

COM Yardage: .75
 Freight Class: 250
 Product Weight (lbs.): 16.67
 Cubic Feet Per Carton: 4.17 (3 per carton)

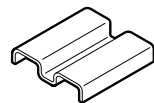
Stacks 8 high on floor or dolly.

	1	2	3	4	5	6	7	8	9	10	11	12
2142	280	298	312	333	363	374	400	450	473	520	582	661

OVERALL DIMENSIONS			SEAT DIMENSIONS			BACK DIMENSIONS	
W	D	H	W	D	H	W	H

21	23	30.5	18	15	18.5	17	14.5
----	----	------	----	----	------	----	------

RTA 00



Ganging Clamp

COM Yardage: N/A
 Freight Class: 70
 Product Weight (lbs.): .50
 Cubic Feet Per Carton: .01 (1 per carton)

	1	2	3	4	5	6	7	8	9	10	11	12
2146	34	-	-	-	-	-	-	-	-	-	-	-

OVERALL DIMENSIONS			SEAT DIMENSIONS			BACK DIMENSIONS	
W	D	H	W	D	H	W	H

3.5	3	0.75	-	-	-	-	-
-----	---	------	---	---	---	---	---

RTA 00



FLEXON®



Dolly 2170

model 2149

STANDARD FEATURES

- Seats and backs are only available in Black (BLK).
- Frame available in monochromatic Black (BK) Only.
- Side chairs can be ganged together using ganging clamp model 2146. Can be used only with model 2149.
- Models 2148 and 2149 stacks 10 high on the floor or on dolly 2170.
- Model 2169 can stack 12 high on floor or on dolly 2170.

- Specifications and pricing are for 1 chair.
- Model 2168 standard with black injected molded armcaps.

DESCRIPTION

FEATURES

MODEL#

STANDARD FABRIC GRADES



Stacking Chair

COM Yardage: N/A
 Freight Class: 250
 Product Weight (lbs.): 15
 Cubic Feet Per Carton: 5.88 (2 per carton)

Stacks 10 high on floor or dolly.

	1	2	3	4	5	6	7	8	9	10	11	12
--	---	---	---	---	---	---	---	---	---	----	----	----

2148	193	-	-	-	-	-	-	-	-	-	-	-
------	-----	---	---	---	---	---	---	---	---	---	---	---

OVERALL DIMENSIONS			SEAT DIMENSIONS			BACK DIMENSIONS	
W	D	H	W	D	H	W	H

21	23	30.5	18	18	17	18	14
----	----	------	----	----	----	----	----

RTA 00



Armless Stacking Chair

COM Yardage: N/A
 Freight Class: 250
 Product Weight (lbs.): 14.50
 Cubic Feet Per Carton: 5.88 (2 per carton)

Stacks 10 high on floor or dolly.

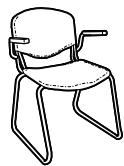
	1	2	3	4	5	6	7	8	9	10	11	12
--	---	---	---	---	---	---	---	---	---	----	----	----

2149	179	-	-	-	-	-	-	-	-	-	-	-
------	-----	---	---	---	---	---	---	---	---	---	---	---

OVERALL DIMENSIONS			SEAT DIMENSIONS			BACK DIMENSIONS	
W	D	H	W	D	H	W	H

21	23	30.5	18	18	17	18	14
----	----	------	----	----	----	----	----

RTA 00



Nesting Chair

COM Yardage: N/A
 Freight Class: 250
 Product Weight (lbs.): 15
 Cubic Feet Per Carton: 7.25 (2 per carton)

Stacks 12 high on floor or dolly.

	1	2	3	4	5	6	7	8	9	10	11	12
--	---	---	---	---	---	---	---	---	---	----	----	----

2168	193	-	-	-	-	-	-	-	-	-	-	-
------	-----	---	---	---	---	---	---	---	---	---	---	---

OVERALL DIMENSIONS			SEAT DIMENSIONS			BACK DIMENSIONS	
W	D	H	W	D	H	W	H

26	22.5	32	18	18	17	18	14
----	------	----	----	----	----	----	----

RTA 00



Armless Nesting Chair

COM Yardage: N/A
 Freight Class: 250
 Product Weight (lbs.): 14
 Cubic Feet Per Carton: 5.88 (2 per carton)

Stacks 12 high on floor or dolly.

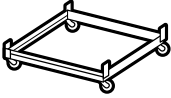

	1	2	3	4	5	6	7	8	9	10	11	12
--	---	---	---	---	---	---	---	---	---	----	----	----

2169	179	-	-	-	-	-	-	-	-	-	-	-
------	-----	---	---	---	---	---	---	---	---	---	---	---


OVERALL DIMENSIONS			SEAT DIMENSIONS			BACK DIMENSIONS	
W	D	H	W	D	H	W	H

22	22.5	31	18	18	17	18	14
----	------	----	----	----	----	----	----

RTA 00

DESCRIPTION	FEATURES	MODEL#	STANDARD FABRIC GRADES													
			1	2	3	4	5	6	7	8	9	10	11	12		
 <p>Dolly COM Yardage: N/A Freight Class: 150 Product Weight (lbs.): 14 Cubic Feet Per Carton: 2.90</p>		2170	230	-	-	-	-	-	-	-	-	-	-	-	-	
	OVERALL DIMENSIONS			SEAT DIMENSIONS			BACK DIMENSIONS									
	W	D	H	W	D	H	W	H								
			23.5	24	4	-	-	-	-	-						
			RTA 00													

GALAXY® PLUS



model 948

model 949

STANDARD FEATURES

- "Hospitality" chairs will be shipped with a longer lead-time than Global standard commercial chairs.
- Standard in a Chrome frame.
- Walnut Finished armrest on model 948.
- Extra thick foam seat and back.
- Stacks up to 10 high floor and on dolly model 905, page 202.
- Weight capacity for the Galaxy Plus series is 300lbs.
- **Specifications and pricing are for 1 chair.**


OPTIONAL FEATURES

- For Black (BLK) frame. Add \$29.00.
- For availability of chair series in Vinyl, please contact a Global Sales Representative.
- Not available in Leather.
- Satin Brass (SB) and Antique Copper (AC) will only be available by special quote.



Stacking Armchair Heavy Duty
COM Yardage:1
Freight Class: 150
Product Weight (lbs.): 18
Cubic Feet Per Carton: 4.31 (4 per carton)


Stacks 10 high on floor or dolly.

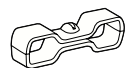
	1	2	3	4	5	6	7	8	9	10	11	12
948	297	320	339	367	407	426	455	522	553	616	699	802
OVERALL DIMENSIONS			SEAT DIMENSIONS			BACK DIMENSIONS						
W	D	H	W	D	H	W	H					
21.5	22.5	33	16.5	17	18.5	16.5	14.5					
			RTA 00									



Stacking Armless Chair Heavy Duty
COM Yardage:1
Freight Class: 250
Product Weight (lbs.): 17
Cubic Feet Per Carton: 4.31 (4 per carton)


Stacks 10 high on floor or dolly.

	1	2	3	4	5	6	7	8	9	10	11	12
949	287	310	329	357	397	416	445	512	543	606	689	792
OVERALL DIMENSIONS			SEAT DIMENSIONS			BACK DIMENSIONS						
W	D	H	W	D	H	W	H					
19	22.5	33	16.5	17	18.5	16.5	14.5					
			RTA 00									



Ganging Clamp
COM Yardage: N/A
Freight Class: N/A
Product Weight (lbs.): 1
Cubic Feet Per Carton: .10

Galaxy Plus chairs.
Zinc plated.

	1	2	3	4	5	6	7	8	9	10	11	12
906	22	-	-	-	-	-	-	-	-	-	-	-
OVERALL DIMENSIONS			SEAT DIMENSIONS			BACK DIMENSIONS						
W	D	H	W	D	H	W	H					
3	0.75	1	-	-	-	-	-					
			RTA 00									

ISLANDS™



model 4075

model 4076

STANDARD FEATURES

- Islands offers wood guest seating with contemporary styling.
- Offered in two styles; Upholstered back pad or Horizontal wood slat.
- When upholstered in Leather, there are additional stitching details with a seam across the middle of the back and two seams on the seat.
- Does not stack.

OPTIONAL FEATURES

- Frame available in Absolute (AAM), Black (BKM), Cherry (ACM), Espresso Cafe (ECM), English Oak (EOM), Fruitwood (TFM), Gray (HGM), Honey (AHM), Mahogany (TMM), Maple (AVM), Medium Walnut (MWM), Night (ASM), Shaker Cherry (SKM), Walnut (TWM), WC Cream (WTM), White (WHM) and Winter Cherry (WCE). Please Specify. Genuine maple faced veneers and solids are used.
- Offered in Fabric, Vinyl and Leather.

DESCRIPTION

FEATURES

MODEL#

STANDARD FABRIC GRADES



4075



4075LM

Armchair Upholstered back.
COM Yardage: 1.50
Freight Class: 300
Product Weight (lbs.): 25
Cubic Feet Per Carton: 13.25

Does not stack.

Ergonomic Features:
M, N

	1	2	3	4	5	6	7	8	9	10	11	12
--	---	---	---	---	---	---	---	---	---	----	----	----

4075	625	665	696	744	811	835	894	1006	1060	1164	1305	1481
-------------	-----	-----	-----	-----	-----	-----	-----	------	------	------	------	------

4075LM Leather/Mock Leather	-	-	-	-	776	803	855	949	1003	1089	1221	1378
---------------------------------------	---	---	---	---	-----	-----	-----	-----	------	------	------	------

OVERALL DIMENSIONS

SEAT DIMENSIONS

BACK DIMENSIONS

W	D	H	W	D	H	W	H
---	---	---	---	---	---	---	---

24.5	23.5	32	20.5	18	18.5	19	13
------	------	----	------	----	------	----	----

RTA 00



4076



650L

Armchair Horizontal wood slat back.
COM Yardage: 1
Freight Class: 300
Product Weight (lbs.): 25
Cubic Feet Per Carton: 13.25

Does not stack.

Ergonomic Features:
M, N

	1	2	3	4	5	6	7	8	9	10	11	12
--	---	---	---	---	---	---	---	---	---	----	----	----

4076	650	677	698	729	774	790	829	904	940	1009	1103	1221
-------------	-----	-----	-----	-----	-----	-----	-----	-----	-----	------	------	------

4076L Leather	-	-	-	-	-	-	-	940	989	1049	1152	1270
-------------------------	---	---	---	---	---	---	---	-----	-----	------	------	------

OVERALL DIMENSIONS

SEAT DIMENSIONS

BACK DIMENSIONS

W	D	H	W	D	H	W	H
---	---	---	---	---	---	---	---

24.5	23.5	32	20.5	18	18.5	19	13
------	------	----	------	----	------	----	----

RTA 00

KEY®



model 2155



model 2512 & 2151



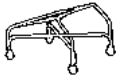



STANDARD FEATURES

- Model 2151 cannot be ganged together or ganged with armless models.
- Model 2151 stacks 10 high on floor or dolly 2155.
- Model 2152 stacks 13 high on floor and 15 high on dolly 2155.
- Standard with Black (BK) glides.
- Frame is standard in Chrome (CH). A chrome frame is recommended when stacking chairs.
- Weight capacity for the Key series is 200lbs.
- **Specifications and pricing are for 1 chair.**

- Stacked chairs may leave frame impressions in chair(s) below.
- On model 2151 Black injected molded armcaps are standard.

OPTIONAL FEATURES

- Non Marking (NM) glides are available at No Charge to replace. Black glides. Please Specify.
- Frame is also available in Black (BK). Please Specify. Add \$25.00.
- For availability of chair series in Vinyl, please contact a Global Sales Representative.
- Not available in Leather.

DESCRIPTION	FEATURES	MODEL#	STANDARD FABRIC GRADES													
			1	2	3	4	5	6	7	8	9	10	11	12		
 <p>Nesting Chair COM Yardage: 1 Freight Class: 250 Product Weight (lbs.): 250 Cubic Feet Per Carton: 3.92 (3 per carton)</p>	Stacks 10 high on floor or dolly.	2151	206	231	250	280	320	336	371	441	472	538	622	731		
		OVERALL DIMENSIONS			SEAT DIMENSIONS			BACK DIMENSIONS								
		W	D	H	W	D	H	W	H							
			22.5	23.5	30	16.5	16.5	18	18	13.5	RTA 00					
 <p>Nesting - Armless Chair COM Yardage: 1 Freight Class: 250 Product Weight (lbs.): 12.33 Cubic Feet Per Carton: 3.25 (3 per carton)</p>	Stacks 13 high on floor. Stacks 15 high on dolly.	2152	166	191	207	237	277	294	330	399	430	495	580	688!		
		OVERALL DIMENSIONS			SEAT DIMENSIONS			BACK DIMENSIONS								
		W	D	H	W	D	H	W	H							
			18.5	23.5	30	16.5	16.5	18	18	13.5	RTA 00					
 <p>Dolly COM Yardage: N/A Freight Class: 300 Product Weight (lbs.): 11 Cubic Feet Per Carton: 7.50 (1 per carton)</p>	Accommodates 15 chairs.	2155	261	-	-	-	-	-	-	-	-	-	-	-		
		OVERALL DIMENSIONS			SEAT DIMENSIONS			BACK DIMENSIONS								
		W	D	H	W	D	H	W	H							
			22	26.5	18	-	-	-	-	-	RTA 00					
 <p>Ganging Clamp COM Yardage: N/A Freight Class: 70 Product Weight (lbs.): 0 Cubic Feet Per Carton: 1 (10 per carton)</p>	Ganging 2152 & 2162 only. Zinc plated	2156	20	-	-	-	-	-	-	-	-	-	-	-		
		OVERALL DIMENSIONS			SEAT DIMENSIONS			BACK DIMENSIONS								
		W	D	H	W	D	H	W	H							
			3	0.75	1	-	-	-	-	-	RTA 00					

LAYNE™



model 8520T

model 8525T

STANDARD FEATURES

- Layne offers classic styling and value in a finely crafted wood framed side chair series.
- Offered in four back styles; Fully Upholstered, Picture Frame or Vertical Wood Slat.
- Does not stack.

OPTIONAL FEATURES

- Wood frames are available in Absolute (AAM), Black (BKM), Cherry (ACM), Espresso Cafe (ECM), English Oak (EOM), Fruitwood (TFM), Gray (HGM), Honey (AHM), Mahogany (TMM), Maple (AVM), Medium Walnut (MWM), Night (ASM), Shaker Cherry (SKM), Walnut (TWM), WC Cream (WTM), White (WHM) and Winter Cherry (WCE). Please Specify. Genuine maple faced veneers and solids are used.
- Offered in Fabric, Vinyl and Leather.

DESCRIPTION

FEATURES

MODEL#

STANDARD FABRIC GRADES



Armless Upholstered Side Chair
 COM Yardage: 1.25
 Freight Class: 300
 Product Weight (lbs.): 18
 Cubic Feet Per Carton: 16

Does not stack.

Ergonomic Features:
 M, N

RTA 00

	1	2	3	4	5	6	7	8	9	10	11	12
8520T	580	609	632	665	713	730	772	851	889	963	1063	1188

OVERALL DIMENSIONS

W D H

22.5 23 33

SEAT DIMENSIONS

W D H

20 18.25 18

BACK DIMENSIONS

W H

17.5 14



Fully Upholstered Armchair
 COM Yardage: 1.50
 Freight Class: 300
 Product Weight (lbs.): 20
 Cubic Feet Per Carton: 16

Does not stack.

Ergonomic Features:
 M, N

RTA 00

	1	2	3	4	5	6	7	8	9	10	11	12
8521T	625	659	686	726	783	804	854	949	995	1083	1203	1353

OVERALL DIMENSIONS

W D H

22.5 23 33

SEAT DIMENSIONS

W D H

20 18.25 18

BACK DIMENSIONS

W H

17.5 14



Picture Frame Armchair
 COM Yardage: 1
 Freight Class: 300
 Product Weight (lbs.): 20
 Cubic Feet Per Carton: 16

Does not stack.

Ergonomic Features:
 M, N

RTA 00

	1	2	3	4	5	6	7	8	9	10	11	12
8522T	700	723	741	768	806	819	853	916	947	1006	1086	1186

OVERALL DIMENSIONS

W D H

22.5 23 33

SEAT DIMENSIONS

W D H

20 18.25 18

BACK DIMENSIONS

W H

17.5 14



Upholstered Armchair
 COM Yardage: 1.25
 Freight Class: 300
 Product Weight (lbs.): 18
 Cubic Feet Per Carton: 16

Does not stack.

Ergonomic Features:
 M, N

RTA 00

	1	2	3	4	5	6	7	8	9	10	11	12
8525T	660	690	713	748	798	816	859	942	982	1059	1164	1294

OVERALL DIMENSIONS

W D H

22.5 23 33

SEAT DIMENSIONS


W D H

20 18.25 18

BACK DIMENSIONS

W H

17.5 14

DESCRIPTION	FEATURES	MODEL#	STANDARD FABRIC GRADES											
			1	2	3	4	5	6	7	8	9	10	11	12
 Vertical Wood Slat Armchair COM Yardage: .75 Freight Class: 300 Product Weight (lbs.): 18 Cubic Feet Per Carton: 16	Does not stack. Ergonomic Features: M, N	8526T	685	703	717	737	765	776	801	848	871	915	975	1050
		OVERALL DIMENSIONS W D H			SEAT DIMENSIONS W D H			BACK DIMENSIONS W H						
			21	23	33	20	18.25	18	17.5	14				

RTA 00

LITE




Closed Loop Arms.

STANDARD FEATURES


- Lite is a modern series inspired by classic designs.
- Arms are offered in a choice of cantilevered or closed loop, both are extremely strong as they are made from fiberglass reinforced nylon - Black only.
- Frame is a heavy duty, equipped with Sytex™ a high-strength polyester webbing suspension system for extra comfort. Cantilever frame models are 1" diameter 1 gauge tubular steel. Four legged frames are 1" diameter front legs and 7/8" diameter rear legs, 12 and 14 gauge tubular steel depending on the model.
- All models are equipped with Black non-marking glides as standard.
- All models are rated for 300lbs, active user load per seat.
- Select models will meet the requirements of CAL133 when upholstered using appropriate upholstery materials. Depending on upholstery specified, up charges will apply.
- All models are fully assembled.
- Four legged models are standard with a wall saver frame. the base touches the wall before the upper back to protect the wall from damage.

OPTIONAL FEATURES






- Mesh models are available in any of the 24 standard Vue Mesh colors. Seat and back will be the same color mesh. Please specify color: Sandy Beach (VU10), Dessert Sand (VU11), Orange Sunset (VU12), Chocolate Fountain (VU13), Artic Blue (VU14), Quarry Grey (VU15), Tidal Wave (VU16), Ivy Moss (VU17), Red Rose (VU18), Black (VU19), White (VU20), Lime (VU21), Chartreuse (VU23), Pool Blue (VU26), Sky (VU28), Ice (VU30), Primary Blue (VU32), Tangerine (VU34), Paprika (VU37), Grain (VU40), Yellow (VU43), Silver Grey (VU55), Silver (VU63), Hot Pink (VU65) and Red Mittens (VU70)
- Upholstered models are available in fabric, vinyl, Leather or Leather/Mock Leather combination. Except Quilt.
- Caster models are standard with C82 dual wheel carpet casters. For hard floor surface flooring casters please specify C9R, add \$63.00.
- Metal frame finish is standard in Black (BLK). Optional Tungsten (TUN) finish is available at no upcharge. Please specify finish.
- Optional Chrome (CHR) finish, add \$65.00 Please specify finish.
- Measurement shown for weight is per unit.

	STANDARD FABRIC GRADES											
	1	2	3	4	5	6	7	8	9	10	11	12
 Four-legged Frame Armless COM Yardage: N/A Freight Class: 150 Product Weight (lbs.): 26 Cubic Feet Per Carton: 12.5	Does not stack.											
	5940	513										
OVERALL DIMENSIONS W D H			SEAT DIMENSIONS W D H			BACK DIMENSIONS W H						
	21.75	24.75	34.25	20	17	19	16	19				

RTA 00






	STANDARD FABRIC GRADES											
	1	2	3	4	5	6	7	8	9	10	11	12
 Four-legged Frame Armless w/Casters COM Yardage: N/A Freight Class: 150 Product Weight (lbs.): 26 Cubic Feet Per Carton: 12.5	Does not stack.											
	5940C	595										
OVERALL DIMENSIONS W D H			SEAT DIMENSIONS W D H			BACK DIMENSIONS W H						
	21.75	24.75	34.25	20	17	19	16	19				


RTA 00


DESCRIPTION	FEATURES	MODEL#	STANDARD FABRIC GRADES													
			1	2	3	4	5	6	7	8	9	10	11	12		
 <p>Four-legged Frame w/Cantilever Arms COM Yardage: N/A Freight Class: 150 Product Weight (lbs.): 29 Cubic Feet Per Carton: 13.75</p>	Does not stack.	5941	590													
			OVERALL DIMENSIONS			SEAT DIMENSIONS			BACK DIMENSIONS							
			W	D	H	W	D	H	W	H						
			24	25.5	34.25	20	17	19	16	19						
			RTA 00													
 <p>Four-legged Frame w/Cantilever Arms & Casters COM Yardage: N/A Freight Class: 150 Product Weight (lbs.): 29 Cubic Feet Per Carton: 13.75</p>	Does not stack.	5941C	671													
			OVERALL DIMENSIONS			SEAT DIMENSIONS			BACK DIMENSIONS							
			W	D	H	W	D	H	W	H						
			24	25.5	34.25	20	17	19	16	19						
			RTA 00													
 <p>Four-legged Frame w/ Loop Arms COM Yardage: N/A Freight Class: 150 Product Weight (lbs.): 29 Cubic Feet Per Carton: 13.75</p>	Does not stack.	5942	590													
			OVERALL DIMENSIONS			SEAT DIMENSIONS			BACK DIMENSIONS							
			W	D	H	W	D	H	W	H						
			23.75	25.5	34.25	20	17	19	16	19						
			RTA 00													
 <p>Four-legged Frame w/ Loop Arms & Casters COM Yardage: N/A Freight Class: 150 Product Weight (lbs.): 29 Cubic Feet Per Carton: 13.75</p>	Does not stack.	5942C	671													
			OVERALL DIMENSIONS			SEAT DIMENSIONS			BACK DIMENSIONS							
			W	D	H	W	D	H	W	H						
			23.75	25.5	34.25	20	17	19	16	19						
			RTA 00													
 <p>Cantilever Frame Armless COM Yardage: N/A Freight Class: 150 Product Weight (lbs.): 27 Cubic Feet Per Carton: 12.5</p>	Does not stack.	5943	556													
			OVERALL DIMENSIONS			SEAT DIMENSIONS			BACK DIMENSIONS							
			W	D	H	W	D	H	W	H						
			21.75	23.5	34.25	20	17	19	16	19						
			RTA 00													


MULTI-PURPOSE


LITE L


DESCRIPTION	FEATURES	MODEL#	STANDARD FABRIC GRADES												
			1	2	3	4	5	6	7	8	9	10	11	12	
 <p>Cantilever Frame w/Cantilever Arms COM Yardage: N/A Freight Class: 150 Product Weight (lbs.): 35 Cubic Feet Per Carton: 13.75</p>	Does not stack.	5944	633												
		OVERALL DIMENSIONS			SEAT DIMENSIONS			BACK DIMENSIONS							
		W	D	H	W	D	H	W	H						
		24	23.5	34.25	20	17	19	16	19						
		RTA 00													
 <p>Cantilever Frame w/Loop Arms COM Yardage: N/A Freight Class: 150 Product Weight (lbs.): 35 Cubic Feet Per Carton: 13.75</p>	Does not stack.	5945	633												
		OVERALL DIMENSIONS			SEAT DIMENSIONS			BACK DIMENSIONS							
		W	D	H	W	D	H	W	H						
		23.75	23.5	34.25	20	17	19	16	19						
		RTA 00													
 <p>Upholstered Four-legged Frame Armless COM Yardage: 1.50 Freight Class: 150 Product Weight (lbs.): 26 Cubic Feet Per Carton: 12.5</p>	Does not stack.	5950	424	463	493	539	604	634	693	787	859	939	1105	1281	
		5950LM	-	-	-	-	604	-	-	787	859	939	1105	1281	
		OVERALL DIMENSIONS			SEAT DIMENSIONS			BACK DIMENSIONS							
		W	D	H	W	D	H	W	H						
		21.75	24.75	34.25	20	17	19	16	19						
RTA 00															
 <p>Upholstered Four-legged Frame Armless w/Casters COM Yardage: 1.50 Freight Class: 150 Product Weight (lbs.): 26 Cubic Feet Per Carton: 12.5</p>	Does not stack.	5950C	505	544	574	620	685	715	774	868	940	1020	1186	1362	
		5950CLM	-	-	-	-	685	-	-	868	940	1020	1186	1362	
		OVERALL DIMENSIONS			SEAT DIMENSIONS			BACK DIMENSIONS							
		W	D	H	W	D	H	W	H						
		21.75	24.75	34.25	20	17	19	16	19						
RTA 00															
 <p>Upholstered Four-legged Frame w/Cantilever Arms COM Yardage: 1.50 Freight Class: 150 Product Weight (lbs.): 29 Cubic Feet Per Carton: 13.75</p>	Does not stack.	5951	500	539	569	615	680	710	769	863	935	1015	1181	1357	
		5951LM	-	-	-	-	680	-	-	863	935	1015	1181	1357	
		OVERALL DIMENSIONS			SEAT DIMENSIONS			BACK DIMENSIONS							
		W	D	H	W	D	H	W	H						
		24	25.5	34.25	20	17	19	16	19						
RTA 00															


DESCRIPTION	FEATURES	MODEL#	STANDARD FABRIC GRADES											
			1	2	3	4	5	6	7	8	9	10	11	12
 <p>Upholstered Four-legged Frame w/Cantilever Arms & Casters COM Yardage: 1.50 Freight Class: 150 Product Weight (lbs.): 29 Cubic Feet Per Carton: 13.75</p>	Does not stack.	5951C	582	621	651	697	762	792	851	945	1017	1097	1263	1439
		5951CLM	-	-	-	-	762	-	-	945	1017	1097	1263	1439
		OVERALL DIMENSIONS			SEAT DIMENSIONS			BACK DIMENSIONS						
		W	D	H	W	D	H	W	H					
			24	25.5	34.25	20	17	19	16	19				
			RTA 00											

DESCRIPTION	FEATURES	MODEL#	STANDARD FABRIC GRADES											
			1	2	3	4	5	6	7	8	9	10	11	12
 <p>Upholstered Four-legged Frame w/Loop Arms COM Yardage: 1.50 Freight Class: 150 Product Weight (lbs.): 29 Cubic Feet Per Carton: 13.75</p>	Does not stack.	5952	500	539	569	615	680	710	769	863	935	1015	1181	1357
		5952LM	-	-	-	-	680	-	-	863	935	1015	1181	1357
		OVERALL DIMENSIONS			SEAT DIMENSIONS			BACK DIMENSIONS						
		W	D	H	W	D	H	W	H					
			23.75	25.5	34.25	20	17	19	16	19				
			RTA 00											

DESCRIPTION	FEATURES	MODEL#	STANDARD FABRIC GRADES											
			1	2	3	4	5	6	7	8	9	10	11	12
 <p>Upholstered Four-legged Frame w/Loop Arms & Casters COM Yardage: 1.50 Freight Class: 150 Product Weight (lbs.): 29 Cubic Feet Per Carton: 13.75</p>	Does not stack.	5952C	582	621	651	697	762	792	851	945	1017	1097	1263	1439
		5952CLM	-	-	-	-	762	-	-	945	1017	1097	1263	1439
		OVERALL DIMENSIONS			SEAT DIMENSIONS			BACK DIMENSIONS						
		W	D	H	W	D	H	W	H					
			23.75	25.5	34.25	20	17	19	16	19				
			RTA 00											

DESCRIPTION	FEATURES	MODEL#	STANDARD FABRIC GRADES											
			1	2	3	4	5	6	7	8	9	10	11	12
 <p>Upholstered Cantilever Frame Armless COM Yardage: 1.50 Freight Class: 150 Product Weight (lbs.): 27 Cubic Feet Per Carton: 12.5</p>	Does not stack.	5953	466	505	535	581	646	676	735	829	901	981	1147	1323
		5953LM	-	-	-	-	646	-	-	829	901	981	1147	1323
		OVERALL DIMENSIONS			SEAT DIMENSIONS			BACK DIMENSIONS						
		W	D	H	W	D	H	W	H					
			21.75	23.5	34.25	20	17	19	16	19				
			RTA 00											

DESCRIPTION	FEATURES	MODEL#	STANDARD FABRIC GRADES											
			1	2	3	4	5	6	7	8	9	10	11	12
 <p>Upholstered Cantilever Frame w/Cantilever Arms COM Yardage: 1.50 Freight Class: 150 Product Weight (lbs.): 35 Cubic Feet Per Carton: 13.75</p>	Does not stack.	5954	543	582	612	658	723	753	812	906	978	1058	1224	1400
		5954LM	-	-	-	-	723	-	-	906	978	1058	1224	1400
		OVERALL DIMENSIONS			SEAT DIMENSIONS			BACK DIMENSIONS						
		W	D	H	W	D	H	W	H					
			24	23.5	34.25	20	17	19	16	19				
			RTA 00											

DESCRIPTION	FEATURES	MODEL#	STANDARD FABRIC GRADES											
			1	2	3	4	5	6	7	8	9	10	11	12
 Upholstered Cantilever Frame w/Loop Arms COM Yardage: 1.50 Freight Class: 150 Product Weight (lbs.): 35 Cubic Feet Per Carton: 13.75	Does not stack.	5955	543	582	612	658	723	753	812	906	978	1058	1224	1400
		5955LM	-	-	-	-	723	-	-	906	978	1058	1224	1400
			OVERALL DIMENSIONS			SEAT DIMENSIONS			BACK DIMENSIONS					
			W	D	H	W	D	H	W	H				
			23.75	23.5	34.25	20	17	19	16	19				
RTA 00														

MARCHE™



model 8624 (BCH)

model 8621 (CH)

STANDARD FEATURES

- A contemporary wood seating series.
- Legs are standard in Black.
- Does not stack.
- **This item may require a longer lead time. Please contact your Global sales representative for further information.

OPTIONAL FEATURES

- Wood backs are available in Absolute (AAM), Black (BKM), Cherry (ACM), Cream (WTM), Espresso Cafe (ECM), English Oak (EOM), Fruitwood (TFM), Gray (HGM), Honey (AHM),

- Mahogany (TMM), Maple (AVM), Medium Walnut (MWM), Night (ASM), Shaker Cherry (SKM), Walnut (TWM), White (WHM) and Winter Cherry (WCM). Please Specify. Genuine maple faced veneers and solids are used.
- Optional finishes are available at an upcharge. For models 8621, 8622 or 8624 add \$62.00 for Chrome (CH) or Brushed Chrome (BCH), Add \$41.00 for Tungsten (TUN). For models 8621S, 8622S or 8624S add \$82.00 for Chrome (CH) or Brushed Chrome (BCH), Add \$58.00 for Tungsten (TUN).
- Available in fabric, most vinyls and leather.

	STANDARD FABRIC GRADES													
	1	2	3	4	5	6	7	8	9	10	11	12		
8621	758	813	827	847	876	886	911	959	981	1025	1086	1161		
			OVERALL DIMENSIONS			SEAT DIMENSIONS			BACK DIMENSIONS					
			W	D	H	W	D	H	W	H				
			20	21	31.5	19	16.5	19	20	13.5				
RTA 00														



Side Chair Open wood back
 COM Yardage: .75
 Freight Class: 250
 Product Weight (lbs.): 43
 Cubic Feet Per Carton: 15

Does not stack.

	STANDARD FABRIC GRADES													
	1	2	3	4	5	6	7	8	9	10	11	12		
8622	766	833	855	889	937	954	996	1075	1113	1187	1287	1412		
			OVERALL DIMENSIONS			SEAT DIMENSIONS			BACK DIMENSIONS					
			W	D	H	W	D	H	W	H				
			20	21	31.5	19	16.5	19	20	13.5				
RTA 00														



Side Chair Closed Upholstered Wood back
 COM Yardage: 1.25
 Freight Class: 250
 Product Weight (lbs.): 43
 Cubic Feet Per Carton: 15.73


Does not stack.


	STANDARD FABRIC GRADES													
	1	2	3	4	5	6	7	8	9	10	11	12		
8624	758	813	827	847	876	886	911	959	981	1025	1086	1161		
			OVERALL DIMENSIONS			SEAT DIMENSIONS			BACK DIMENSIONS					
			W	D	H	W	D	H	W	H				
			20	21	31.5	19	16.5	19	20	13.5				
RTA 00														





Side Chair Closed Wood Back
 COM Yardage: .75
 Freight Class: 250
 Product Weight (lbs.): 43
 Cubic Feet Per Carton: 15.73


Does not stack.


DESCRIPTION	FEATURES	MODEL#	STANDARD FABRIC GRADES													
			1	2	3	4	5	6	7	8	9	10	11	12		
 <p>Counter Stool Open Wood Back COM Yardage: .75 Freight Class: 250 Product Weight (lbs.): 43 Cubic Feet Per Carton: 21</p>	Does not stack.	8621S26	937	957	972	995	1027	1042	1072	1119	1155	1195	1278	1366		
			OVERALL DIMENSIONS			SEAT DIMENSIONS			BACK DIMENSIONS							
			W	D	H	W	D	H	W	H						
			21.5	21	39	19	16.5	26	20	13.5						
			RTA 00													



DESCRIPTION	FEATURES	MODEL#	STANDARD FABRIC GRADES													
			1	2	3	4	5	6	7	8	9	10	11	12		
 <p>Counter Stool Closed Upholstered Wood Back COM Yardage: 1.25 Freight Class: 250 Product Weight (lbs.): 43 Cubic Feet Per Carton: 21</p>	Does not stack.	8622S26	974	1006	1032	1070	1124	1149	1198	1277	1337	1404	1541	1688		
			OVERALL DIMENSIONS			SEAT DIMENSIONS			BACK DIMENSIONS							
			W	D	H	W	D	H	W	H						
			21.5	21	39	19	16.5	26	20	13.5						
			RTA 00													


DESCRIPTION	FEATURES	MODEL#	STANDARD FABRIC GRADES													
			1	2	3	4	5	6	7	8	9	10	11	12		
 <p>Counter Stool Closed Wood Back COM Yardage: .75 Freight Class: 250 Product Weight (lbs.): 43 Cubic Feet Per Carton: 21</p>	Does not stack.	8624S26	937	957	972	995	1027	1042	1072	1119	1155	1195	1278	1366		
			OVERALL DIMENSIONS			SEAT DIMENSIONS			BACK DIMENSIONS							
			W	D	H	W	D	H	W	H						
			21.5	21	39	19	16.5	26	20	13.5						
			RTA 00													


DESCRIPTION	FEATURES	MODEL#	STANDARD FABRIC GRADES													
			1	2	3	4	5	6	7	8	9	10	11	12		
 <p>Barstool Open Wood Back COM Yardage: .75 Freight Class: 250 Product Weight (lbs.): 43 Cubic Feet Per Carton: 21</p>	Does not stack.	8621S30	987	1055	1067	1088	1117	1126	1151	1200	1222	1267	1327	1401		
			OVERALL DIMENSIONS			SEAT DIMENSIONS			BACK DIMENSIONS							
			W	D	H	W	D	H	W	H						
			21.5	21	43	19	16.5	30	20	13.5						
			RTA 00													

DESCRIPTION	FEATURES	MODEL#	STANDARD FABRIC GRADES													
			1	2	3	4	5	6	7	8	9	10	11	12		
 <p>Barstool Closed Upholstered Wood Back COM Yardage: 1.25 Freight Class: 250 Product Weight (lbs.): 43 Cubic Feet Per Carton: 21</p>	Does not stack.	8622S30	1025	1105	1127	1162	1209	1226	1268	1347	1385	1459	1559	1684		
			OVERALL DIMENSIONS			SEAT DIMENSIONS			BACK DIMENSIONS							
			W	D	H	W	D	H	W	H						
			21.5	21	43	19	16.5	30	20	13.5						
			RTA 00													

DESCRIPTION	FEATURES	MODEL#	STANDARD FABRIC GRADES											
			1	2	3	4	5	6	7	8	9	10	11	12
 <p>Barstool Closed Wood Back COM Yardage: .75 Freight Class: 250 Product Weight (lbs.): 43 Cubic Feet Per Carton: 21</p>	Does not stack.	8624S30	987	1055	1067	1088	1117	1126	1151	1200	1222	1267	1327	1401
			OVERALL DIMENSIONS			SEAT DIMENSIONS			BACK DIMENSIONS					
			W	D	H	W	D	H	W	H				
			21.5	21	43	19	16.5	30	20	13.5				
			RTA 00											

MAYNE™	STANDARD FEATURES	OPTIONAL FEATURES
 <p>model 8335T</p>  <p>model 8336T</p>	<ul style="list-style-type: none"> Mayne offers classic styling and value in a finely crafted wood framed side chair. Offered in two back styles; Upholstered back or Vertical wood slat. Does not stack. 	<ul style="list-style-type: none"> Wood frames available in Absolute (AAM), Black (BKM), Cherry (ACM), Espresso Cafe (ECM), English Oak (EOM), Fruitwood (TFM), Gray (HGM), Honey (AHM), Mahogany (TMM), Maple (AVM), Medium Walnut (MWM), Night (ASM), Shaker Cherry (SKM), Walnut (TWM), WC Cream (WTM), White (WHM) and Winter Cherry (WCE). Please Specify. Genuine maple faced veneers and solids are used. Offered in Fabric, Vinyl and Leather.

DESCRIPTION	FEATURES	MODEL#	STANDARD FABRIC GRADES											
			1	2	3	4	5	6	7	8	9	10	11	12
 <p>Upholstered Armchair COM Yardage: 1.25 Freight Class: 300 Product Weight (lbs.): 20 Cubic Feet Per Carton: 16</p>	Does not stack. Ergonomic Features: M, N	8335T	700	728	751	784	832	849	891	970	1008	1082	1182	1307
			OVERALL DIMENSIONS			SEAT DIMENSIONS			BACK DIMENSIONS					
			W	D	H	W	D	H	W	H				
			23	24	33	20	18.25	18	17.5	14				
			RTA 00											

DESCRIPTION	FEATURES	MODEL#	STANDARD FABRIC GRADES											
			1	2	3	4	5	6	7	8	9	10	11	12
 <p>Vertical Wood Slat Armchair COM Yardage: .75 Freight Class: 300 Product Weight (lbs.): 18 Cubic Feet Per Carton: 16</p>	Does not stack. Ergonomic Features: M, N	8336T	725	743	757	777	805	816	841	888	911	955	1015	1090
			OVERALL DIMENSIONS			SEAT DIMENSIONS			BACK DIMENSIONS					
			W	D	H	W	D	H	W	H				
			23	24	33	20	18.25	18	17.5	14				
			RTA 00											

POPCORN



model 6711



model 6712



Hand Hold Feature.

	Chair Stacking Capability		Stool Stacking Capability
	Stacks on floor	Stacks on dolly	Stacks on floor
Armless			
Polypropylene seat	up to 10 high	up to 34 high	up to 8 high
Upholstered seat	up to 8 high	up to 15 high	up to 8 high
With Arms			
Polypropylene seat	up to 10 high	up to 34 high	up to 8 high
Upholstered seat	up to 8 high	up to 15 high	up to 8 high

STANDARD FEATURES

- Popcorn a high quality stacking chair that is ideal for multi-purpose stack applications within corporate, government and healthcare facilities.
- Chair frame is constructed of 1/2" diameter solid chrome steel rod available exclusively in a durable chrome finish. There is no crossbar to interfere with feet or leg positions.
- Wall saver frame design; the base touches the wall before the upper back to protect the wall from damage.
- Upper back features a cut out hand hold to assist in stacking and transportation.
- Seat and back is a one piece polypropylene shell for strength and ease of cleaning and disinfecting.
- Chairs can be ganged together using ganging clamp set (6626), providing a 2" space between armchair models and 5" space between armless models.
- Chrome frame without glides is standard and suitable for cork, rubberized and carpeted floors.
- Upholstered models are equipped with a smooth black shroud underneath the seat to help prevent frame imprints on the lower chair while stacked.

- Popcorn beam seating consists of upper seat units (6717, 6719) including mounting brackets and all hardware necessary for attachment to beam.
- For all beam components, tables and a complete list of available upper seat units, see Beam Seating series.
- **Specifications and pricing are for 1 chair.**

OPTIONAL FEATURES

- Polypropylene shell and coordinating arms are available in 10 designer colors. Choose from Ivory Clouds (IVC), Asphalt Night (BLK), Caribbean Surf (CRS), Daffodil Day (DFD), Latte Beige (LAB), Lip Smacker (LPS), Sea Glass (SEG), Tiger Orange (TIO), Coffee Bean (CFB), and Platinum (PLT).
- Only polypropylene seat and back models only are certified to pass the CAL-133 Certification.
- Can be upholstered in any standard Global fabric, vinyl or leather. Not available in leather/mock leather combination.
- Optional clear glides (**CG**) are available for hard surface flooring. Please specify and add \$10.00 at time of chair order.
- Use model 6716 when ordering clear glides separate from chair order. \$10 list per set of two.

DESCRIPTION FEATURES MODEL# STANDARD TEXTILE GRADES



Armchair
COM Yardage: N/A
Freight Class: 150
Product Weight (lbs.): 23.50
Cubic Feet Per Carton: 17.75 (4 per carton)

Polypropylene Seat and Back.
Stacks 10 high on floor.
Stacks 34 high on dolly

	1	2	3	4	5	6	7	8	9	10	11	12
6710	220											

OVERALL DIMENSIONS			SEAT DIMENSIONS			BACK DIMENSIONS	
W	D	H	W	D	H	W	H
24.5	23.5	32.5	18	18	16.5	19.5	16



Armless Chair
COM Yardage: N/A
Freight Class: 150
Product Weight (lbs.): 17.25
Cubic Feet Per Carton: 14.75 (4 per carton)

Polypropylene Seat and Back.
Stacks 10 high on floor.
Stacks 34 high on dolly

	1	2	3	4	5	6	7	8	9	10	11	12
6711	146											

OVERALL DIMENSIONS			SEAT DIMENSIONS			BACK DIMENSIONS	
W	D	H	W	D	H	W	H
20	23.5	32.5	18	18	16.5	19.5	16




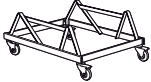
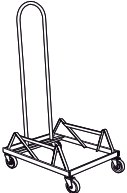




Armchair
COM Yardage: 0.75
Freight Class: 150
Product Weight (lbs.): 24.50
Cubic Feet Per Carton: 19.25 (4 per carton)







Upholstered seat and Polypropylene Back
Stacks 8 high on floor.
Stacks 15 high on dolly






	1	2	3	4	5	6	7	8	9	10	11	12
6712	290	309	323	344	374	385	411	461	484	531	593	672

OVERALL DIMENSIONS			SEAT DIMENSIONS			BACK DIMENSIONS	
W	D	H	W	D	H	W	H
24.5	23.5	32.5	18	18	17	19.5	15.5



DESCRIPTION	FEATURES	MODEL#	STANDARD TEXTILE GRADES													
			1	2	3	4	5	6	7	8	9	10	11	12		
 Armless Chair COM Yardage: 0.75 Freight Class: 150 Product Weight (lbs.): 29 Cubic Feet Per Carton: 16 (4 per carton)	Upholstered seat and Polypropylene Back Stacks 8 high on floor. Stacks 15 high on dolly	6713	215	233	247	268	298	309	335	384	408	455	517	596		
		OVERALL DIMENSIONS			SEAT DIMENSIONS			BACK DIMENSIONS								
		W	D	H	W	D	H	W	H							
		20	23.5	32.5	18	18	17	19.5	15.5							
			RTA 00													
 Medium Density Dolly COM Yardage: N/A Freight Class: 150 Product Weight (lbs.): 29 Cubic Feet Per Carton: 9	For upholstered models Can stack chairs up to 15 high Fits through standard 80" door frame	6714	495	-	-	-	-	-	-	-	-	-	-	-		
		OVERALL DIMENSIONS			SEAT DIMENSIONS			BACK DIMENSIONS								
		W	D	H	W	D	H	W	H							
		21.375	31.75	18	-	-	-	-	-							
			RTA 00													
 High Density Dolly COM Yardage: N/A Freight Class: 150 Product Weight (lbs.): 30 Cubic Feet Per Carton: 5.5	For polypropylene models Can stack chairs up to 34 high Fits through standard 80" door frame	6715	495	-	-	-	-	-	-	-	-	-	-			
		OVERALL DIMENSIONS			SEAT DIMENSIONS			BACK DIMENSIONS								
		W	D	H	W	D	H	W	H							
		21.375	31.75	51.75	-	-	-	-	-							
			RTA 00 													
 Non - Marking Glides - Set of 2 COM Yardage: N/A Freight Class: 150 Product Weight (lbs.): 1 Cubic Feet Per Carton: 0.3 (1 set per carton)		6716	10	-	-	-	-	-	-	-	-	-	-			
		OVERALL DIMENSIONS			SEAT DIMENSIONS			BACK DIMENSIONS								
		W	D	H	W	D	H	W	H							
		0.625	20	0.5	-	-	-	-	-							
			RTA 00 													
 Armless Seat Unit COM Yardage: N/A Freight Class: 150 Product Weight (lbs.): 17 Cubic Feet Per Carton: 6.5 (2 per carton)	Polypropylene Seat and Back. Use with beam.	6717	225	-	-	-	-	-	-	-	-	-	-			
		OVERALL DIMENSIONS			SEAT DIMENSIONS			BACK DIMENSIONS								
		W	D	H	W	D	H	W	H							
		20	21	18	18	18	-	19.5	16							
			RTA 00													

DESCRIPTION	FEATURES	MODEL#	STANDARD FABRIC GRADES													
			1	2	3	4	5	6	7	8	9	10	11	12		
 <p>Armless Seat Unit COM Yardage: 0.75 Freight Class: 150 Product Weight (lbs.): 18 Cubic Feet Per Carton: 6.5 (2 per carton)</p>	<p>Popcorn Upholstered Seat and Polypropylene Back. Use with beam.</p>	6719	294	314	329	352	384	399	429	476	512	552	635	723		
		OVERALL DIMENSIONS			SEAT DIMENSIONS			BACK DIMENSIONS								
		W	D	H	W	D	H	W	H							
		20	21	18	18	18	-	19.5	16							
			RTA 00													
 <p>Ganging Clamp Set - 2 Clamps COM Yardage: N/A Freight Class: 70 Product Weight (lbs.): .30 Cubic Feet Per Carton: .04 (1 set per carton)</p>		1	2	3	4	5	6	7	8	9	10	11	12			
	6626	17	-	-	-	-	-	-	-	-	-	-	-	-		
	OVERALL DIMENSIONS			SEAT DIMENSIONS			BACK DIMENSIONS									
	W	D	H	W	D	H	W	H								
1.00	6.5	0.75	-	-	-	-	-									
			RTA 00													
																
 <p>Barstool w/Arms COM Yardage: N/A Freight Class: 250 Product Weight (lbs.): 29 Cubic Feet Per Carton: 21.50 (2 per carton)</p>	<p>Polypropylene Seat and Back. Stacks 8 high on floor.</p>	6710BS	359													
		OVERALL DIMENSIONS			SEAT DIMENSIONS			BACK DIMENSIONS								
		W	D	H	W	D	H	W	H							
		24.5	25.5	44.5	18	18	29	19.5	16							
			RTA 00													
 <p>Counter stool w/Arms COM Yardage: N/A Freight Class: 250 Product Weight (lbs.): 24 Cubic Feet Per Carton: 21.50 (2 per carton)</p>	<p>Polypropylene Seat and Back. Stacks 8 high on floor.</p>	6710CS	380													
		OVERALL DIMENSIONS			SEAT DIMENSIONS			BACK DIMENSIONS								
		W	D	H	W	D	H	W	H							
		24.5	25.5	40.5	18	18	24	19.5	16							
			RTA 00													
 <p>Armless Barstool COM Yardage: N/A Freight Class: 250 Product Weight (lbs.): 27 Cubic Feet Per Carton: 17.50 (2 per carton)</p>	<p>Polypropylene Seat and Back. Stacks 10 high on floor. Stacks 34 high on dolly</p>	6711BS	258													
		OVERALL DIMENSIONS			SEAT DIMENSIONS			BACK DIMENSIONS								
		W	D	H	W	D	H	W	H							
		20	25.5	44.5	18	18	29	19.5	16							
			RTA 00													

DESCRIPTION	FEATURES	MODEL#	STANDARD FABRIC GRADES											
			1	2	3	4	5	6	7	8	9	10	11	12
 Armless Counter Stool COM Yardage: N/A Freight Class: 250 Product Weight (lbs.): 22 Cubic Feet Per Carton: 17.50 (2 per carton)	Polypropylene Seat and Back. Stacks 10 high on floor. Stacks 34 high on dolly	6711CS 323												
			OVERALL DIMENSIONS W D H			SEAT DIMENSIONS W D H			BACK DIMENSIONS W H					
			20	25.5	40.5	18	18	24	19.5	16				
			RTA 00											
 Barstool w/Arms COM Yardage: 0.75 Freight Class: 150 Product Weight (lbs.): 27 Cubic Feet Per Carton: 21.5 (2 per carton)	Upholstered seat and Polypropylene Back Stacks 8 high on floor. Stacks 15 high on dolly	6712BS 433 453 468 491 523 538 568 615 651 691 774 862												
			OVERALL DIMENSIONS W D H			SEAT DIMENSIONS W D H			BACK DIMENSIONS W H					
			24.5	25.5	44.5	18	18	29.5	19.5	16				
			RTA 00											
 Counter Stool w/Arms COM Yardage: 0.75 Freight Class: 150 Product Weight (lbs.): 22 Cubic Feet Per Carton: 21.5 (2 per carton)	Upholstered seat and Polypropylene Back Stacks 8 high on floor. Stacks 15 high on dolly	6712CS 454 474 489 512 544 559 589 636 672 712 795 883												
			OVERALL DIMENSIONS W D H			SEAT DIMENSIONS W D H			BACK DIMENSIONS W H					
			24.5	25.5	40.5	18	18	24.5	19.5	16				
			RTA 00											
 Armless Barstool COM Yardage: 0.75 Freight Class: 150 Product Weight (lbs.): 28 Cubic Feet Per Carton: 17.5 (2 per carton)	Upholstered seat and Polypropylene Back Stacks 8 high on floor. Stacks 15 high on dolly	6713BS 352 372 387 410 442 457 487 534 570 610 693 781												
			OVERALL DIMENSIONS W D H			SEAT DIMENSIONS W D H			BACK DIMENSIONS W H					
			20	25.5	44.5	18	18	29.5	19.5	16				
			RTA 00											
 Armless Counter Stool COM Yardage: 0.75 Freight Class: 150 Product Weight (lbs.): 20 Cubic Feet Per Carton: 17.5 (2 per carton)	Upholstered seat and Polypropylene Back Stacks 8 high on floor. Stacks 15 high on dolly	6713CS 373 393 408 431 463 478 508 555 591 631 714 802												
			OVERALL DIMENSIONS W D H			SEAT DIMENSIONS W D H			BACK DIMENSIONS W H					
			20	25.5	40.5	18	18	24.5	19.5	16				
			RTA 00											

REST®



model 2614

model 2644

STANDARD FEATURES

- Complementary to the Ride series, Rest provides a solution for office guest seating as well as for meeting and multi-purpose rooms.
- Polypropylene backs are available in Black (BK) Only.
- All seat side panels are upholstered in Black Suede Only.
- Frame is standard in a Tungsten colored finish (TUN).
- Arm and armless models can be joined together using ganging clamp model 2180.

OPTIONAL FEATURES

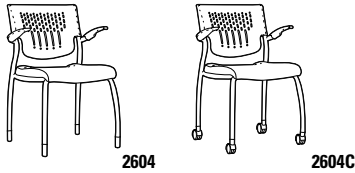
- For availability of chair series in Vinyl, please contact a Global Sales Representative. Not available in Leather/Mock Leather combination (Grade 7).
- Optional frame is available in a Charcoal Grey finish (CHR) at no charge. Please Specify.
- There are No arm options for the Rest series.

DESCRIPTION

FEATURES

MODEL#

STANDARD FABRIC GRADES



2604

2604C

Armchair w/Upholstered Seat
COM Yardage: 1
Freight Class: 300
Product Weight (lbs.): 21
Cubic Feet Per Carton: 13.25

Does not stack.

Ergonomic Features:
M, N

	1	2	3	4	5	6	7	8	9	10	11	12
2604	-	623	643	673	712	730	764	832	866	930	1015	1124
2604C Casters	-	666	687	717	758	774	810	878	914	978	1066	1176

OVERALL DIMENSIONS

W D H

SEAT DIMENSIONS

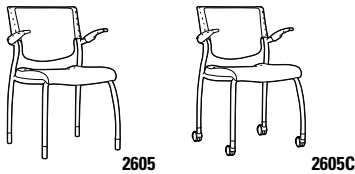
W D H

BACK DIMENSIONS

W H

24	23	33.75	17.5	17.5	18.5	18	15.5
----	----	-------	------	------	------	----	------

RTA 00



2605

2605C

Armchair w/Upholstered Seat and Back Pad
COM Yardage: 1
Freight Class: 300
Product Weight (lbs.): 21
Cubic Feet Per Carton: 13.25

Does not stack.

Ergonomic Features:
M, N

	1	2	3	4	5	6	7	8	9	10	11	12
2605	-	686	707	735	777	794	829	898	933	997	1086	1195
2605C Casters	-	729	750	778	820	836	872	940	975	1040	1128	1238

OVERALL DIMENSIONS

W D H

SEAT DIMENSIONS

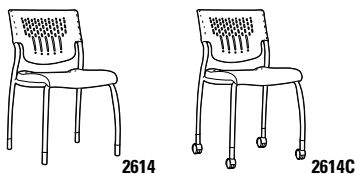
W D H

BACK DIMENSIONS

W H

24	23	33.75	17.5	17.5	18.5	18	15.5
----	----	-------	------	------	------	----	------

RTA 00



2614

2614C

Armless chair w/Upholstered Seat
COM Yardage: 1
Freight Class: 300
Product Weight (lbs.): 19
Cubic Feet Per Carton: 10.50

Does not stack.

Ergonomic Features:
M, N

	1	2	3	4	5	6	7	8	9	10	11	12
2614	-	554	575	605	645	661	696	763	799	861	946	1054
2614C Casters	-	596	617	646	688	703	740	807	844	908	996	1106

OVERALL DIMENSIONS

W D H

SEAT DIMENSIONS

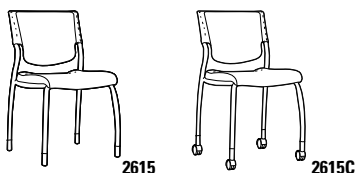
W D H

BACK DIMENSIONS

W H

19.5	23	33.75	17.5	17.5	18.5	18	15.5
------	----	-------	------	------	------	----	------

RTA 00



2615

2615C

Armless chair w/Upholstered Seat and Back Pad
COM Yardage: 1
Freight Class: 300
Product Weight (lbs.): 19
Cubic Feet Per Carton: 10.50

Does not stack.

Ergonomic Features:
M, N

	1	2	3	4	5	6	7	8	9	10	11	12
2615	-	617	637	666	708	724	760	828	864	928	1017	1126
2615C Casters	-	658	679	708	750	765	802	871	905	969	1058	1168

OVERALL DIMENSIONS

W D H

SEAT DIMENSIONS






W D H




BACK DIMENSIONS

W H

19.5	23	33.75	17.5	17.5	18.5	18	15.5
------	----	-------	------	------	------	----	------

RTA 00

DESCRIPTION	FEATURES	MODEL#	STANDARD FABRIC GRADES											
			1	2	3	4	5	6	7	8	9	10	11	12
 Armchair w/Upholstered Seat COM Yardage: 1 Freight Class: 300 Product Weight (lbs.): 25.50 Cubic Feet Per Carton: 13.25	Does not stack. Ergonomic Features: M, N	2624	-	661	680	709	751	765	802	869	904	965	1052	1159
			OVERALL DIMENSIONS			SEAT DIMENSIONS			BACK DIMENSIONS					
			W	D	H	W	D	H	W	H				
			24	23	33.25	17.5	17.5	18	18	15.5				
			RTA 00											
 Armchair w/Upholstered Seat and Back Pad COM Yardage: 1 Freight Class: 300 Product Weight (lbs.): 25.50 Cubic Feet Per Carton: 13.25	Does not stack. Ergonomic Features: M, N	2625	-	723	743	773	815	829	867	935	969	1034	1123	1233
			OVERALL DIMENSIONS			SEAT DIMENSIONS			BACK DIMENSIONS					
			W	D	H	W	D	H	W	H				
			24	23	33.25	17.5	17.5	18	18	15.5				
			RTA 00											
 Side Chair w/Upholstered Seat COM Yardage: 1 Freight Class: 250 Product Weight (lbs.): 23 Cubic Feet Per Carton: 10.50	Does not stack. Ergonomic Features: M, N	2634	-	592	612	641	681	698	733	801	834	896	984	1093
			OVERALL DIMENSIONS			SEAT DIMENSIONS			BACK DIMENSIONS					
			W	D	H	W	D	H	W	H				
			19.5	23	33.25	17.5	17.5	18	18	15.5				
			RTA 00											
 Side Chair w/Upholstered Seat and Back Pad COM Yardage: 1 Freight Class: 250 Product Weight (lbs.): 23 Cubic Feet Per Carton: 10.50	Does not stack. Ergonomic Features: M, N	2635	-	655	676	705	746	761	799	867	902	965	1054	1164
			OVERALL DIMENSIONS			SEAT DIMENSIONS			BACK DIMENSIONS					
			W	D	H	W	D	H	W	H				
			19.5	23	33.25	17.5	17.5	18	18	15.5				
			RTA 00											
 Barstool w/Upholstered Seat COM Yardage: 1 Freight Class: 300 Product Weight (lbs.): 26 Cubic Feet Per Carton: 15.75	Does not stack. Ergonomic Features: M, N	2644	-	701	721	750	789	805	842	909	942	1004	1093	1199
			OVERALL DIMENSIONS			SEAT DIMENSIONS			BACK DIMENSIONS					
			W	D	H	W	D	H	W	H				
			24	23	45.5	17.5	17.5	29.5	18	16				
			RTA 00											

DESCRIPTION	FEATURES	MODEL#	STANDARD FABRIC GRADES														
			1	2	3	4	5	6	7	8	9	10	11	12			
 <p>Barstool w/Upholstered Seat and Back Pad COM Yardage: 1 Freight Class: 300 Product Weight (lbs.): 26 Cubic Feet Per Carton: 15.75</p>	<p>Does not stack.</p> <p>Ergonomic Features: M, N</p>	<p>2645</p> <p>RTA 00</p>	-	763	783	812	853	870	908	975	1009	1074	1163	1272			
			OVERALL DIMENSIONS			SEAT DIMENSIONS			BACK DIMENSIONS								
			W	D	H	W	D	H	W	H							
24	23	45.5	17.5	17.5	29.5	18	16										
 <p>Armless Barstool w/Upholstered Seat COM Yardage: 1 Freight Class: 300 Product Weight (lbs.): 24 Cubic Feet Per Carton: 15.75</p>	<p>Does not stack.</p> <p>Ergonomic Features: M, N</p>	<p>2654</p> <p>RTA 00</p>	-	630	650	679	721	735	773	839	872	935	1024	1129			
			OVERALL DIMENSIONS			SEAT DIMENSIONS			BACK DIMENSIONS								
			W	D	H	W	D	H	W	H							
21	23	45.5	17.5	17.5	29.5	18	16										
 <p>Armless Barstool w/Upholstered Seat and Back Pad COM Yardage: 1 Freight Class: 300 Product Weight (lbs.): 24 Cubic Feet Per Carton: 15.75</p>	<p>Does not stack.</p> <p>Ergonomic Features: M, N</p>	<p>2655</p> <p>RTA 00</p>	-	694	713	741	781	796	831	896	929	990	1075	1179			
			OVERALL DIMENSIONS			SEAT DIMENSIONS			BACK DIMENSIONS								
			W	D	H	W	D	H	W	H							
21	23	45.5	17.5	17.5	29.5	18	16										

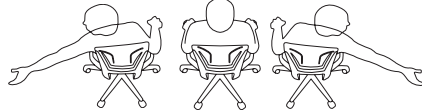
ROMA® NESTER



model 1898



model 1899



(Models 1890, 190L, 1900, 1900L)




The Polypropylene Medium Back and the Upholstered Medium Back feature a flexible back construction that provides support, proper spinal alignment and comfort when moving or reaching in a seated position.






STANDARD FEATURES

- Flexible, elegant and affordable, Roma offers a family of seating with simple clean lines.
- Please see Work + Task section for additional Roma models.
- Four back versions are available. Choose from Mesh, Flexible Polypropylene or Honeycomb Polypropylene back.
- All "L" models have two piece seats with a radius towards the rear of the seat.
- Flexible polypropylene back chair features a built in lumbar support designed to move as you move and is available exclusively in black.
- The horizontal nesting chairs are easy to store. Simply flip the seat upward and then roll into nesting position, like a shopping cart.
- Arms are durable fiberglass reinforced Nylon, fixed height. Armcaps are durable Polyurethane (SSU), soft and warm to the touch.
- Nesting chairs are available in Tungsten (TUN) or Black (BLK).
- C1 casters are standard.

OPTIONAL FEATURES

- Breathable mesh back is available in six colors. Choose from Autumn Orange (AO), Spring Green (SG) Winter Grey (WG), Midnight Black (MB), Summer Blue (SB), Fall Burgundy (FB).
- Nesting chair are available in a Chrome frame is an option. Please specify (CHM), Add \$27.00.
- Available in fabric and leather with the EXCEPTION of Station, Imprint, and Renewal.

DESCRIPTION	FEATURES	MODEL#	STANDARD FABRIC GRADES													
			1	2	3	4	5	6	7	8	9	10	11	12		
 <p>Honeycomb MB - Armless Flip Seat Nesting Chair COM Yardage: 1 Freight Class: 250 Product Weight (lbs.): 29 Cubic Feet Per Carton: 13.75</p>	<p>Nesting chair.</p> <p>Ergonomic Features: M, N</p>	<p>1888</p> <p>1888L Leather</p>	477	501	520	548	588	601	637	703	735	797	880	985		
			<p>OVERALL DIMENSIONS</p> <p>W D H</p>			<p>SEAT DIMENSIONS</p> <p>W D H</p>			<p>BACK DIMENSIONS</p> <p>W H</p>							
			24.5	23.5	36	19.5	17	18	18.5	18						
			<p>RTA 00</p>													
 <p>Mesh MB - Armless Flip Seat Nesting Chair COM Yardage: 1 Freight Class: 250 Product Weight (lbs.): 29 Cubic Feet Per Carton: 13.75</p>	<p>Nesting chair.</p> <p>Ergonomic Features: M, N</p>	<p>1889</p> <p>1889L Leather</p>	477	501	520	548	588	601	637	703	735	797	880	985		
			<p>OVERALL DIMENSIONS</p> <p>W D H</p>			<p>SEAT DIMENSIONS</p> <p>W D H</p>			<p>BACK DIMENSIONS</p> <p>W H</p>							
			24.5	23.5	36	19.5	17	18	18.5	18						
			<p>RTA 00</p>													
 <p>Polypropylene MB - Armless Flip Seat Nesting Chair COM Yardage: 1 Freight Class: 250 Product Weight (lbs.): 29 Cubic Feet Per Carton: 13.75</p>	<p>Nesting chair.</p> <p>Ergonomic Features: M, N</p>	<p>1890</p> <p>1890L Leather</p>	477	501	520	548	588	601	637	703	735	797	880	985		
			<p>OVERALL DIMENSIONS</p> <p>W D H</p>			<p>SEAT DIMENSIONS</p> <p>W D H</p>			<p>BACK DIMENSIONS</p> <p>W H</p>							
			24.5	23.5	36	19.5	17	18	18.5	18						
			<p>RTA 00</p>													

DESCRIPTION	FEATURES	MODEL#	STANDARD FABRIC GRADES												
			1	2	3	4	5	6	7	8	9	10	11	12	
 <p>Honeycomb MB - Flip Seat Nesting Armchair COM Yardage: 1 Freight Class: 250 Product Weight (lbs.): 30 Cubic Feet Per Carton: 13.75</p>	<p>Nesting chair.</p> <p>Ergonomic Features: M, N</p>	<p>1898</p> <p>1898L Leather</p>	518	543	562	590	630	643	679	745	777	839	922	1027	
			OVERALL DIMENSIONS			SEAT DIMENSIONS			BACK DIMENSIONS						
			W	D	H	W	D	H	W	H					
			24.5	23.5	36	19.5	17	18	18.5	18					
			RTA 00												
 <p>Mesh MB - Flip Seat Nesting Armchair COM Yardage: 1 Freight Class: 250 Product Weight (lbs.): 30 Cubic Feet Per Carton: 13.75</p>	<p>Nesting chair.</p> <p>Ergonomic Features: M, N</p>	<p>1899</p> <p>1899L Leather</p>	518	542	561	589	629	642	678	743	776	838	921	1026	
			OVERALL DIMENSIONS			SEAT DIMENSIONS			BACK DIMENSIONS						
			W	D	H	W	D	H	W	H					
			24.5	23.5	36	19.5	17	18	18.5	18					
			RTA 00												
 <p>Polypropylene MB - Flip Seat Nesting Armchair COM Yardage: 1 Freight Class: 250 Product Weight (lbs.): 30 Cubic Feet Per Carton: 13.75</p>	<p>Nesting chair.</p> <p>Ergonomic Features: M, N</p>	<p>1900</p> <p>1900L Leather</p>	518	542	561	589	629	642	678	743	776	838	921	1026	
			OVERALL DIMENSIONS			SEAT DIMENSIONS			BACK DIMENSIONS						
			W	D	H	W	D	H	W	H					
			24.5	23.5	36	19.5	17	18	18.5	18					
			RTA 00												
 <p>Upholstered Back Pad COM Yardage: 1 Freight Class: 70 Product Weight (lbs.): 1.50 Cubic Feet Per Carton: 1.10</p>		<p>1909</p> <p>1909L Leather</p>	127	152	172	202	244	258	295	364	399	463	551	661	
			OVERALL DIMENSIONS			SEAT DIMENSIONS			BACK DIMENSIONS						
			W	D	H	W	D	H	W	H					
			20.5	19	.38	21	18	18	20	20.5					
			RTA 00 												

SAVOIR™



model 9535



model 9536

STANDARD FEATURES

- Wood guest seating with the look of prestige and elegance to complement almost any decor.
- Does not stack.

OPTIONAL FEATURES

- Wood frames are available in Absolute (AAM), Black (BKM), Cherry (ACM), Espresso Cafe (ECM), English Oak (EOM), Fruitwood (TFM), Gray (HGM), Honey (AHM), Mahogany (TMM), Maple (AVM), Medium Walnut (MWM), Night (ASM), Shaker Cherry (SKM), Walnut (TWM), WC Cream (WTM), White (WHM) and Winter Cherry (WCE). Please Specify. Genuine maple faced veneers and solids are used.
- Not available in a Leather/Mock Leather combination (Grade 7).

DESCRIPTION	FEATURES	MODEL#	STANDARD FABRIC GRADES													
			1	2	3	4	5	6	7	8	9	10	11	12		
 <p>Armchair - Upholstered Back COM Yardage: 1.25 Freight Class: 300 Product Weight (lbs.): 24 Cubic Feet Per Carton: 13.25</p>	Does not stack. Ergonomic Features: M, N	9535	952	983	1008	1043	1095	1113	1157	1244	1284	1364	1471	1606		
		OVERALL DIMENSIONS			SEAT DIMENSIONS			BACK DIMENSIONS								
		W	D	H	W	D	H	W	H							
		24	24.5	35.5	21	19.5	18.5	16	17							
 <p>Armchair - Wood Fan Back COM Yardage: 1 Freight Class: 300 Product Weight (lbs.): 22 Cubic Feet Per Carton: 13.25</p>	Does not stack. Ergonomic Features: M, N	9536	952	977	996	1025	1066	1081	1117	1184	1219	1282	1367	1475		
		OVERALL DIMENSIONS			SEAT DIMENSIONS			BACK DIMENSIONS								
		W	D	H	W	D	H	W	H							
		24	24.5	35.5	21	19.5	18.5	16	17							

SIDERO



model 6901 (BLK)



model 6900 (BLK) Stacked



model 6900C



model 6905

	Sidero Chairs Stacking Capability	
	Stacking on floor	Stacking on dolly
Models Types		
Arm Chairs without Casters	up to 5 high	up to 8 high
Arm Chairs with Casters	up to 3 high	N/A
Armless Chairs without Casters	up to 5 high	up to 8 high
Armless Chairs with Casters	up to 3 high	N/A
Preschool Armless Models	up to 4 high	N/A



STANDARD FEATURES






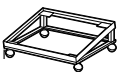

- Sidero seating has a sculptured appearance, featuring wide curved arms and a round tubular steel frame, with wall safe construction.
- Sidero series includes side chairs (arms and armless), available with casters or with a sled base, counter stools and barstools.
- Arms are 2 1/8 inches wide and full length, offering support to help stabilize users as they sit in or exit chairs.
- The gently curved arms are made from incredibly strong fiberglass reinforced nylon.
- The back of the chair is compound curved to provide comfort and support in multiple seating positions. No visible back attachment hardware. Backs are attached using concealed hardware only.
- The outer back is upholstered in the same material selection as the rest of the chair.
- Chairs are "Wall Safe". Rear legs hit the baseboard first leaving clearance between the back of the chair and the wall, saving both the chair and the wall from damage.
- Legs flair out to the rear to provide additional stability.
- The rugged steel frame is made from round welded steel tubing 7/8" dia.
- Arm and armless models can be joined together using ganging clamp model 6526.
- Equipped with a polypropylene seat shroud that helps stabilize chairs when stacked and avoid frame imprints on upholstered seats.
- Four legged models can be stacked. Stools and sled base models do not stack. Please note when stacking painted frame chairs, paint may scratch.


- Standard glide is a durable Black Polypropylene foot.
- Four Legged chairs with casters are standard with C82 dual wheel carpet casters.
- Sidero beam seating consists of upper seat units (6930, 6931) including mounting brackets and all hardware necessary for attachment to beam.
- For all beam components, tables and a complete list of available upper seat units, see Beam Seating series


OPTIONAL FEATURES


- A choice of Black (BLK) or Tungsten (TUN) finish must be specified. No upcharge.
- A Chrome (CH) frame is optionally available, Please Specify and Add \$27.00.
- For chairs used on hard surface floors PLEASE SPECIFY Opaque (off White) Non-Marking Glides (NM). No upcharge.
- Steel self-leveling rubber cushioned glide is optionally available Please specify (B), add \$20.00
- For hard surface flooring Please Specify C9R. with rubber covered wheels. Add \$47.00
- Available in fabric and leather with the EXCEPTION of Jenny, Match, Quilt, Station, and Couture.
- Optional ballistic nylon outer back fabric available. Resistant to impact damage, only in Black (BKB). Add \$13.00.
- Optional 1 inch additional seat foam. Please specify 3F. Add \$26.00.


DESCRIPTION	FEATURES	MODEL#	STANDARD FABRIC GRADES											
			1	2	3	4	5	6	7	8	9	10	11	12
 <p>Armchair COM Yardage: 1.25 Freight Class: 300 Product Weight (lbs.): 25 Cubic Feet Per Carton: 13.50</p>	<p>Stacks 5 high on floor. Stacks 8 high on dolly.</p>	6900	377	406	430	464	515	532	576	659	699	776	880	1011
		6900LM	-	-	-	-	498	-	-	643	-	759	-	-
		OVERALL DIMENSIONS			SEAT DIMENSIONS			BACK DIMENSIONS						
		W	D	H	W	D	H	W	H					
25.5	24	33	19.5	18	17.5	19	15.5							
 <p>Armchair w/ Casters COM Yardage: 1.25 Freight Class: 300 Product Weight (lbs.): 25 Cubic Feet Per Carton: 13.50</p>	<p>Stacks 3 high on floor.</p>	6900C	429	458	482	517	567	585	629	711	751	828	933	1063
		6900CLM	-	-	-	-	546	-	-	691	-	807	-	-
		OVERALL DIMENSIONS			SEAT DIMENSIONS			BACK DIMENSIONS						
		W	D	H	W	D	H	W	H					
25.5	24	33	19.5	18	17.5	19	15.5							


DESCRIPTION	FEATURES	MODEL#	STANDARD FABRIC GRADES											
			1	2	3	4	5	6	7	8	9	10	11	12
 <p>Side Chair COM Yardage: 1.25 Freight Class: 250 Product Weight (lbs.): 23 Cubic Feet Per Carton: 11.25</p>	Stacks 5 high on floor. Stacks 8 high on dolly.	6901	340	369	393	428	478	496	540	622	662	739	844	974
		6901LM	-	-	-	-	457	-	-	602	-	718	-	-
		OVERALL DIMENSIONS			SEAT DIMENSIONS			BACK DIMENSIONS						
		W	D	H	W	D	H	W	H					
		21	24	33	19.5	18	17.5	19	15.5					
			RTA 00											
 <p>Side Chair COM Yardage: 1.25 Freight Class: 250 Product Weight (lbs.): 23 Cubic Feet Per Carton: 11.25</p>	Stacks 3 high on floor.	6901C	408	438	462	497	547	565	609	691	731	808	913	1043
		6901CLM	-	-	-	-	525	-	-	670	-	787	-	-
		OVERALL DIMENSIONS			SEAT DIMENSIONS			BACK DIMENSIONS						
		W	D	H	W	D	H	W	H					
		21	24	33	19.5	18	17.5	19	15.5					
			RTA 00											
 <p>Armchair - Sled Base COM Yardage: 1.25 Freight Class: 300 Product Weight (lbs.): 26 Cubic Feet Per Carton: 13.50</p>	Does not stack.	6902	471	501	525	560	610	627	671	754	794	871	975	1106
		6902LM	-	-	-	-	597	-	-	742	-	858	-	-
		OVERALL DIMENSIONS			SEAT DIMENSIONS			BACK DIMENSIONS						
		W	D	H	W	D	H	W	H					
		25.5	24	33	19.5	18	17.5	19	15.5					
			RTA 00											
 <p>Side Chair - Sled Base COM Yardage: 1.25 Freight Class: 250 Product Weight (lbs.): 23 Cubic Feet Per Carton: 11.25</p>	Does not stack.	6903	437	467	491	525	575	593	637	719	759	836	941	1072
		6903LM	-	-	-	-	559	-	-	704	-	820	-	-
		OVERALL DIMENSIONS			SEAT DIMENSIONS			BACK DIMENSIONS						
		W	D	H	W	D	H	W	H					
		21	24	33	19.5	18	17.5	19	15.5					
			RTA 00											
 <p>Dolly COM Yardage: N/A Freight Class: 150 Product Weight (lbs.): 16 Cubic Feet Per Carton: 3.80</p>		2125WS	288	-	-	-	-	-	-	-	-	-	-	-
		OVERALL DIMENSIONS			SEAT DIMENSIONS			BACK DIMENSIONS						
		W	D	H	W	D	H	W	H					
		23.25	24.75	12.25	-	-	-	-	-					
					RTA 1									





DESCRIPTION	FEATURES	MODEL#	STANDARD FABRIC GRADES											
			1	2	3	4	5	6	7	8	9	10	11	12
 <p>Counter Stool w/Arms COM Yardage: 1.25 Freight Class: 300 Product Weight (lbs.): 28 Cubic Feet Per Carton: 18.75</p>	Does not stack.	6904	510	541	565	599	649	667	711	794	833	911	1015	1146
		6904LM	-	-	-	-	680	-	-	825	-	941	-	-
		OVERALL DIMENSIONS			SEAT DIMENSIONS			BACK DIMENSIONS						
		W	D	H	W	D	H	W	D	H	W	H		
		25.5	24	40.5	19.5	18	24.5	19	15.5					
			RTA 00											

DESCRIPTION	FEATURES	MODEL#	STANDARD FABRIC GRADES											
			1	2	3	4	5	6	7	8	9	10	11	12
 <p>Armless Counter Stool COM Yardage: 1.25 Freight Class: 300 Product Weight (lbs.): 25 Cubic Feet Per Carton: 14.50</p>	Does not stack.	6905	469	498	522	556	607	624	668	751	791	868	972	1103
		6905LM	-	-	-	-	590	-	-	735	-	851	-	-
		OVERALL DIMENSIONS			SEAT DIMENSIONS			BACK DIMENSIONS						
		W	D	H	W	D	H	W	D	H	W	H		
		21	24	40.5	19.5	18	24.5	19	15.5					
			RTA 00											

DESCRIPTION	FEATURES	MODEL#	STANDARD FABRIC GRADES											
			1	2	3	4	5	6	7	8	9	10	11	12
 <p>Barstool w/Arms COM Yardage: 1.25 Freight Class: 300 Product Weight (lbs.): 30 Cubic Feet Per Carton: 20</p>	Does not stack.	6906	533	564	588	622	672	690	734	817	856	934	1038	1169
		6906LM	-	-	-	-	654	-	-	799	-	915	-	-
		OVERALL DIMENSIONS			SEAT DIMENSIONS			BACK DIMENSIONS						
		W	D	H	W	D	H	W	D	H	W	H		
		25.5	24	44.5	19.5	18	28.5	19	15.5					
			RTA 00											

DESCRIPTION	FEATURES	MODEL#	STANDARD FABRIC GRADES											
			1	2	3	4	5	6	7	8	9	10	11	12
 <p>Armless Barstool COM Yardage: 1.25 Freight Class: 300 Product Weight (lbs.): 27 Cubic Feet Per Carton: 15.75</p>	Does not stack.	6907	481	510	534	569	619	637	681	763	803	880	985	1116
		6907LM	-	-	-	-	602	-	-	748	-	864	-	-
		OVERALL DIMENSIONS			SEAT DIMENSIONS			BACK DIMENSIONS						
		W	D	H	W	D	H	W	D	H	W	H		
		21	24	44.5	19.5	18	28.5	19	15.5					
			RTA 00											

DESCRIPTION	FEATURES	MODEL#	STANDARD FABRIC GRADES											
			1	2	3	4	5	6	7	8	9	10	11	12
 <p>Armless Cahir - 10" High Seat COM Yardage: 1 Freight Class: 250 Product Weight (lbs.): 14 Cubic Feet Per Carton: 3.70</p>	Stack up to 4 high on floor. For Preschool to Kindergarten.	6908	293	318	337	365	405	418	454	520	552	614	698	802
		OVERALL DIMENSIONS			SEAT DIMENSIONS			BACK DIMENSIONS						
		W	D	H	W	D	H	W	D	H	W	H		
		15.5	14.5	21	14	10	10	13.5	11					
					RTA 00									

DESCRIPTION	FEATURES	MODEL#	STANDARD FABRIC GRADES											
			1	2	3	4	5	6	7	8	9	10	11	12
 <p>Armless Cahir - 13" High Seat COM Yardage: 1 Freight Class: 250 Product Weight (lbs.): 15 Cubic Feet Per Carton: 4.10</p>	Stack up to 4 high on floor. For Preschool to Grade 2.	6909	304	329	347	376	415	429	464	530	563	624	708	812
			OVERALL DIMENSIONS			SEAT DIMENSIONS			BACK DIMENSIONS					
			W	D	H	W	D	H	W	H				
			15.5	15.5	24	14	10	13	13.5	11				
			RTA 00											
 <p>Armless Cahir - 15" High Seat COM Yardage: 1.25 Freight Class: 250 Product Weight (lbs.): 19 Cubic Feet Per Carton: 7</p>	Stack up to 4 high on floor. For Grades 2 to 4.	6910	314	343	367	402	452	470	514	596	636	713	818	948
			OVERALL DIMENSIONS			SEAT DIMENSIONS			BACK DIMENSIONS					
			W	D	H	W	D	H	W	H				
			18	19.5	27	16	13.5	15	16	12				
			RTA 00											
 <p>Seat Unit w/Arms COM Yardage: 1.25 Freight Class: 300 Product Weight (lbs.): 20 Cubic Feet Per Carton: 9.75</p>	Upholstered Seat and Back. Use with beam.	6930	468	500	526	564	618	643	692	770	831	898	1035	1182
			OVERALL DIMENSIONS			SEAT DIMENSIONS			BACK DIMENSIONS					
			W	D	H	W	D	H	W	H				
			25.5	23.5	19	19.5	18	-	19	15.5				
			RTA 00											
 <p>Armless Seat Unit COM Yardage: 1.25 Freight Class: 300 Product Weight (lbs.): 18 Cubic Feet Per Carton: 9.75</p>	Upholstered Seat and Back. Use with beam.	6931	428	460	486	524	578	603	652	730	791	858	995	1142
			OVERALL DIMENSIONS			SEAT DIMENSIONS			BACK DIMENSIONS					
			W	D	H	W	D	H	W	H				
			21	23.5	19	19.5	18	-	19	15.5				
			RTA 00											

SONIC™



model 6514MB



model 6515



model 6511TR



model 6524TR

STANDARD FEATURES

- Sonic series includes: beam seating, four-legged models, sled base models, tablet models, stools, caster models and task seating.
- Four-legged/freestanding models are standard with a straight leg or with a "WS" wall saver frame.
- WS models have a wall saver frame design; the base touches the wall before the upper back to protect the wall from damage.
- Four-legged/freestanding chairs are standard with Chrome (CH) legs.
- Models are available with or without arms. Arms available in Black only.
- Freestanding models are stackable up to 5 high on floor and 10 high on dolly 6517WS. **Tablet and Stool models do not stack.**
- Tablet arms are extremely rugged and meets ANSI-BIFMA testing requirements. Tablet hinges up to allow ease of egress. Tablet slides forward and back to accommodate any body size comfortably.
- Standard tablet (D8) size is 18" d x 14 1/2" w and is made of black polymer. Tablets are attached at the left or right (as seated). Please specify. Tablet arms are not available on stools.
- Sonic beam seating consists of upper seat units (models 6501, 6502, 6503, 6504, 6505, and 6506) including mounting brackets and all hardware necessary for attachment to beam.
- For all beam components, tables and a complete list of available upper seat units, see Beam Seating series.
- Task chairs standard with five prong, injection molded, fiberglass reinforced nylon Black spider base.
- (C1) dual wheel carpet casters are standard on any four-legged model with casters.
- (C65) dual wheel carpet casters are standard on models 6537, 6538, 6539, 6567, 6568 and 6569.

- Upholstery inserts are simple to replace for ease of on-site long term maintenance.
- Mesh back (MB) models are available in Black mesh only.
- **Specifications and pricing are for 1 chair.**

OPTIONAL FEATURES

- Polypropylene seats, backs and coordinating arms are available in 10 designer colors. Choose from Asphalt Night (BLK), Caribbean Surf (CRS), Coffee Bean (CFB), Daffodil Day (DFD), Ivory Clouds (IVC), Latte Beige (LAB), Lip Smacker (LPS), Platinum (PLT), Sea Glass (SEG), and Tiger Orange (TIO).
- Polypropylene seat and back models only are certified to pass the CAL-133 Certification.
- An optional 18 1/2"D x 18 1/2"W high pressure laminate writing tablet is available. The core is hardwood veneer plywood and the edge is bull nosed and finished in clear lacquer. This writing tablet is offered in the following finishes: Black (D1), Grey (D2), Constellation Java (D3), White (D4) and Tiger Maple (D5). Please specify. Add \$40.00 to list price on desired tablet model.
- Four Legged/Freestanding chairs are available in Black (BK) and Tungsten (TUN) frame finishes, at no up charge. Please Specify.
- Stool models 6558, 6559, 6561, 6563, 6564, and 6565 are available with custom lesser heights of 2", 3", 4" or 5". Please specify. Add \$73.00
- For hard surface flooring, substitute C9R casters as an option.
- Specify C65R for hard surface flooring on models 6537, 6538, 6539, 6567, 6568 and 6569.
- Optional steel cushioned glides (B) are available on model 6508, 6508-1, 6509, 6509-1, 6511, 6511-1, 6513, 6513-1, 6514, 6514-1, 6515, and 6515-1. Please specify and add \$20.00.
- Sonic models can be upholstered in any Global fabric. Not available in Leather.

DESCRIPTION

FEATURES

MODEL#

STANDARD FABRIC GRADES



Book Rack

COM Yardage: N/A
 Freight Class: 250
 Product Weight (lbs.): 5
 Cubic Feet Per Carton: 1.40 (1 per carton)

Use with Tablet models.

	1	2	3	4	5	6	7	8	9	10	11	12
--	---	---	---	---	---	---	---	---	---	----	----	----

6500BR	150	-	-	-	-	-	-	-	-	-	-	-
--------	-----	---	---	---	---	---	---	---	---	---	---	---

OVERALL DIMENSIONS

SEAT DIMENSIONS

BACK DIMENSIONS

	W	D	H	W	D	H	W	H
19.25	14.75	6	-	-	-	-	-	-

RTA 00



	1	2	3	4	5	6	7	8	9	10	11	12
--	---	---	---	---	---	---	---	---	---	----	----	----

6501	275	-	-	-	-	-	-	-	-	-	-	-
------	-----	---	---	---	---	---	---	---	---	---	---	---

OVERALL DIMENSIONS

SEAT DIMENSIONS

BACK DIMENSIONS

	W	D	H	W	D	H	W	H
20	21.5	17	17	16	-	17	15	

RTA 00






















Polypropylene Seat and Back.
 Use with Beam.


Armless Seat Unit

COM Yardage: N/A
 Freight Class: 250
 Product Weight (lbs.): 12
 Cubic Feet Per Carton: 3.25 (2 per carton)



DESCRIPTION	FEATURES	MODEL#	STANDARD FABRIC GRADES											
			1	2	3	4	5	6	7	8	9	10	11	12
 Armless Seat Unit COM Yardage: 0.75 Freight Class: 250 Product Weight (lbs.): 12 Cubic Feet Per Carton: 3.25 (2 per carton)	Upholstered Seat and Polypropylene Back. Use with Beam.	6502	308	327	341	363	396	405	434	485	510	559	625	708
			OVERALL DIMENSIONS			SEAT DIMENSIONS			BACK DIMENSIONS					
			W	D	H	W	D	H	W	H				
			20	22	17	17	16	-	17	15				
			RTA 00											
 Armless Seat Unit COM Yardage: 0.75 Freight Class: 150 Product Weight (lbs.): 13 Cubic Feet Per Carton: 3.25 (2 per carton)	Upholstered Seat and Back. Use with Beam.	6503	338	356	371	393	425	436	463	516	540	589	656	737
			OVERALL DIMENSIONS			SEAT DIMENSIONS			BACK DIMENSIONS					
			W	D	H	W	D	H	W	H				
			20	22	17	17	15.5	-	17	15				
			RTA 00											
 Seat Unit w/Arms COM Yardage: N/A Freight Class: 150 Product Weight (lbs.): 13 Cubic Feet Per Carton: 3.25 (2 per carton)	Polypropylene Seat and Back. Use with Beam.	6504	322	-	-	-	-	-	-	-	-	-	-	-
			OVERALL DIMENSIONS			SEAT DIMENSIONS			BACK DIMENSIONS					
			W	D	H	W	D	H	W	H				
			23	21.5	17	17	16	-	17	15				
			RTA 00											
 Seat Unit w/Arms COM Yardage: 0.75 Freight Class: 22 Product Weight (lbs.): 13 Cubic Feet Per Carton: 3.25 (2 per carton)	Upholstered Seat and Polypropylene Back. Use with Beam.	6505	353	371	386	408	440	450	479	530	555	603	670	753
			OVERALL DIMENSIONS			SEAT DIMENSIONS			BACK DIMENSIONS					
			W	D	H	W	D	H	W	H				
			23	22	17	17	16	-	17	15				
			RTA 00											
 Seat Unit w/Arms COM Yardage: 0.75 Freight Class: 150 Product Weight (lbs.): 14 Cubic Feet Per Carton: 3.25 (2 per carton)	Upholstered Seat and Back. Use with Beam.	6506	382	401	416	438	470	481	508	561	586	634	701	783
			OVERALL DIMENSIONS			SEAT DIMENSIONS			BACK DIMENSIONS					
			W	D	H	W	D	H	W	H				
			23	22	17	17	16	-	17	15				
			RTA 00											

DESCRIPTION	FEATURES	MODEL#	STANDARD FABRIC GRADES												
			1	2	3	4	5	6	7	8	9	10	11	12	
 6508	 6508MB (Mesh back)		6508	211	-	-	-	-	-	-	-	-	-	-	-
			6508WS	232	-	-	-	-	-	-	-	-	-	-	-
<p>Armless Chair COM Yardage: N/A Freight Class: 250 Product Weight (lbs.): 10 Cubic Feet Per Carton: 13.5 (2 per carton)</p> <p>Polypropylene Seat. Stacks 5 high on floor. Stacks 10 high on dolly.</p>			RTA 00												
			OVERALL DIMENSIONS			SEAT DIMENSIONS			BACK DIMENSIONS						
			W	D	H	W	D	H	W	H					
			21.5	21.5	33	17	16	18	17	15					
 6508TR	 6508TRMB (Mesh back)		6508T	422	-	-	-	-	-	-	-	-	-	-	
			6508TWS	445	-	-	-	-	-	-	-	-	-	-	-
<p>Armless Chair w/Tablet COM Yardage: N/A Freight Class: 250 Product Weight (lbs.): 26 Cubic Feet Per Carton: 14.25 (1 per carton)</p> <p>Polypropylene Seat. Does not stack. Must specify (L) Left or (R) Right Tablet (Example: 6508TL or 6508TR)</p>			RTA 00												
			OVERALL DIMENSIONS			SEAT DIMENSIONS			BACK DIMENSIONS						
			W	D	H	W	D	H	W	H					
			24.75	26.5	32.5	17	16	18	17	15					
 6509	 6509MB (Mesh Back)		6509	244	263	276	300	330	341	369	421	444	492	555	638
			6509MB	284	303	317	339	371	381	410	462	486	534	601	684
<p>Armless Chair COM Yardage: 0.75 Freight Class: 300 Product Weight (lbs.): 10 Cubic Feet Per Carton: 13.5 (2 per carton)</p> <p>Upholstered Seat. Stacks 5 high on floor. Stacks 10 high on dolly.</p>			RTA 00												
			OVERALL DIMENSIONS			SEAT DIMENSIONS			BACK DIMENSIONS						
			W	D	H	W	D	H	W	H					
			21.5	22	33	17	16	18.5	17	15					
 6509TR	 6509TRMB (Mesh back)		6509T	452	472	488	512	545	557	587	643	670	722	792	880
			6509TWS	474	494	510	534	567	579	609	665	692	744	814	902
<p>Armless Chair w/Tablet COM Yardage: 0.75 Freight Class: 250 Product Weight (lbs.): 28 Cubic Feet Per Carton: 14.25 (1 per carton)</p> <p>Upholstered Seat. Does not stack. Must specify (L) Left or (R) Right Tablet (Example: 6509TL or 6509TR)</p>			RTA 00												
			OVERALL DIMENSIONS			SEAT DIMENSIONS			BACK DIMENSIONS						
			W	D	H	W	D	H	W	H					
			24.75	26.5	32.5	17	16	18.5	17	15					
 6511			6511	274	293	309	330	361	371	399	450	473	523	586	667
			6511WS	293	312	327	348	379	390	417	469	493	539	605	687
<p>Armless Chair COM Yardage: 0.75 Freight Class: 300 Product Weight (lbs.): 11 Cubic Feet Per Carton: 13.5 (2 per carton)</p> <p>Upholstered Seat and Back. Stacks 5 high on floor. Stacks 10 high on dolly.</p>			RTA 00												
			OVERALL DIMENSIONS			SEAT DIMENSIONS			BACK DIMENSIONS						
			W	D	H	W	D	H	W	H					
			21.5	21.5	32	17	16	18.5	17	15					

DESCRIPTION	FEATURES	MODEL#	STANDARD FABRIC GRADES												
			1	2	3	4	5	6	7	8	9	10	11	12	
		6511TR	6511T	487	507	523	547	580	592	622	678	705	757	827	915
			6511TWS	509	529	545	569	602	614	644	700	727	779	849	937

Armless Chair w/Tablet

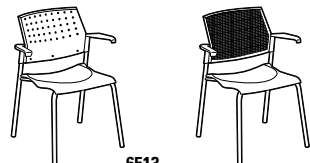
COM Yardage: 0.75
 Freight Class: 250
 Product Weight (lbs.): 28
 Cubic Feet Per Carton: 14.25 (1 per carton)

Upholstered Seat & Back. Does not stack.

Must specify (L) Left or (R) Right Tablet
 (Example: 6511TL or 6511TR)

RTA 00

OVERALL DIMENSIONS			SEAT DIMENSIONS			BACK DIMENSIONS	
W	D	H	W	D	H	W	H
24.75	26.5	32.5	17	16	18.5	17	15



6513

6513MB (Mesh Back)

Armchair

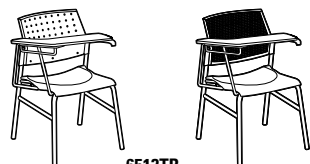
COM Yardage: N/A
 Freight Class: 250
 Product Weight (lbs.): 11
 Cubic Feet Per Carton: 13.5 (2 per carton)

Polypropylene Seat.
 Stacks 5 high on floor.
 Stacks 10 high on dolly.

RTA 00

MODEL#	1	2	3	4	5	6	7	8	9	10	11	12
	6513	257	-	-	-	-	-	-	-	-	-	-
6513WS	284	-	-	-	-	-	-	-	-	-	-	-
6513MB	298	-	-	-	-	-	-	-	-	-	-	-
6513WSMB	325	-	-	-	-	-	-	-	-	-	-	-

OVERALL DIMENSIONS			SEAT DIMENSIONS			BACK DIMENSIONS	
W	D	H	W	D	H	W	H
23	21.5	33	17	16	18	17	15



6513TR

6513TRMB (Mesh back)

Armchair w/Tablet

COM Yardage: N/A
 Freight Class: 250
 Product Weight (lbs.): 27
 Cubic Feet Per Carton: 14.25 (1 per carton)


Polypropylene Seat. Does not stack.

Must specify (L) Left or (R) Right Tablet
 (Example: 6513TL or 6513TR)

RTA 00

MODEL#	1	2	3	4	5	6	7	8	9	10	11	12
	6513T	473	-	-	-	-	-	-	-	-	-	-
6513TWS	496	-	-	-	-	-	-	-	-	-	-	-
6513TMB	480	-	-	-	-	-	-	-	-	-	-	-
6513TWSMB	501	-	-	-	-	-	-	-	-	-	-	-

OVERALL DIMENSIONS			SEAT DIMENSIONS			BACK DIMENSIONS	
W	D	H	W	D	H	W	H
25	26.5	32.5	17	16	18	17	15



6514

6514MB (Mesh Back)

Armchair

COM Yardage: 0.75
 Freight Class: 300
 Product Weight (lbs.): 11
 Cubic Feet Per Carton: 13.5 (2 per carton)

Upholstered Seat.
 Stacks 5 high on floor.
 Stacks 10 high on dolly.

RTA 00

MODEL#	1	2	3	4	5	6	7	8	9	10	11	12
	6514	287	305	319	342	373	382	411	462	485	533	598
6514WS	309	327	341	364	394	403	432	483	507	554	619	701
6514MB	331	351	366	388	420	430	458	510	534	583	649	732
6514WSMB	358	366	380	402	435	445	472	525	550	598	665	747

OVERALL DIMENSIONS			SEAT DIMENSIONS			BACK DIMENSIONS	
W	D	H	W	D	H	W	H
23	22	33	17	16	18.5	17	15



6514TR

6514TRMB (Mesh back)

Armchair w/Tablet

COM Yardage: 0.75
 Freight Class: 250
 Product Weight (lbs.): 29
 Cubic Feet Per Carton: 14.25 (1 per carton)


Upholstered Seat. Does not stack.


Must specify (L) Left or (R) Right Tablet
 (Example: 6514TL or 6514TR)

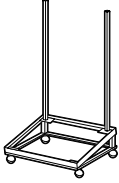
RTA 00



MODEL#	1	2	3	4	5	6	7	8	9	10	11	12
	6514T	504	524	540	564	597	609	639	695	722	774	844
6514TWS	526	546	562	586	619	631	661	717	744	796	866	954
6514TMB	506	526	542	566	599	611	641	697	724	776	846	934
6514TWSMB	527	547	563	587	620	632	662	718	745	797	867	955



OVERALL DIMENSIONS			SEAT DIMENSIONS			BACK DIMENSIONS	
W	D	H	W	D	H	W	H
25	26.5	32.5	17	16	18.5	17	15









DESCRIPTION	FEATURES	MODEL#	STANDARD FABRIC GRADES												
			1	2	3	4	5	6	7	8	9	10	11	12	
 6515	Armchair COM Yardage: 0.75 Freight Class: 300 Product Weight (lbs.): 11.50 Cubic Feet Per Carton: 5.88 (2 per carton)	Upholstered Seat and Back. Stacks 5 high on floor. Stacks 10 high on dolly.	6515	315	333	347	370	400	411	439	490	513	561	625	708
			6515WS	338	355	370	393	423	433	460	512	536	583	647	731
			OVERALL DIMENSIONS			SEAT DIMENSIONS			BACK DIMENSIONS						
			W	D	H	W	D	H	W		H				
			23	22	34	17	15.5	18.5	17		15				
			RTA 00												



DESCRIPTION	FEATURES	MODEL#	STANDARD FABRIC GRADES												
			1	2	3	4	5	6	7	8	9	10	11	12	
 6515TR	Armchair w/ Tablet COM Yardage: 0.75 Freight Class: 250 Product Weight (lbs.): 30 Cubic Feet Per Carton: 14.25 (1 per carton)	Upholstered Seat & Back. Does not stack. Must specify (L) Left or (R) Right Tablet (Example: 6515TL or 6515TR)	6515T	504	553	569	593	626	638	668	724	751	803	873	961
			6515TWS	554	574	590	614	647	659	689	745	772	824	894	982
			OVERALL DIMENSIONS			SEAT DIMENSIONS			BACK DIMENSIONS						
			W	D	H	W	D	H	W		H				
			25	26.5	32.5	17	16	18	17		15				
			RTA 00												



DESCRIPTION	FEATURES	MODEL#	STANDARD FABRIC GRADES												
			1	2	3	4	5	6	7	8	9	10	11	12	
 Dolly - Wall Saver	COM Yardage: N/A Freight Class: 150 Product Weight (lbs.): 20 Cubic Feet Per Carton: 4 (0.5 per carton)	Accommodates 10 chairs.	6517WS	367	-	-	-	-	-	-	-	-	-	-	-
						OVERALL DIMENSIONS			SEAT DIMENSIONS			BACK DIMENSIONS			
			W	D	H	W	D	H	W		H				
			23.25	24.75	12.25	-	-	-	-		-				
			RTA 1												



DESCRIPTION	FEATURES	MODEL#	STANDARD FABRIC GRADES												
			1	2	3	4	5	6	7	8	9	10	11	12	
 6518	Armless Chair w/ Sled Base COM Yardage: N/A Freight Class: 250 Product Weight (lbs.): 14 Cubic Feet Per Carton: 11.75 (2 per carton)	Polypropylene Seat. Stacks 5 high on floor. Stacks 10 high on dolly.	6518	253	-	-	-	-	-	-	-	-	-	-	-
			6518WS	276	-	-	-	-	-	-	-	-	-	-	-
 6518MB (Mesh Back)			6518MB	296	-	-	-	-	-	-	-	-	-	-	-
			6518WSMB	320	-	-	-	-	-	-	-	-	-	-	-
			OVERALL DIMENSIONS			SEAT DIMENSIONS			BACK DIMENSIONS						
			W	D	H	W	D	H	W		H				
			22	21	32.5	17	16	17	17		15				
			RTA 00												


DESCRIPTION	FEATURES	MODEL#	STANDARD FABRIC GRADES												
			1	2	3	4	5	6	7	8	9	10	11	12	
 6518TR	Armless Chair w/ Tablet and Sled Base COM Yardage: N/A Freight Class: 300 Product Weight (lbs.): 26 Cubic Feet Per Carton: 14.25 (1 per carton)	Polypropylene Seat. Does not stack. Must specify (L) Left or (R) Right Tablet (Example: 6518TL or 6518TR)	6518T	470	-	-	-	-	-	-	-	-	-	-	-
			6518TWS	493	-	-	-	-	-	-	-	-	-	-	-
 6518TRMB (Mesh back)			6518TMB	504	-	-	-	-	-	-	-	-	-	-	-
			6518TWSMB	527	-	-	-	-	-	-	-	-	-	-	
			OVERALL DIMENSIONS			SEAT DIMENSIONS			BACK DIMENSIONS						
			W	D	H	W	D	H	W		H				
			24.75	26.5	32.5	17	16	18	17		15				
			RTA 00												


DESCRIPTION	FEATURES	MODEL#	STANDARD FABRIC GRADES											
			1	2	3	4	5	6	7	8	9	10	11	12
 6519	 6519MB (Mesh Back)													
		Armless Chair w/Sled Base COM Yardage: 0.75 Freight Class: 250 Product Weight (lbs.): 14 Cubic Feet Per Carton: 13.5 (2 per carton)	Upholstered Seat. Stacks 5 high on floor. Stacks 10 high on dolly.											
			OVERALL DIMENSIONS			SEAT DIMENSIONS			BACK DIMENSIONS					
			W	D	H	W	D	H	W	H				
			22	21	33	17	16	17	17	15				
			RTA 00											
 6519TR	 6519TRMB (Mesh back)													
		Armless Chair w/Tablet and Sled Base COM Yardage: 0.75 Freight Class: 300 Product Weight (lbs.): 28 Cubic Feet Per Carton: 14.25 (1 per carton)	Upholstered Seat. Does not stack. Must specify (L) Left or (R) Right Tablet (Example: 6519TL or 6519TR)											
			OVERALL DIMENSIONS			SEAT DIMENSIONS			BACK DIMENSIONS					
			W	D	H	W	D	H	W	H				
			24.5	26.5	32.5	17	16	18	17	15				
			RTA 00											
 6521														
	Armless Chair w/Sled Base COM Yardage: 0.75 Freight Class: 250 Product Weight (lbs.): 15 Cubic Feet Per Carton: 13.5 (2 per carton)	Upholstered Seat and Back. Stacks 5 high on floor. Stacks 10 high on dolly.												
			OVERALL DIMENSIONS			SEAT DIMENSIONS			BACK DIMENSIONS					
			W	D	H	W	D	H	W	H				
			22	21	33	17	16	18.5	17	15				
			RTA 00											
 6521TR														
	Armless Chair w/Tablet and Sled Base COM Yardage: 0.75 Freight Class: 300 Product Weight (lbs.): 29 Cubic Feet Per Carton: 14.25 (1 per carton)	Upholstered Seat & Back. Does not stack. Must specify (L) Left or (R) Right Tablet (Example: 6521TL or 6521TR)												
			OVERALL DIMENSIONS			SEAT DIMENSIONS			BACK DIMENSIONS					
			W	D	H	W	D	H	W	H				
			24.75	26.5	32.5	17	16	18.5	17	15				
			RTA 00											
 6523	 6523MB (Mesh Back)													
		Armchair w/Sled Base COM Yardage: N/A Freight Class: 250 Product Weight (lbs.): 15 Cubic Feet Per Carton: 13.5 (2 per carton)	Polypropylene Seat. Stacks 5 high on floor. Stacks 10 high on dolly.											
			OVERALL DIMENSIONS			SEAT DIMENSIONS			BACK DIMENSIONS					
			W	D	H	W	D	H	W	H				
			23	21	32.5	17	16	17	17	15				
			RTA 00											


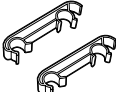






DESCRIPTION	FEATURES	MODEL#	STANDARD FABRIC GRADES											
			1	2	3	4	5	6	7	8	9	10	11	12
 6523TR	 6523TRMB (Mesh back)	6523T	518	-	-	-	-	-	-	-	-	-	-	-
		6523TWS	541	-	-	-	-	-	-	-	-	-	-	-
			6523TMB	556	-	-	-	-	-	-	-	-	-	-
			6523TWSMB	578	-	-	-	-	-	-	-	-	-	-
			OVERALL DIMENSIONS			SEAT DIMENSIONS			BACK DIMENSIONS					
			W	D	H	W	D	H	W	H				
			25	26.5	32.5	17	16	18	17	15				
<p>Armchair w/Tablet and Sled Base COM Yardage: N/A Freight Class: 300 Product Weight (lbs.): 27 Cubic Feet Per Carton: 14.25 (1 per carton)</p>			<p>Polypropylene Seat. Does not stack. Must specify (L) Left or (R) Right Tablet (Example: 6523TL or 6523TR)</p>											
			RTA 00											



DESCRIPTION	FEATURES	MODEL#	STANDARD FABRIC GRADES												
			1	2	3	4	5	6	7	8	9	10	11	12	
 6524	 6524MB (Mesh Back)	6524	325	344	357	380	411	422	449	501	525	572	636	718	
		6524WS	366	384	399	421	454	463	491	544	569	617	684	765	
			6524MB	377	396	411	433	464	474	503	554	579	627	695	777
			6524WSMB	405	424	439	461	493	504	531	584	609	657	724	806
			OVERALL DIMENSIONS			SEAT DIMENSIONS			BACK DIMENSIONS						
			W	D	H	W	D	H	W	H					
			33	21	33	17	16	17.5	17	15					
<p>Armchair w/Sled Base COM Yardage: 0.75 Freight Class: 250 Product Weight (lbs.): 15 Cubic Feet Per Carton: 13.5 (2 per carton)</p>			<p>Upholstered Seat. Stacks 5 high on floor. Stacks 10 high on dolly.</p>												
			RTA 00												


DESCRIPTION	FEATURES	MODEL#	STANDARD FABRIC GRADES												
			1	2	3	4	5	6	7	8	9	10	11	12	
 6524TR	 6524TRMB (Mesh back)	6524T	545	565	581	605	638	650	680	736	763	815	885	973	
		6524TWS	566	586	602	626	659	671	701	757	784	836	906	994	
			6524TMB	544	564	580	604	637	649	679	735	761	813	884	972
			6524TWSMB	565	585	601	625	658	670	700	756	783	835	905	993
			OVERALL DIMENSIONS			SEAT DIMENSIONS			BACK DIMENSIONS						
			W	D	H	W	D	H	W	H					
			25	26.5	32.5	17	16	18.5	17	15					
<p>Armchair w/Tablet and Sled Base COM Yardage: 0.75 Freight Class: 300 Product Weight (lbs.): 29 Cubic Feet Per Carton: 13.5 (1 per carton)</p>			<p>Upholstered Seat. Does not stack. Must specify (L) Left or (R) Right Tablet (Example: 6524TL or 6524TR)</p>												
			RTA 00												


DESCRIPTION	FEATURES	MODEL#	STANDARD FABRIC GRADES												
			1	2	3	4	5	6	7	8	9	10	11	12	
 6525			6525	354	373	388	410	440	450	479	529	553	601	665	747
			6525WS	390	408	423	445	478	487	515	569	593	641	708	789
			OVERALL DIMENSIONS			SEAT DIMENSIONS			BACK DIMENSIONS						
			W	D	H	W	D	H	W	H					
			23	21	33	17	15.5	17.5	17	15					
<p>Armchair COM Yardage: 0.75 Freight Class: 250 Product Weight (lbs.): 16 Cubic Feet Per Carton: 13.5 (2 per carton)</p>			<p>Upholstered Seat and Back. Stacks 5 high on floor. Stacks 10 high on dolly.</p>												
			RTA 00												



DESCRIPTION	FEATURES	MODEL#	STANDARD FABRIC GRADES												
			1	2	3	4	5	6	7	8	9	10	11	12	
 6525TR			6525T	568	588	604	628	661	673	703	759	786	838	908	996
			6525TWS	590	610	626	650	683	695	725	781	808	860	930	1018
			OVERALL DIMENSIONS			SEAT DIMENSIONS			BACK DIMENSIONS						
			W	D	H	W	D	H	W	H					
			25	26.5	32.5	17	16	18.5	17	15					
<p>Armchair w/Tablet and Sled Base COM Yardage: 0.75 Freight Class: 300 Product Weight (lbs.): 30 Cubic Feet Per Carton: 14.25 (1 per carton)</p>			<p>Upholstered Seat & Back. Does not stack. Must specify (L) Left or (R) Right Tablet (Example: 6525TL or 6525TR)</p>												
			RTA 00												



DESCRIPTION	FEATURES	MODEL#	STANDARD FABRIC GRADES													
 <p>Ganging Brackets COM Yardage: N/A Freight Class: 70 Product Weight (lbs.): 0.2 Cubic Feet Per Carton: 1 (25 per carton)</p>	For four legged models only.	6522	1	2	3	4	5	6	7	8	9	10	11	12		
		19	-	-	-	-	-	-	-	-	-	-	-	-	-	
		OVERALL DIMENSIONS			SEAT DIMENSIONS			BACK DIMENSIONS								
		W	D	H	W	D	H	W	H							
			0.87	7.75	1.5	-	-	-	-	-						
			RTA 00			ups										
 <p>Ganging Brackets COM Yardage: N/A Freight Class: 70 Product Weight (lbs.): 0.25 Cubic Feet Per Carton: 1 (25 per carton)</p>	Sled base models only.	6526	1	2	3	4	5	6	7	8	9	10	11	12		
		15	-	-	-	-	-	-	-	-	-	-	-	-	-	
		OVERALL DIMENSIONS			SEAT DIMENSIONS			BACK DIMENSIONS								
		W	D	H	W	D	H	W	H							
			0.75	5.75	1.25	-	-	-	-	-						
			RTA 00			ups										
  <p>6558 6558MB (Mesh Back)</p> <p>Armless Bar Stool COM Yardage: N/A Freight Class: 300 Product Weight (lbs.): 18 Cubic Feet Per Carton: 14.75 (1 per carton)</p>	Polypropylene Seat. Stacks 5 high on floor.	6558	1	2	3	4	5	6	7	8	9	10	11	12		
		330	-	-	-	-	-	-	-	-	-	-	-	-	-	
		6558MB	385	-	-	-	-	-	-	-	-	-	-	-	-	
		Mesh Back														
OVERALL DIMENSIONS			SEAT DIMENSIONS			BACK DIMENSIONS										
W	D	H	W	D	H	W	H									
			22	23	42	17	16	28	17	15						
			RTA 00													
  <p>6558CS 6558CSMB (Mesh Back)</p> <p>Armless Counter Stool COM Yardage: N/A Freight Class: 300 Product Weight (lbs.): 20 Cubic Feet Per Carton: 14.5 (1 per carton)</p>	Polypropylene Seat. Stacks 5 high on floor.	6558CS	1	2	3	4	5	6	7	8	9	10	11	12		
		330	-	-	-	-	-	-	-	-	-	-	-	-	-	
		6558CSMB	386	-	-	-	-	-	-	-	-	-	-	-	-	
		Mesh Back														
OVERALL DIMENSIONS			SEAT DIMENSIONS			BACK DIMENSIONS										
W	D	H	W	D	H	W	H									
			22.5	22	38	17	16	24	17	15						
			RTA 00													
  <p>6559 6559MB (Mesh Back)</p> <p>Armless Bar Stool COM Yardage: 0.75 Freight Class: 300 Product Weight (lbs.): 18 Cubic Feet Per Carton: 14.75 (1 per carton)</p>	Upholstered Seat. Stacks 5 high on floor.	6559	1	2	3	4	5	6	7	8	9	10	11	12		
		359	378	393	415	445	456	483	534	557	606	669	751			
		6559MB	402	421	436	458	490	501	528	580	605	654	721	802		
		Mesh Back														
OVERALL DIMENSIONS			SEAT DIMENSIONS			BACK DIMENSIONS										
W	D	H	W	D	H	W	H									
			22	23	42	17	16	28.5	17	15						
			RTA 00													









DESCRIPTION	FEATURES	MODEL#	STANDARD FABRIC GRADES												
			1	2	3	4	5	6	7	8	9	10	11	12	
 6559CS	 6559CSMB (Mesh Back)		359	379	394	417	449	464	494	541	577	617	700	788	
		6559CSMB	404	424	439	462	494	509	539	586	622	662	745	833	
			OVERALL DIMENSIONS			SEAT DIMENSIONS			BACK DIMENSIONS						
			W	D	H	W	D	H	W	H					
Armless Counter Stool COM Yardage: 0.75 Freight Class: 300 Product Weight (lbs.): 24 Cubic Feet Per Carton: 14.5 (1 per carton)			Upholstered Seat. Stacks 5 high on floor.			22.5	22	38	17	16	24.5	17	15		



DESCRIPTION	FEATURES	MODEL#	STANDARD FABRIC GRADES												
			1	2	3	4	5	6	7	8	9	10	11	12	
 6561			390	408	423	445	477	485	513	565	589	636	701	784	
			OVERALL DIMENSIONS			SEAT DIMENSIONS			BACK DIMENSIONS						
			W	D	H	W	D	H	W	H					
Armless Bar Stool COM Yardage: 0.75 Freight Class: 300 Product Weight (lbs.): 18 Cubic Feet Per Carton: 14.75 (1 per carton)			Upholstered Seat and back. Stacks 5 high on floor. Stacks 10 high on dolly.			22	23	42.5	17	16	28.5	17	15		
			RTA 00												



DESCRIPTION	FEATURES	MODEL#	STANDARD FABRIC GRADES												
			1	2	3	4	5	6	7	8	9	10	11	12	
 6561CS			390	410	425	448	480	495	525	572	608	648	731	819	
			OVERALL DIMENSIONS			SEAT DIMENSIONS			BACK DIMENSIONS						
			W	D	H	W	D	H	W	H					
Armless Counter Stool COM Yardage: 0.75 Freight Class: 300 Product Weight (lbs.): 27 Cubic Feet Per Carton: 14.75 (1 per carton)			Upholstered Seat and back. Stacks 5 high on floor.			22.5	22	38	17	16	24.5	17	15		
			RTA 00												



DESCRIPTION	FEATURES	MODEL#	STANDARD FABRIC GRADES												
			1	2	3	4	5	6	7	8	9	10	11	12	
 6563	 6563MB (Mesh Back)		376	-	-	-	-	-	-	-	-	-	-	-	
		6563MB	433	-	-	-	-	-	-	-	-	-	-	-	
			OVERALL DIMENSIONS			SEAT DIMENSIONS			BACK DIMENSIONS						
			W	D	H	W	D	H	W	H					
Bar Stool w/Arms COM Yardage: N/A Freight Class: 300 Product Weight (lbs.): 19 Cubic Feet Per Carton: 14.75 (1 per carton)			Polypropylene Seat. Stacks 5 high on floor. Stacks 10 high on dolly.			23	23	42	17	16	28	17	15		
			RTA 00												


DESCRIPTION	FEATURES	MODEL#	STANDARD FABRIC GRADES												
			1	2	3	4	5	6	7	8	9	10	11	12	
 6563CS	 6563CSMB (Mesh Back)		376	-	-	-	-	-	-	-	-	-	-	-	
		6563CSMB	433	-	-	-	-	-	-	-	-	-	-	-	
			OVERALL DIMENSIONS			SEAT DIMENSIONS			BACK DIMENSIONS						
			W	D	H	W	D	H	W	H					
Counter Stool w/Arms COM Yardage: N/A Freight Class: 300 Product Weight (lbs.): 21 Cubic Feet Per Carton: 14.5 (1 per carton)			Polypropylene Seat. Stacks 5 high on floor.			22.5	23	38	17	16	24	17	15		


DESCRIPTION	FEATURES	MODEL#	STANDARD FABRIC GRADES											
 6564	 6564MB (Mesh Back)		1	2	3	4	5	6	7	8	9	10	11	12
		6564	401	421	435	457	486	498	526	577	601	647	713	794
		6564MB	466	485	501	523	554	565	593	645	669	718	785	866
			OVERALL DIMENSIONS			SEAT DIMENSIONS			BACK DIMENSIONS					
			W	D	H	W	D	H	W	H				
			23	23	42.5	17	16	28.5	17	15				
			RTA 00											
<p>Bar Stool w/Arms COM Yardage: 0.75 Freight Class: 300 Product Weight (lbs.): 19 Cubic Feet Per Carton: 14.75 (1 per carton)</p>	<p>Upholstered Seat. Stacks 5 high on floor.</p>													
 6564CS	 6564CSMB (Mesh Back)		1	2	3	4	5	6	7	8	9	10	11	12
		6564CS	401	421	436	459	491	506	536	583	619	659	742	830
		6564CSMB	466	486	501	524	556	571	601	648	684	724	807	895
			OVERALL DIMENSIONS			SEAT DIMENSIONS			BACK DIMENSIONS					
			W	D	H	W	D	H	W	H				
			22.5	23	38	17	16	24.5	17	15				
			RTA 00											
<p>Counter Stool w/Arms COM Yardage: 0.75 Freight Class: 300 Product Weight (lbs.): 25 Cubic Feet Per Carton: 14.75 (1 per carton)</p>	<p>Upholstered Seat. Stacks 5 high on floor.</p>													
 6565			1	2	3	4	5	6	7	8	9	10	11	12
	6565	428	448	462	484	514	526	553	605	630	677	741	822	
			OVERALL DIMENSIONS			SEAT DIMENSIONS			BACK DIMENSIONS					
			W	D	H	W	D	H	W	H				
			23	23	42.5	17	16	28.5	17	15				
			RTA 00											
<p>Bar Stool w/Arms COM Yardage: 0.75 Freight Class: 300 Product Weight (lbs.): 19 Cubic Feet Per Carton: 14.75 (1 per carton)</p>	<p>Upholstered seat and back. Stacks 5 high on floor.</p>													
 6565CS			1	2	3	4	5	6	7	8	9	10	11	12
	6565CS	429	449	464	487	519	534	564	611	647	687	770	858	
			OVERALL DIMENSIONS			SEAT DIMENSIONS			BACK DIMENSIONS					
			W	D	H	W	D	H	W	H				
			22.5	23	38	17	16	24.5	17	15				
			RTA 00											
<p>Counter Stool w/Arms COM Yardage: 0.75 Freight Class: 300 Product Weight (lbs.): 27 Cubic Feet Per Carton: 14.75 (1 per carton)</p>	<p>Upholstered Seat. Stacks 5 high on floor.</p>													
 6573	 6573MB (Mesh Back)		1	2	3	4	5	6	7	8	9	10	11	12
		6573	311	-	-	-	-	-	-	-	-	-	-	-
		6573MB	351	-	-	-	-	-	-	-	-	-	-	-
			OVERALL DIMENSIONS			SEAT DIMENSIONS			BACK DIMENSIONS					
			W	D	H	W	D	H	W	H				
			23	21	32	17	16	17.5	17	14.5				
			RTA 00											
<p>Armchair w/Casters COM Yardage: N/A Freight Class: 250 Product Weight (lbs.): 14 Cubic Feet Per Carton: 13.5 (2 per carton)</p>	<p>Polypropylene Seat. Stacks 5 high on floor. Stacks 10 high on dolly.</p>													










DESCRIPTION	FEATURES	MODEL#	STANDARD FABRIC GRADES												
			1	2	3	4	5	6	7	8	9	10	11	12	
 6573TR	 6573TRMB (Mesh Back)	6573T	529	-	-	-	-	-	-	-	-	-	-	-	
		6573TMB Mesh Back	566	-	-	-	-	-	-	-	-	-	-	-	
OVERALL DIMENSIONS			SEAT DIMENSIONS			BACK DIMENSIONS									
			W	D	H	W	D	H	W	H					
Armchair w/Tablet and Casters COM Yardage: N/A Freight Class: 300 Product Weight (lbs.): 27 Cubic Feet Per Carton: 14.25 (1 per carton)			25	26.5	32.5	17	16	18	17	15					
Polypropylene Seat. Does not stack. Must specify (L) Left or (R) Right Tablet (Example: 6573TL or 6573TR)			RTA 00												


DESCRIPTION	FEATURES	MODEL#	STANDARD FABRIC GRADES												
			1	2	3	4	5	6	7	8	9	10	11	12	
 6574	 6574MB (Mesh Back)	6574	341	359	374	397	426	437	466	515	539	588	653	734	
		6574MB Mesh Back	382	401	416	438	470	481	508	560	586	634	701	783	
OVERALL DIMENSIONS			SEAT DIMENSIONS			BACK DIMENSIONS									
			W	D	H	W	D	H	W	H					
Armchair w/Casters COM Yardage: 0.75 Freight Class: 300 Product Weight (lbs.): 15 Cubic Feet Per Carton: 13.5 (1 per carton)			23	21.5	33	17	16	18	17	14					
Upholstered Seat. Stacks 5 high on floor. Stacks 10 high on dolly.			RTA 00												

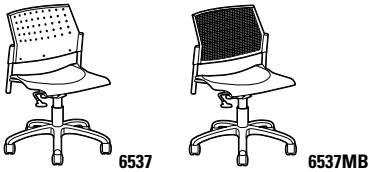
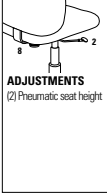

DESCRIPTION	FEATURES	MODEL#	STANDARD FABRIC GRADES												
			1	2	3	4	5	6	7	8	9	10	11	12	
 6574TR	 6574TRMB (Mesh Back)	6574T	556	576	592	616	649	661	691	747	774	826	896	984	
		6574TMB Mesh Back	597	617	633	657	690	702	732	788	815	867	937	1025	
OVERALL DIMENSIONS			SEAT DIMENSIONS			BACK DIMENSIONS									
			W	D	H	W	D	H	W	H					
Armchair w/Tablet and Casters COM Yardage: 0.75 Freight Class: 300 Product Weight (lbs.): 29 Cubic Feet Per Carton: 14.25 (1 per carton)			25	26.5	32.5	17	16	18	17	15					
Upholstered Seat. Does not stack. Must specify (L) Left or (R) Right Tablet (Example: 6574TL or 6574TR)			RTA 00												


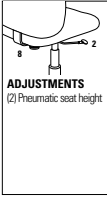

DESCRIPTION	FEATURES	MODEL#	STANDARD FABRIC GRADES												
			1	2	3	4	5	6	7	8	9	10	11	12	
 6575		6575	355	374	389	411	441	451	480	530	554	602	666	748	
OVERALL DIMENSIONS			SEAT DIMENSIONS			BACK DIMENSIONS									
			W	D	H	W	D	H	W	H					
Armchair w/Casters COM Yardage: 0.75 Freight Class: 250 Product Weight (lbs.): 15 Cubic Feet Per Carton: 13.5 (2 per carton)			23	21.5	32.5	17	15.5	18	17	14.5					
Upholstered Seat & Back. Stacks 5 high on floor. Stacks 10 high on dolly.			RTA 00												


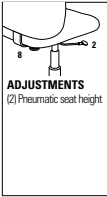

DESCRIPTION	FEATURES	MODEL#	STANDARD FABRIC GRADES												
			1	2	3	4	5	6	7	8	9	10	11	12	
 6575TR		6575T	579	599	615	639	672	684	714	770	797	849	919	1007	
OVERALL DIMENSIONS			SEAT DIMENSIONS			BACK DIMENSIONS									
			W	D	H	W	D	H	W	H					
Armchair w/Tablet and Casters COM Yardage: 0.75 Freight Class: 300 Product Weight (lbs.): 30 Cubic Feet Per Carton: 14.25 (1 per carton)			25	26.5	32.5	17	16	18.5	17	15					
Upholstered Seat & Back. Does not stack. Must specify (L) Left or (R) Right Tablet (Example: 6575TL or 6575TR)			RTA 00												

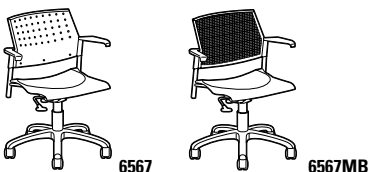
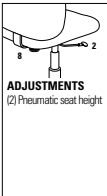

DESCRIPTION	FEATURES	MODEL#	STANDARD FABRIC GRADES											
			1	2	3	4	5	6	7	8	9	10	11	12
 6577	 6577MB (Mesh Back)		1	2	3	4	5	6	7	8	9	10	11	12
			6577	269	-	-	-	-	-	-	-	-	-	-
Armless Chair w/Casters COM Yardage: N/A Freight Class: 300 Product Weight (lbs.): 12 Cubic Feet Per Carton: 13.5 (2 per carton)	Polypropylene Seat. Stacks 5 high no floor. Stacks 10 high on dolly.		OVERALL DIMENSIONS			SEAT DIMENSIONS			BACK DIMENSIONS					
			W	D	H	W	D	H	W	H				
			21	21	33	17	16	17.5	17	14.5				
			RTA 00											
 6577TR	 6577TRMB (Mesh Back)		1	2	3	4	5	6	7	8	9	10	11	12
			6577T	481	-	-	-	-	-	-	-	-	-	-
Armless Chair w/Tablet and Casters COM Yardage: N/A Freight Class: 300 Product Weight (lbs.): 27 Cubic Feet Per Carton: 14.25 (1 per carton)	Polypropylene Seat. Does not stack. Must specify (L) Left or (R) Right Tablet (Example: 6577TL or 6577TR)		OVERALL DIMENSIONS			SEAT DIMENSIONS			BACK DIMENSIONS					
			W	D	H	W	D	H	W	H				
			24.75	26.5	32.5	17	16	18	17	15				
			RTA 00											
 6578	 6578MB (Mesh Back)		1	2	3	4	5	6	7	8	9	10	11	12
			6578	298	317	331	354	384	396	423	473	498	547	610
Armless Chair w/Casters COM Yardage: 0.75 Freight Class: 300 Product Weight (lbs.): 13 Cubic Feet Per Carton: 13.5 (2 per carton)	Upholstered Seat. Stacks 5 high on floor. Stacks 10 high on dolly.		OVERALL DIMENSIONS			SEAT DIMENSIONS			BACK DIMENSIONS					
			W	D	H	W	D	H	W	H				
			21	21.5	33	17	16	18	17	14				
			RTA 00											
 6578TR	 6578TRMB (Mesh Back)		1	2	3	4	5	6	7	8	9	10	11	12
			6578T	510	530	546	570	603	615	645	701	728	780	850
Armless Chair w/Tablet and Casters COM Yardage: 0.75 Freight Class: 300 Product Weight (lbs.): 28 Cubic Feet Per Carton: 14.25 (1 per carton)	Upholstered Seat. Does not stack. Must specify (L) Left or (R) Right Tablet (Example: 6578TL or 6578TR)		OVERALL DIMENSIONS			SEAT DIMENSIONS			BACK DIMENSIONS					
			W	D	H	W	D	H	W	H				
			24.75	26.5	32.5	17	16	18.5	17	15				
			RTA 00											
 6579			1	2	3	4	5	6	7	8	9	10	11	12
			6579	327	345	359	381	413	423	450	502	526	574	638
Armchair w/Casters COM Yardage: 0.75 Freight Class: 250 Product Weight (lbs.): 13 Cubic Feet Per Carton: 13.5 (2 per carton)	Upholstered Seat and Back. Stacks 5 high on floor. Stacks 10 high on dolly.		OVERALL DIMENSIONS			SEAT DIMENSIONS			BACK DIMENSIONS					
			W	D	H	W	D	H	W	H				
			21	21.5	32.5	17	15.5	18	17	14.5				
			RTA 00											



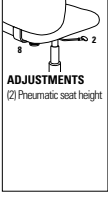


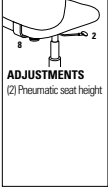


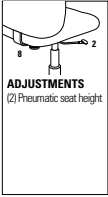

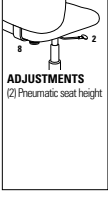



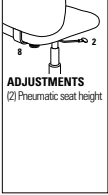

DESCRIPTION	FEATURES	MODEL#	STANDARD FABRIC GRADES											
			1	2	3	4	5	6	7	8	9	10	11	12
 <p>6579TR</p> <p>Armless Chair w/Tablet and Casters COM Yardage: 0.75 Freight Class: 300 Product Weight (lbs.): 18 Cubic Feet Per Carton: 11.75 (1 per carton)</p>	Upholstered Seat & Back. Does not stack. Must specify (L) Left or (R) Right Tablet (Example: 6579TL or 6579TR)	6579T	545	565	581	605	638	650	680	736	763	815	885	973
			OVERALL DIMENSIONS W D H			SEAT DIMENSIONS W D H			BACK DIMENSIONS W H					
			23.5	21.5	33	17	16	18.5	17	15				
			RTA 00											

DESCRIPTION	FEATURES	MODEL#	STANDARD FABRIC GRADES											
			1	2	3	4	5	6	7	8	9	10	11	12
 <p>6537 6537MB</p> <p>Armless LB Task COM Yardage: N/A Freight Class: 250 Product Weight (lbs.): 21.50 Cubic Feet Per Carton: 14.5 (1 per carton)</p>	Polypropylene Seat. Ergonomic Features: C, M	 <p>ADJUSTMENTS (2) Pneumatic seat height</p>	6537	343	-	-	-	-	-	-	-	-	-	-
			6537MB	385	-	-	-	-	-	-	-	-	-	-
			OVERALL DIMENSIONS W D H			SEAT DIMENSIONS W D H			BACK DIMENSIONS W H					
			20.5	20.5	32.5	17	16	15.5-19.5	17	15				
			RTA 1 											

DESCRIPTION	FEATURES	MODEL#	STANDARD FABRIC GRADES												
			1	2	3	4	5	6	7	8	9	10	11	12	
 <p>6538 6538MB</p> <p>Armless LB Task COM Yardage: 0.75 Freight Class: 250 Product Weight (lbs.): 22.50 Cubic Feet Per Carton: 14.5 (1 per carton)</p>	Upholstered Seat. Ergonomic Features: C, M	 <p>ADJUSTMENTS (2) Pneumatic seat height</p>	6538	371	390	403	426	457	468	495	548	571	618	682	764
			6538MB	417	436	450	472	505	515	543	595	620	668	735	817
			OVERALL DIMENSIONS W D H			SEAT DIMENSIONS W D H			BACK DIMENSIONS W H						
			20.5	20.5	32.5	17	16	16-20	17	14.75					
			RTA 1 												

DESCRIPTION	FEATURES	MODEL#	STANDARD FABRIC GRADES												
			1	2	3	4	5	6	7	8	9	10	11	12	
 <p>6539</p> <p>Armless LB Task COM Yardage: 0.75 Freight Class: 250 Product Weight (lbs.): 23.50 Cubic Feet Per Carton: 6.50 (1 per carton)</p>	Upholstered Seat and Back. Ergonomic Features: C, M	 <p>ADJUSTMENTS (2) Pneumatic seat height</p>	6539	400	418	433	456	485	496	525	576	599	646	711	793
			OVERALL DIMENSIONS W D H			SEAT DIMENSIONS W D H			BACK DIMENSIONS W H						
			20.5	20.5	33	17	15.5	16-20	17	15					
			RTA 1 												

DESCRIPTION	FEATURES	MODEL#	STANDARD FABRIC GRADES											
			1	2	3	4	5	6	7	8	9	10	11	12
 <p>6567 6567MB</p> <p>LB Task w/Arms COM Yardage: N/A Freight Class: 250 Product Weight (lbs.): 23 Cubic Feet Per Carton: 6.50 (1 per carton)</p>	Polypropylene Seat. Ergonomic Features: C, M	 <p>ADJUSTMENTS (2) Pneumatic seat height</p>	6567	385	-	-	-	-	-	-	-	-	-	-
			6567MB	433	-	-	-	-	-	-	-	-	-	-
			OVERALL DIMENSIONS W D H			SEAT DIMENSIONS W D H			BACK DIMENSIONS W H					
			23	20.5	32.5	17	16	15.5-20.5	17	15				
			RTA 1 											

DESCRIPTION		FEATURES	MODEL#	STANDARD FABRIC GRADES											
 6568	 6568MB	 ADJUSTMENTS (2) Pneumatic seat height		1	2	3	4	5	6	7	8	9	10	11	12
			6568	414	432	446	469	500	509	537	589	612	661	724	806
LB Task w/Arms COM Yardage: 0.75 Freight Class: 250 Product Weight (lbs.): 24 Cubic Feet Per Carton: 6.50 (1 per carton)				Upholstered Seat. Ergonomic Features: C, M											
				OVERALL DIMENSIONS W D H			SEAT DIMENSIONS W D H			BACK DIMENSIONS W H					
				23	20.5	32.5	17	16	16-21	17	14.5				
				RTA 1											
	 ADJUSTMENTS (2) Pneumatic seat height		1	2	3	4	5	6	7	8	9	10	11	12	
		6569	441	459	473	496	527	537	565	617	640	688	751	834	
LB Task w/Arms COM Yardage: 0.75 Freight Class: 250 Product Weight (lbs.): 25 Cubic Feet Per Carton: 6.50 (1 per carton)				Upholstered Seat and Back. Ergonomic Features: C, M											
				OVERALL DIMENSIONS W D H			SEAT DIMENSIONS W D H			BACK DIMENSIONS W H					
				23	20.5	33	17	15.5	16-20	17	15				
				RTA 1											
	 ADJUSTMENTS (2) Pneumatic seat height		1	2	3	4	5	6	7	8	9	10	11	12	
		6586	605	623	639	661	691	704	731	783	808	856	922	1005	
LB Task Drafting Chair COM Yardage: 0.75 Freight Class: 250 Product Weight (lbs.): 28 Cubic Feet Per Carton: 8.25 (1 per carton)				Upholstered Seat and Back. Ergonomic Features: C, M											
				OVERALL DIMENSIONS W D H			SEAT DIMENSIONS W D H			BACK DIMENSIONS W H					
				24	21.5	21.5	17	16	22-32	17	14.5				
				RTA 1											
	 ADJUSTMENTS (2) Pneumatic seat height		1	2	3	4	5	6	7	8	9	10	11	12	
		6587	508	-	-	-	-	-	-	-	-	-	-	-	-
LB Task Drafting Chair COM Yardage: N/A Freight Class: 250 Product Weight (lbs.): 26 Cubic Feet Per Carton: 8.25 (1 per carton)				Polypropylene Seat. Ergonomic Features: C, M											
				OVERALL DIMENSIONS W D H			SEAT DIMENSIONS W D H			BACK DIMENSIONS W H					
				24.0	21.5	42.5	17	16	22-32	17	14.5				
				RTA 1											
 6588	 6588MB	 ADJUSTMENTS (2) Pneumatic seat height		1	2	3	4	5	6	7	8	9	10	11	12
			6588	573	592	606	627	661	670	699	750	776	824	891	972
LB Task Drafting Chair COM Yardage: 0.75 Freight Class: 250 Product Weight (lbs.): 28 Cubic Feet Per Carton: 8.25 (1 per carton)				Upholstered Seat. Ergonomic Features: C, M											
				OVERALL DIMENSIONS W D H			SEAT DIMENSIONS W D H			BACK DIMENSIONS W H					
				24	21.5	42.5	17	16	22-32	17	14.5				
				RTA 1											

TWILIGHT™



model 2194 (BK)



model 2198C (TUN)

STANDARD FEATURES

- Twilight series armchairs and barstools feature a flared back design.
- Chairs can stack 5 high on floor and 8 high on dolly 2125WS. Stools do not stack.
- Comet series tables and connecting brackets are compatible with Twilight models.
- Arm and Armless models can be joined together using ganging clamp model 2180.
- All Twilight models have welded corner gussets for additional strength & support.
- **Specifications and pricing are for 1 chair.**

OPTIONAL FEATURES

- Frames available in Black (BK) or Tungsten (TUN).
- Optional steel cushioned glides (B) are available on all models. Add \$18.00. Please specify.
- Models featuring a wood veneer back are available in Absolute (AAM), Black (BKM), Cherry (ACM), Espresso Cafe (ECM), English Oak (EOM), Fruitwood (TFM), Gray (HGM), Honey (AHM), Mahogany (TMM), Maple (AVM), Medium Walnut (MWM), Night (ASM), Shaker Cherry (SKM), Walnut (TWM), WC Cream (WTM), White (WHM) and Winter Cherry (WCE). Please Specify. Genuine maple faced veneers and solids are used.
- Models featuring wood veneer backs can incorporate a custom logo. Please contact Customer Service for further details.

DESCRIPTION

FEATURES

MODEL#

STANDARD FABRIC GRADES



2194



2194WS

Armchair Upholstered Back
COM Yardage: 1.25
Freight Class: 250
Product Weight (lbs.): 21
Cubic Feet Per Carton: 14.25 (2 per carton)

Stacks 5 high on floor.
Stacks 8 high on dolly.
Ergonomic Features:
M, N

MODEL#	STANDARD FABRIC GRADES											
	1	2	3	4	5	6	7	8	9	10	11	12
2194	414	445	468	500	549	576	621	685	749	800	935	1070
2194WS Wall Saver	430	460	486	522	575	593	640	727	768	849	959	1096
OVERALL DIMENSIONS			SEAT DIMENSIONS			BACK DIMENSIONS						
W	D	H	W	D	H	W	H					
23.5	22	35	18	16	18	18	16					
RTA 00												



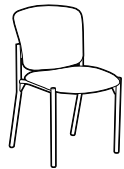
Armchair w/Casters Upholstered Back
COM Yardage: 1.25
Freight Class: 250
Product Weight (lbs.): 21
Cubic Feet Per Carton: 12.5 (2 per carton)

Stacks 5 high on floor.
Stacks 8 high on dolly.
Ergonomic Features:
M, N

MODEL#	STANDARD FABRIC GRADES											
	1	2	3	4	5	6	7	8	9	10	11	12
2194C	485	515	539	571	621	639	681	763	802	876	981	1109
OVERALL DIMENSIONS			SEAT DIMENSIONS			BACK DIMENSIONS						
W	D	H	W	D	H	W	H					
23.5	22	35	18	16	18	18	18.5					
RTA 00												



2195





2195WS


Armless Chair Upholstered Back
COM Yardage: 1.25
Freight Class: 250
Product Weight (lbs.): 18
Cubic Feet Per Carton: 12.5 (2 per carton)

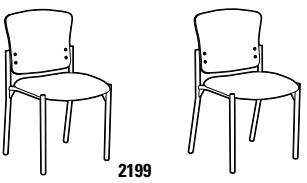
Stacks 5 high on floor.
Stacks 8 high on dolly.
Ergonomic Features:
M, N


MODEL#	STANDARD FABRIC GRADES											
	1	2	3	4	5	6	7	8	9	10	11	12
2195	358	386	409	444	493	518	564	627	690	740	876	1012
2195WS Wall Saver	373	404	429	466	518	537	583	669	711	793	902	1039
OVERALL DIMENSIONS			SEAT DIMENSIONS			BACK DIMENSIONS						
W	D	H	W	D	H	W	H					
20	22	35	18	16	18.5	18	16					
RTA 00												




DESCRIPTION	FEATURES	MODEL#	STANDARD FABRIC GRADES													
			1	2	3	4	5	6	7	8	9	10	11	12		
 <p>Armless Chair w/Casters Upholstered Back COM Yardage: 1.25 Freight Class: 250 Product Weight (lbs.): 18 Cubic Feet Per Carton: 12.25 (2 per carton)</p>	<p>Stacks 5 high on floor. Stacks 8 high on dolly. Ergonomic Features: M, N</p>	2195C	430	458	482	517	566	584	626	708	747	822	926	1053		
			OVERALL DIMENSIONS			SEAT DIMENSIONS			BACK DIMENSIONS							
			W	D	H	W	D	H	W	H						
			20	22	35	18	16	18	18.5	16						
			RTA 00													

DESCRIPTION	FEATURES	MODEL#	STANDARD FABRIC GRADES													
			1	2	3	4	5	6	7	8	9	10	11	12		
 <p>Armchair Wood Veneer Back COM Yardage: .75 Freight Class: 250 Product Weight (lbs.): 13 Cubic Feet Per Carton: 6.25 (2 per carton)</p>	<p>Stacks 5 high on floor. Stacks 8 high on dolly. Ergonomic Features: M, N</p>	2198	441	457	472	493	521	538	565	603	640	671	752	833		
			2198WS Wall Saver	455	474	490	512	542	554	582	633	658	707	773	854	
				OVERALL DIMENSIONS			SEAT DIMENSIONS			BACK DIMENSIONS						
			W	D	H	W	D	H	W	H						
			23.5	22	35	18	17.5	18	18.5	16.5						
			RTA 00													

DESCRIPTION	FEATURES	MODEL#	STANDARD FABRIC GRADES													
			1	2	3	4	5	6	7	8	9	10	11	12		
 <p>Armchair w/Casters Wood Veneer Back COM Yardage: .75 Freight Class: 250 Product Weight (lbs.): 20 Cubic Feet Per Carton: 12.5 (2 per carton)</p>	<p>Stacks 5 high on floor. Stacks 8 high on dolly. Ergonomic Features: M, N</p>	2198C	459	478	493	514	542	552	579	627	650	695	757	834		
			OVERALL DIMENSIONS			SEAT DIMENSIONS			BACK DIMENSIONS							
			W	D	H	W	D	H	W	H						
			23.5	22	35	18	16	18	18.5	16						
			RTA 00													

DESCRIPTION	FEATURES	MODEL#	STANDARD FABRIC GRADES													
			1	2	3	4	5	6	7	8	9	10	11	12		
 <p>Armless Chair Wood Veneer Back COM Yardage: .75 Freight Class: 250 Product Weight (lbs.): 18 Cubic Feet Per Carton: 13 (2 per carton)</p>	<p>Stacks 5 high on floor. Stacks 8 high on dolly. Ergonomic Features: M, N</p>	2199	382	399	412	432	460	477	505	543	580	612	692	775		
			2199WS Wall Saver	396	414	430	452	482	495	522	574	599	647	713	796	
				OVERALL DIMENSIONS			SEAT DIMENSIONS			BACK DIMENSIONS						
			W	D	H	W	D	H	W	H						
			20	22	35	18	17.5	18	18.5	16.5						
			RTA 00													

DESCRIPTION	FEATURES	MODEL#	STANDARD FABRIC GRADES													
			1	2	3	4	5	6	7	8	9	10	11	12		
 <p>Armless Chair w/Casters Wood Veneer Back COM Yardage: .75 Freight Class: 250 Product Weight (lbs.): 18 Cubic Feet Per Carton: 12.5 (2 per carton)</p>	<p>Stacks 5 high on floor. Stacks 8 high on dolly. Ergonomic Features: M, N</p>	2199C	406	425	437	458	489	498	524	573	596	641	703	780		
			OVERALL DIMENSIONS			SEAT DIMENSIONS			BACK DIMENSIONS							
			W	D	H	W	D	H	W	H						
			20	22	35	18	17.5	18	18.5	16						
			RTA 00													

DESCRIPTION	FEATURES	MODEL#	STANDARD FABRIC GRADES											
			1	2	3	4	5	6	7	8	9	10	11	12
 <p>Barstool w/Arms Wood Veneer Back COM Yardage: .75 Freight Class: 300 Product Weight (lbs.): 27 Cubic Feet Per Carton: 14.75 (1 per carton)</p>	<p>Does not stack.</p> <p>Ergonomic Features: M, N</p>	<p>2188</p>	637	657	672	694	727	736	764	817	842	890	957	1038
			OVERALL DIMENSIONS			SEAT DIMENSIONS			BACK DIMENSIONS					
			W	D	H	W	D	H	W	H				
			23	22	45	18	16	29	18.5	16				
			RTA 00											
 <p>Armless Barstool Wood Veneer Back COM Yardage: .75 Freight Class: 300 Product Weight (lbs.): 25 Cubic Feet Per Carton: 14.75 (1 per carton)</p>	<p>Does not stack.</p> <p>Ergonomic Features: M, N</p>	<p>2189</p>	576	597	611	634	665	676	703	756	780	829	895	978
			OVERALL DIMENSIONS			SEAT DIMENSIONS			BACK DIMENSIONS					
			W	D	H	W	D	H	W	H				
			20	22	45	18	16	29	18.5	16				
			RTA 00											
 <p>Barstool w/Arms Upholstered Back COM Yardage: 1.25 Freight Class: 300 Product Weight (lbs.): 28 Cubic Feet Per Carton: 14.75 (1 per carton)</p>	<p>Does not stack.</p> <p>Ergonomic Features: M, N</p>	<p>2196</p>	612	644	668	706	758	777	822	910	951	1032	1142	1280
			OVERALL DIMENSIONS			SEAT DIMENSIONS			BACK DIMENSIONS					
			W	D	H	W	D	H	W	H				
			23	22	45	18	16	29	18.5	16				
			RTA 00											
 <p>Armless Barstool w/ Upholstered Back COM Yardage: 1.25 Freight Class: 300 Product Weight (lbs.): 22 Cubic Feet Per Carton: 14.75 (1 per carton)</p>	<p>Does not stack.</p> <p>Ergonomic Features: M, N</p>	<p>2197</p>	551	583	607	643	696	714	760	847	890	971	1080	1217
			OVERALL DIMENSIONS			SEAT DIMENSIONS			BACK DIMENSIONS					
			W	D	H	W	D	H	W	H				
			20	22	45	18	16	29	18.5	16				
			RTA 00											

VAUGHAN™



model 934 (BK)

model 934 stacked

STANDARD FEATURES

- Standard with heavy duty Black frame.
- Uses FP15 dolly.
- Round top back with space at the top and bottom.
- Seats has pull over cover without side seams or welting.
- Exposed upholstery fasteners make field repair/ replacement easy.
- **Specifications and pricing are for 1 chair.**

OPTIONAL FEATURES

- Silver (SIL), Gold Vein (GV) or Chrome (CH) frames available. Add \$31.00. Please Specify
- Not available in Leather.

DESCRIPTION	FEATURES	MODEL#	STANDARD FABRIC GRADES											
-------------	----------	--------	------------------------	--	--	--	--	--	--	--	--	--	--	--



Armless Chair Upholstered Back
 COM Yardage: 1
 Freight Class: 150
 Product Weight (lbs.): 14
 Cubic Feet Per Carton: 3 (4 per carton)

Stacks 10 high on floor or dolly.

	1	2	3	4	5	6	7	8	9	10	11	12
934	153	178	198	227	269	288	316	386	417	482	568	676

OVERALL DIMENSIONS			SEAT DIMENSIONS			BACK DIMENSIONS	
W	D	H	W	D	H	W	H

17.5	22.5	33.5	16.5	16.5	18.5	12	14
------	------	------	------	------	------	----	----



VION



model 6325 (CM)

model 6353 (CM)

VION FINISHES - GUEST SEATING				
Back Frame	Base	Frame	Specify Code	Arm Option
Black	BLK	Black	BK	Fiber Glass Reinforced Nylon (Black)
		Charcoal	CR	
		Fog	FO	
		Tungsten	TN	
		Chrome	CM - Add \$25.00	
Fog	Fog Add \$50.00			

STANDARD FEATURES

- Vion is a comprehensive seating series offering a family of models to Address multiple applications: task, management, conference, guest, heavy duty 24-7, and drafting stools.
- Task, management, conference, drafting stools can be found in the Work + Task section of the price book.
- Vion Heavy Duty models can be found in the Heavy Duty section of the price book.
- Guest chairs offer arm and armless models, with or without casters. Arm designs are gently curved and made from strong fiberglass reinforced nylon.
- Guest chairs without casters, offer a wall saver frame design, which is constructed from 7/8 inch diameter steel tubing.
- Models are standard with durable black polypropylene glides.
- Upholstered back models will always feature black fabric (Jenny JN02) on the back side.
- Guest chairs with casters are standard with C82 dual wheel carpet casters. These models do not have wall saver frames and do not stack.
- Vion beam seating consists of upper seat units (6340-6343) including mounting brackets and all hardware necessary for attachment to beam.
- For all beam components, tables and a complete list of available upper seat units, see Beam seating section.

OPTIONAL FEATURES

- Mesh back models are available in 10 colors: Aqua (MS75), Black (MS69), Black Cherry (MS76), Blue (MS72), Dust (MS77), Ivory (MS78), Natural (MS74), Paprika (MS79), Rope (MS73) and Stone (MS71). All models are available in fabric, vinyl or leather with EXCEPTION of Jenny and Pebbles.
- Vion mesh back models (all 10 colors) and approved upholstery materials are available to meet California TB133 and a \$150.00 list upcharge is required for all mesh back models.
- Upholstered back models offer a Matching Outer (MO) upholstery option. Due to the Additional material needed, these models are listed separately and are priced differently than the standard upholstered back models.
- Optional Memory Foam available on Vion Seats. Please specify MF and Add \$76.00.
- Optional glides for guest chairs include: Opaque off-white non-marring glides for hard surface flooring (NM) and Steel self-leveling rubber cushioned glides (B). Please specify, Add \$18.00.
- Available Dolly for stacking guest chairs up to 8 high. Specify model 2125WS, \$288.00 List.
- Please refer to chart for optional Arms, Back, Base and Frame finishes.

DESCRIPTION FEATURES MODEL# STANDARD FABRIC GRADES



Side Chair - Armless
COM Yardage: 1
Freight Class: 250
Product Weight (lbs.):24
Cubic Feet Per Carton: 11.75

Mesh Back
Stacks 4 high on floor.
Stacks 8 high on dolly.
Ergonomic Features:
M, N






MODEL#	STANDARD FABRIC GRADES											
	1	2	3	4	5	6	7	8	9	10	11	12
6324	420	444	463	491	530	545	579	646	678	739	823	928
6324L Leather	-	-	-	-	-	-	-	588	631	685	777	881
OVERALL DIMENSIONS			SEAT DIMENSIONS			BACK DIMENSIONS						
W	D	H	W	D	H	W	H					
20	24	34.5	19	17.5	17.5	19	17					
RTA 00												





Side Chair - Armless w/Casters
COM Yardage: 1
Freight Class: 250
Product Weight (lbs.):24
Cubic Feet Per Carton: 11.75


Mesh Back
Does not stack.
Ergonomic Features:
M, N


MODEL#	STANDARD FABRIC GRADES											
	1	2	3	4	5	6	7	8	9	10	11	12
6324C	469	493	512	540	579	594	628	695	727	788	872	976
6324CL Leather	-	-	-	-	-	-	-	655	698	752	844	948
OVERALL DIMENSIONS			SEAT DIMENSIONS			BACK DIMENSIONS						
W	D	H	W	D	H	W	H					
20	24	34.5	19	17.5	17.5	19	17					
RTA 00												


DESCRIPTION	FEATURES	MODEL#	STANDARD FABRIC GRADES											
			1	2	3	4	5	6	7	8	9	10	11	12
 <p>Side Chair COM Yardage: 1 Freight Class: 300 Product Weight (lbs.): 26 Cubic Feet Per Carton: 13.75</p>	<p>Mesh Back Stacks 4 high on floor. Stacks 8 high on dolly. Ergonomic Features: M, N</p>		1	2	3	4	5	6	7	8	9	10	11	12
		6325	450	474	493	521	560	575	609	676	708	769	853	957
		6325L Leather	-	-	-	-	-	-	-	619	662	716	808	912
		OVERALL DIMENSIONS W D H	25.5	24	34.5	SEAT DIMENSIONS W D H	19	17.5	17.5	BACK DIMENSIONS W H	19	17		
					RTA 00									
 <p>Side Chair w/Casters COM Yardage: 1 Freight Class: 300 Product Weight (lbs.): 26 Cubic Feet Per Carton: 13.75</p>	<p>Mesh Back Does not stack. Ergonomic Features: M, N</p>		1	2	3	4	5	6	7	8	9	10	11	12
		6325C	499	523	542	570	609	624	658	725	757	818	902	1006
		6325CL Leather	-	-	-	-	-	-	-	686	729	783	875	979
		OVERALL DIMENSIONS W D H	25.5	24	34.5	SEAT DIMENSIONS W D H	19	17.5	17.5	BACK DIMENSIONS W H	19	17		
					RTA 00									
 <p>Bar Height Stool w/Arms COM Yardage: 1.00 Freight Class: 300 Product Weight (lbs.): 35 Cubic Feet Per Carton: 20</p>	<p>Mesh Back. Does not stack. Ergonomic Features: M, N</p>		1	2	3	4	5	6	7	8	9	10	11	12
		6350	585	611	631	662	705	725	765	827	875	929	1039	1157
		6350L	-	-	-	-	-	-	-	827	877	929	1039	1157
		OVERALL DIMENSIONS W D H	25.5	25	44.5	SEAT DIMENSIONS W D H	19	17.5	28.5	BACK DIMENSIONS W H	18	16		
					RTA 00									
 <p>Armless Bar Height Stool COM Yardage: 1.00 Freight Class: 250 Product Weight (lbs.): 33 Cubic Feet Per Carton: 15.75</p>	<p>Mesh Back. Does not stack. Ergonomic Features: M, N</p>		1	2	3	4	5	6	7	8	9	10	11	12
		6351	556	582	602	633	676	696	736	798	846	900	1010	1128
		6351L	-	-	-	-	-	-	-	798	846	900	1010	1128
		OVERALL DIMENSIONS W D H	21	25	44.5	SEAT DIMENSIONS W D H	19	17.5	28.5	BACK DIMENSIONS W H	18	16		
					RTA 00									
 <p>Counter Height Stool w/Arms COM Yardage: 1.00 Freight Class: 300 Product Weight (lbs.): 25 Cubic Feet Per Carton: 18.5</p>	<p>Mesh Back. Does not stack. Ergonomic Features: M, N</p>		1	2	3	4	5	6	7	8	9	10	11	12
		6352	585	611	631	662	705	725	765	827	875	929	1039	1157
		6352L	-	-	-	-	-	-	-	827	875	929	1039	1157
		OVERALL DIMENSIONS W D H	25.5	24.5	40.5	SEAT DIMENSIONS W D H	19	17.5	24.5	BACK DIMENSIONS W H	18	16		
					RTA 00									






DESCRIPTION	FEATURES	MODEL#	STANDARD FABRIC GRADES											
			1	2	3	4	5	6	7	8	9	10	11	12
 <p>Armless Counter Height Stool COM Yardage: 1.00 Freight Class: 250 Product Weight (lbs.): 31 Cubic Feet Per Carton: 14.50</p>	<p>Mesh Back Does not stack.</p> <p>Ergonomic Features: M, N</p>													
		6353	556	582	602	633	676	696	736	798	846	900	1010	1128
		6353L	-	-	-	-	-	-	-	798	846	900	1010	1128
		OVERALL DIMENSIONS			SEAT DIMENSIONS			BACK DIMENSIONS						
		W	D	H	W	D	H	W	H					
		21	24.5	40.5	19	17.5	24.5	18	16					
		RTA 00												




DESCRIPTION	FEATURES	MODEL#	STANDARD FABRIC GRADES											
			1	2	3	4	5	6	7	8	9	10	11	12
 <p>Side Chair - Armless COM Yardage: 1.25 Freight Class: 250 Product Weight (lbs.): 25 Cubic Feet Per Carton: 11.75</p>	<p>Upholstered Back. Stacks 4 high on floor. Stacks 8 high on dolly.</p> <p>Ergonomic Features: M, N</p>													
		6334	460	484	503	531	570	585	619	686	718	779	863	968
		6334MO	460	484	503	531	570	585	619	686	718	779	863	968
		6334L	-	-	-	-	-	-	-	644	687	741	833	937
		6334LMO	-	-	-	-	-	-	-	644	687	741	833	937
		OVERALL DIMENSIONS			SEAT DIMENSIONS			BACK DIMENSIONS						
		W	D	H	W	D	H	W	H					
		20	24	34.5	19	17.5	17.5	19	17					
		RTA 00												

DESCRIPTION	FEATURES	MODEL#	STANDARD FABRIC GRADES											
			1	2	3	4	5	6	7	8	9	10	11	12
 <p>Side Chair w/Casters COM Yardage: 1.25 Freight Class: 250 Product Weight (lbs.): 25 Cubic Feet Per Carton: 11.75</p>	<p>Upholstered Back. Does not stack.</p> <p>Ergonomic Features: M, N</p>													
		6334C	514	538	557	585	624	639	673	740	772	833	917	1021
		6334CMO	514	538	557	585	624	639	673	740	772	833	917	1021
		6324CL	-	-	-	-	-	-	-	768	811	865	957	1061
		6324CLMO	-	-	-	-	-	-	-	768	811	865	957	1061
		OVERALL DIMENSIONS			SEAT DIMENSIONS			BACK DIMENSIONS						
		W	D	H	W	D	H	W	H					
		20	24	34.5	19	17.5	17.5	19	17					
		RTA 00												

DESCRIPTION	FEATURES	MODEL#	STANDARD FABRIC GRADES											
			1	2	3	4	5	6	7	8	9	10	11	12
 <p>Side Chair COM Yardage: 1.25 Freight Class: 300 Product Weight (lbs.): 27 Cubic Feet Per Carton: 13.75</p>	<p>Upholstered Back. Stacks 4 high on floor. Stacks 8 high on dolly.</p> <p>Ergonomic Features: M, N</p>													
		6335	490	515	534	562	601	616	650	717	749	810	894	999
		6335MO	490	515	534	562	601	616	650	717	749	810	894	999
		6335L	-	-	-	-	-	-	-	725	768	822	914	1018
		6335LMO	-	-	-	-	-	-	-	725	1001	822	914	1018
		OVERALL DIMENSIONS			SEAT DIMENSIONS			BACK DIMENSIONS						
		W	D	H	W	D	H	W	H					
		25.5	24	34.5	19	17.5	17.5	19	17					
		RTA 00												

DESCRIPTION	FEATURES	MODEL#	STANDARD FABRIC GRADES											
			1	2	3	4	5	6	7	8	9	10	11	12
 <p>Side Chair w/Casters COM Yardage: 1.25 Freight Class: 300 Product Weight (lbs.): 27 Cubic Feet Per Carton: 13.75</p>	<p>Upholstered Back. Does not stack.</p> <p>Ergonomic Features: M, N</p>													
		6335C	544	568	587	615	654	669	703	770	802	863	947	1052
		6335CMO	544	568	587	615	654	669	703	770	802	863	947	1052
		6335CL	-	-	-	-	-	-	-	798	841	895	987	1091
		6335CLMO	-	-	-	-	-	-	-	798	841	895	987	1091
		OVERALL DIMENSIONS			SEAT DIMENSIONS			BACK DIMENSIONS						
		W	D	H	W	D	H	W	H					
		25.5	24	34.5	19	18	17.5	19	17					
		RTA 00												

DESCRIPTION	FEATURES	MODEL#	STANDARD FABRIC GRADES																																																		
			1	2	3	4	5	6	7	8	9	10	11	12																																							
 <p>Armless Seat Unit COM Yardage: 1 Freight Class: 250 Product Weight (lbs.): 20 Cubic Feet Per Carton: 7.25</p>	Upholstered Seat and Mesh Back. Use with beam.	6340	564	590	610	641	684	704	744	806	854	908	1018	1136																																							
			OVERALL DIMENSIONS			SEAT DIMENSIONS			BACK DIMENSIONS																																												
			W	D	H	W	D	H	W	H																																											
			21	23.5	20.5	17.5	18	-	19	17																																											
			RTA 00																																																		
 <p>Armless Seat Unit COM Yardage: 1 Freight Class: 250 Product Weight (lbs.): 20 Cubic Feet Per Carton: 7.25</p>	Upholstered Seat and Back. Use with beam.	6341	657	689	715	753	807	832	881	960	1020	1087	1224	1371																																							
			OVERALL DIMENSIONS			SEAT DIMENSIONS			BACK DIMENSIONS																																												
			W	D	H	W	D	H	W	H																																											
			21	23.5	20.5	17.5	18	-	19	17																																											
			RTA 00																																																		
 <p>Seat Unit w/Arms COM Yardage: 1 Freight Class: 250 Product Weight (lbs.): 21 Cubic Feet Per Carton: 9.75</p>	Upholstered Seat and Mesh Back. Use with beam.	6342	522	548	568	599	642	662	702	764	812	866	976	1094																																							
			OVERALL DIMENSIONS			SEAT DIMENSIONS			BACK DIMENSIONS																																												
			W	D	H	W	D	H	W	H																																											
			25.5	23.5	20.5	17.5	18	-	19	17																																											
			RTA 00																																																		
 <p>Seat Unit w/Arms COM Yardage: 1 Freight Class: 250 Product Weight (lbs.): 21 Cubic Feet Per Carton: 9.75</p>	Upholstered Seat and Back. Use with beam.	6343	603	635	661	699	753	778	827	905	966	1033	1170	1317																																							
			OVERALL DIMENSIONS			SEAT DIMENSIONS			BACK DIMENSIONS																																												
			W	D	H	W	D	H	W	H																																											
			25.5	23.5	20.5	17.5	18	-	19	17																																											
			RTA 00																																																		
 <p>Bar Height Stool w/Arms COM Yardage: 1.25 Freight Class: 300 Product Weight (lbs.): 35 Cubic Feet Per Carton: 20</p>	Upholstered Back Does not stack.	6360	637	669	695	733	787	812	861	939	1000	1067	1204	1351																																							
			OVERALL DIMENSIONS			SEAT DIMENSIONS			BACK DIMENSIONS																																												
			W	D	H	W	D	H	W	H																																											
			25.5	25	44.5	19	17.5	28.5	18	16																																											
						RTA 00																																															
						<table border="0"> <tr> <td>6360MO</td> <td>675</td> <td>726</td> <td>767</td> <td>828</td> <td>914</td> <td>955</td> <td>1034</td> <td>1159</td> <td>1255</td> <td>1362</td> <td>1583</td> <td>1818</td> </tr> <tr> <td>6360L</td> <td>-</td> <td>-</td> <td>-</td> <td>-</td> <td>-</td> <td>-</td> <td>-</td> <td>939</td> <td>1000</td> <td>1067</td> <td>1204</td> <td>1351</td> </tr> <tr> <td>6360LMO</td> <td>-</td> <td>-</td> <td>-</td> <td>-</td> <td>-</td> <td>-</td> <td>-</td> <td>1159</td> <td>1255</td> <td>1362</td> <td>1583</td> <td>1818</td> </tr> </table>												6360MO	675	726	767	828	914	955	1034	1159	1255	1362	1583	1818	6360L	-	-	-	-	-	-	-	939	1000	1067	1204	1351	6360LMO	-	-	-	-	-	-	-	1159	1255
6360MO	675	726	767	828	914	955	1034	1159	1255	1362	1583	1818																																									
6360L	-	-	-	-	-	-	-	939	1000	1067	1204	1351																																									
6360LMO	-	-	-	-	-	-	-	1159	1255	1362	1583	1818																																									
			RTA 00																																																		

DESCRIPTION	FEATURES	MODEL#	STANDARD FABRIC GRADES											
			1	2	3	4	5	6	7	8	9	10	11	12
 <p>Armless Bar Height Stool COM Yardage: 1.25 Freight Class: 250 Product Weight (lbs.): 33 Cubic Feet Per Carton: 15.75</p>	Upholstered Back Does not stack. Ergonomic Features: M, N													
		6361	609	641	667	705	760	785	834	912	973	1040	1177	1324
		6361MO	647	698	739	800	886	927	1006	1131	1227	1334	1555	1790
		6361L	-	-	-	-	-	-	-	912	973	1040	1177	1324
		6361LMO	-	-	-	-	-	-	-	1131	1227	1334	1555	1790
		OVERALL DIMENSIONS			SEAT DIMENSIONS			BACK DIMENSIONS						
		W	D	H	W	D	H	W	H					
		21	25	44.5	19	17.5	28.5	18	16					
		RTA 00												
		 <p>Bar Counter Height Stool w/Arms COM Yardage: 1.25 Freight Class: 300 Product Weight (lbs.): 33 Cubic Feet Per Carton: 18.5</p>	Upholstered Back Does not stack. Ergonomic Features: M, N											
6362	637			669	695	733	787	812	861	939	1000	1067	1204	1351
6362MO	675			726	767	828	914	955	1034	1159	1255	1362	1583	1818
6362L	-			-	-	-	-	-	-	939	1000	1067	1204	1351
6362LMO	-			-	-	-	-	-	-	1159	1255	1362	1583	1818
OVERALL DIMENSIONS				SEAT DIMENSIONS			BACK DIMENSIONS							
W	D			H	W	D	H	W	H					
25.5	24.5			40.5	19	17.5	24.5	18	16					
RTA 00														
 <p>Armless Counter Height Stool COM Yardage: 1.25 Freight Class: 250 Product Weight (lbs.): 31 Cubic Feet Per Carton: 14.50</p>	Upholstered Back Does not stack. Ergonomic Features: M, N													
		6363	609	641	667	705	760	785	834	912	973	1040	1177	1324
		6363MO	647	698	739	800	886	927	1006	1131	1227	1334	1555	1790
		6363L	-	-	-	-	-	-	-	912	973	1040	1177	1324
		6363LMO	-	-	-	-	-	-	-	1131	1227	1334	1555	1790
		OVERALL DIMENSIONS			SEAT DIMENSIONS			BACK DIMENSIONS						
		W	D	H	W	D	H	W	H					
		21	25	40.5	19	17.5	24.5	18	16					
		RTA 00												

ZOMA™



model 6656



model 6657







STANDARD FEATURES

- Design sensitive guest seating featuring a wide flat, flared arms and elliptical tubular construction.
- The back of the chair is heavily compound curved to provide comfort and support in multiple seating positions.
- No visible back attachment hardware. Backs are attached using concealed hardware only.
- The outer back is upholstered in the same material selection as the rest of the chair.
- Arms are wide and full length, offering support to help stabilize the user as they sit in or exit chairs.
- The gently curved arms are made from incredibly strong black fiberglass reinforced nylon.
- The rugged frame is made from welded elliptical (oval) steel tubing 1.5" wide.
- Chairs are "Wall Safe," rear legs hit the baseboard first leaving clearance between the back of the chair and the wall; Thus saving both the chair and the wall from damage. Legs flair out to the rear to provide additional support.

- Zoma is equipped with a polypropylene seat shroud that helps stabilize chairs when stacked and avoid frame imprints on upholstered seats.
- Stacks up to 4 high on the floor or on a dolly (2125WS).
- Standard glide is a durable Black Polypropylene oval glide.

OPTIONAL FEATURES

- Frame is standard in a choice of Black (BLK) or Tungsten (TUN) Finish must be specified. A chrome frame is optionally available. Please Specify (CH), add \$27.00.
- A durable polypropylene outer back shroud is available at no charge. Optional shroud is Black only. Please specify (PSB).
- For chairs used on hard surface floors PLEASE SPECIFY Opaque (off White), Non-Marking Glides (NM).
- Available in all standard GLOBAL carded fabrics with the EXCEPTION of Couture, Jenny, Match, Replay, Shard, Station, Styx, and Time.

DESCRIPTION	FEATURES	MODEL#	STANDARD FABRIC GRADES													
			1	2	3	4	5	6	7	8	9	10	11	12		
 <p>Armchair COM Yardage: 1.25 Freight Class: 250 Product Weight (lbs.): 28 Cubic Feet Per Carton: 13.75</p>	<p>Stacks 4 high on floor or dolly.</p> <p>Ergonomic Features: M, N</p>	6656	413	443	467	501	551	569	613	695	735	812	917	1048		
		6656LM	-	-	-	-	539	-	-	684	-	800	910	1040		
		Leather/Mock Leather														
		OVERALL DIMENSIONS			SEAT DIMENSIONS			BACK DIMENSIONS								
		W	D	H	W	D	H	W	H							
26.5	24	32.5	20	19	17	18	15									
			RTA 00													
 <p>Armless Side Chair COM Yardage: 1.25 Freight Class: 250 Product Weight (lbs.): 26 Cubic Feet Per Carton: 11.75</p>	<p>Stacks 4 high on floor or dolly.</p> <p>Ergonomic Features: M, N</p>	6657	377	406	430	464	515	532	576	659	699	776	880	1011		
		6657LM	-	-	-	-	498	-	-	643	-	759	869	1000		
		Leather/Mock Leather														
		OVERALL DIMENSIONS			SEAT DIMENSIONS			BACK DIMENSIONS								
		W	D	H	W	D	H	W	H							
22.5	24	32.5	20	19	17	18	15									
			RTA 00													
 <p>Dolly COM Yardage: N/A Freight Class: 150 Product Weight (lbs.): 16 Cubic Feet Per Carton: 3.80</p>		2125WS	288	-	-	-	-	-	-	-	-	-	-	-		
	OVERALL DIMENSIONS			SEAT DIMENSIONS			BACK DIMENSIONS									
	W	D	H	W	D	H	W	H								
	23.25	24.75	12.25	-	-	-	-	-								
				RTA 1												

ZOOEY™



model 8585

STANDARD FEATURES

- Side chair with upholstered seat and mesh back.
- The breathable mesh back allows continuous air flow to eliminate heat build-up.
- Frame standard in Black.
- Does not stack.

OPTIONAL FEATURES

- Mesh backs are available in all 24 Vue Mesh colors.
- Seats can be color coordinate to the mesh backs, with grade 4 "Match" fabric.
- Optional Tungsten (TUN) frame, Add \$42.00 or Chrome (CH) frame, Add \$90.00

DESCRIPTION

FEATURES

MODEL#

STANDARD FABRIC GRADES



Mesh Back Side Chair
 COM Yardage: .75
 Freight Class: 250
 Product Weight (lbs.): 46
 Cubic Feet Per Carton: 15.73

Does not stack.

Ergonomic Features:
 M, N

	1	2	3	4	5	6	7	8	9	10	11	12
8585	670	687	701	721	749	760	785	832	855	899	959	1034

OVERALL DIMENSIONS

SEAT DIMENSIONS

BACK DIMENSIONS

W	D	H	W	D	H	W	H
23.5	27.5	35	19	17.5	17	20	18

RTA 00

lounge



Ballara 240-248



Braden 249-251



Bridges II Collab. Seating..... 252-258



Camino 259-263



Citi & Citi Square 265-280



Dawson Tables 281



Jarvis 282



Jeo 283-285



Lux 286-287



ML 288-289



ML Park 290



Orion 291



Prairie 292



River & River HT 293-318



Sirena 319-331



Traditional 332




Wind & Wind Linear 333-339

BALLARA™



model 9751

model 9751NA & 9757L



Quilted Seat Option
See optional features for more details.



model 9752NA Two Seat Sofa, 9755 Corner Table, 9751NA Lounge Chair, 9757L Left Tablet

STANDARD FEATURES

- An all inclusive, modular series which includes seating, storage, power, tables and tablets.
- Fulfill many space planning scenarios including corner, in-line, open concept as well as traditional reception.
- Furniture pieces, seating or tables can be used as stand alone items or linked together with ganging brackets to create infinite configurations.
- Tablets can be mounted outside or between seats to accommodate various work and collaborative settings. Tablets have a 14" round surface and come with a 2 point locking mechanism for easy handling and stability.
- Fixed cushions are accented by a metal base and frame. Frames are standard in Black (BLK).
- Table frames and Tablet metal components are standard in Black (BLK). Tables features durable and matching 3mm edges.
- Ganging brackets and power modules are standard in Black (BLK). Power modules includes two power outlets and can be mounted under any seat or table. Wire management is included.
- **Item may require a longer lead time, please contact CustomerCare for more information.

OPTIONAL FEATURES

- Quilted Seat (Q) is available on single seat models add \$140.00, seater sofa, add \$280.00 and three seat sofas add \$420.00. Please specify.
- All chair frames, table frames, tablet metal components, ganging brackets and power modules are available in the following finishes: Chrome (CH), Brushed Chrome (BRC), or Tungsten (TUN). Please specify and Add \$161.00 for single seat chairs. Add \$215.00 for two seat sofas. Add \$268.00 for three seat sofas. Add \$161.00 for storage/end tables. Add \$215.00 for storage/coffee tables. Add \$81.00 for tablets. Add \$18.00 for Ganging brackets. Add \$18.00 for power modules.
- Corner tables, storage tables and tablets are offered in the following laminate finishes: Absolute Acajou (ACJ), Asian Night (ASN), Avant Cherry (AWC), Avant Honey (AWH), Black (BLK), Brushed Cobalt (BRC), Constellation Java (CSJ), Dark Espresso (DES), Grey (GRY), Hayden Grey (Taupe) (HGT), Quartered Mahogany (QTM), Shaker Cherry (SKC), Storm Grey (SOG), Tiger Fruitwood (TFW), Tiger Mahogany (TMA), Tiger Maple (TMP), Tiger Walnut (TWL), White (WHT), White Chocolate (WHC), Willow Grey (WGY), and Winter Cherry (WCR). Please Specify.

SAMPLE LAYOUTS

Layout A



Qty	Model Number	Description	Dimensions	List Price
1	9751L	Lounge Chair - Left Arm	28.5 x 29.5 x 30	1355
1	9751R	Lounge Chair - Right Arm	28.5 x 29.5 x 30	1355
1	9755	Corner Table	27.25 x 27.25 x 16.5	538

SAMPLE LAYOUT TOTAL IN STANDARD BLACK FRAME 3248
SAMPLE LAYOUT TOTAL IN OPTIONAL FRAME FINISHES 3731

Layout B



Qty	Model Number	Description	Dimensions	List Price
1	9751L	Lounge Chair - Left Arm	28.5 x 29.5 x 30	1355
1	9751R	Lounge Chair - Right Arm	28.5 x 29.5 x 30	1355
1	9755	Corner Table	27.25 x 27.25 x 16.5	538

SAMPLE LAYOUT TOTAL IN STANDARD BLACK FRAME 3248
SAMPLE LAYOUT TOTAL IN OPTIONAL FRAME FINISHES 3731

Layout C



Qty	Model Number	Description	Dimensions	List Price
1	9751L	Lounge Chair - Left Arm	28.5 x 29.5 x 30	1355
1	9751R	Lounge Chair - Right Arm	28.5 x 29.5 x 30	1355
1	9751NA	Lounge Chair - No Arms	27.5 x 29.5 x 30	1124
2	9755	Corner Table	27.25 x 27.25 x 16.5	538 x 2

SAMPLE LAYOUT TOTAL IN STANDARD BLACK FRAME 4910
SAMPLE LAYOUT TOTAL IN OPTIONAL FRAME FINISHES 5715

SAMPLE LAYOUTS

Layout D



Qty	Model Number	Description	Dimensions	List Price
1	9751L	Lounge Chair - Left Arm	28.5 x 29.5 x 30	1355
1	9751R	Lounge Chair - Right Arm	28.5 x 29.5 x 30	1355
1	9751NA	Lounge Chair - Armless	27.5 x 29.5 x 30	1205
2	9755	Corner Table	27.25 x 27.25 x 16.5	538
1	9757L	Left Tablet	14 x 14 x 17.25	414
1	9758R	Right Tablet	14 x 14 x 17.25	414

SAMPLE LAYOUT TOTAL IN STANDARD BLACK FRAME 5738
SAMPLE LAYOUT TOTAL IN OPTIONAL FRAME FINISHES 6705


Layout E



Qty	Model Number	Description	Dimensions	List Price
1	9752L-OB	Two Seat Sofa Open Back - Left Arm	55 x 29.5 x 30	2211
1	9752NA	Two Seat Sofa - Armless	54 x 29.5 x 30	2032
1	9754	Storage Table	27.25 x 27.25 x 16.5	856
1	9755	Corner Table	27.25 x 27.25 x 16.5	538
1	9757L	Left Tablet	14 x 14 x 17.25	414

SAMPLE LAYOUT TOTAL IN STANDARD BLACK FRAME 6051
SAMPLE LAYOUT TOTAL IN OPTIONAL FRAME FINISHES 6884

Layout F



Qty	Model Number	Description	Dimensions	List Price
1	9753NA-OB	Three Seat Sofa Open Back - Armless	80.5 x 29.5 x 30	2848
1	9751L	Lounge Chair - Left Arm	28.5 x 29.5 x 30	1355
1	9755	Corner Table	27.25 x 27.25 x 16.5	538
1	9757L	Left Tablet	14 x 14 x 17.25	414
1	9758R	Right Tablet	14 x 14 x 17.25	414

SAMPLE LAYOUT TOTAL IN STANDARD BLACK FRAME 5569
SAMPLE LAYOUT TOTAL IN OPTIONAL FRAME FINISHES 6321

Layout G



Qty	Model Number	Description	Dimensions	List Price
1	9753NA-OB	Three Seat Sofa Open Back - Armless	80.5 x 29.5 x 30	2848
1	9751	Lounge Chair	29.5 x 29.5 x 30	1586
1	9755	Corner Table	27.25 x 27.25 x 16.5	538
1	9757L	Left Tablet	14 x 14 x 17.25	414

SAMPLE LAYOUT TOTAL IN STANDARD BLACK FRAME 5386
SAMPLE LAYOUT TOTAL IN OPTIONAL FRAME FINISHES 6057

Layout H

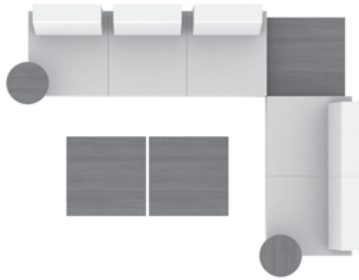


Qty	Model Number	Description	Dimensions	List Price
1	9751L	Lounge Chair - Left Arm	28.5 x 29.5 x 30	1355
1	9751R	Lounge Chair - Right Arm	28.5 x 29.5 x 30	1477
1	9751NA	Lounge Chair - No Arms	27.5 x 29.5 x 30	1124
2	9755	Corner Table	27.25 x 27.25 x 16.5	538 x 2

SAMPLE LAYOUT TOTAL IN STANDARD BLACK FRAME 4910
SAMPLE LAYOUT TOTAL IN OPTIONAL FRAME FINISHES 5715

SAMPLE LAYOUTS


Layout I



Qty	Model Number	Description	Dimensions	List Price
1	9753NA-OB	Three Seat Sofa Open Back - Armless	80.5 x 29.5 x 30	2848
1	9752NA	Two Seat Sofa - Armless	54 x 29.5 x 30	2032
2	9754	Storage Table	27.25 x 27.25 x 16.5	856 x 2
1	9755	Corner Table	27.25 x 27.25 x 16.5	538
1	9757L	Left Tablet	14 x 14 x 17.25	414
1	9758R	Right Tablet	14 x 14 x 17.25	414

SAMPLE LAYOUT TOTAL IN STANDARD BLACK FRAME 7958
SAMPLE LAYOUT TOTAL IN OPTIONAL FRAME FINISHES 9086

Layout J



Qty	Model Number	Description	Dimensions	List Price
1	9753NA-OB	Three Seat Sofa Open Back - Armless	80.5 x 29.5 x 30	2848
1	9751L	Lounge Chair - Left Arm	28.5 x 29.5 x 30	1355
1	9751R	Lounge Chair - Right Arm	28.5 x 29.5 x 30	1355
2	9754	Storage Table	27.25 x 27.25 x 16.5	856 x2
1	9755	Corner Table	27.25 x 27.25 x 16.5	538
1	9757L	Left Tablet	14 x 14 x 17.25	414
1	9758R	Right Tablet	14 x 14 x 17.25	414

SAMPLE LAYOUT TOTAL IN STANDARD BLACK FRAME 8636
SAMPLE LAYOUT TOTAL IN OPTIONAL FRAME FINISHES 9871

Layout K



Qty	Model Number	Description	Dimensions	List Price
2	9753NA-OB	Three Seat Sofa Open Back - Armless	80.5 x 29.5 x 30	2848 x 2
2	9755	Corner Table	27.25 x 27.25 x 16.5	538 x 2

SAMPLE LAYOUT TOTAL IN STANDARD BLACK FRAME 6772
SAMPLE LAYOUT TOTAL IN OPTIONAL FRAME FINISHES 7630

Layout L



Qty	Model Number	Description	Dimensions	List Price
1	9752NA	Two Seat Sofa - Armless	54 x 29.5 x 30	2032
1	9751L	Lounge Chair - Left Arm	28.5 x 29.5 x 30	1355
1	9751R	Lounge Chair - Right Arm	28.5 x 29.5 x 30	1355
2	9755	Corner Table	27.25 x 27.25 x 16.5	538 x 2

SAMPLE LAYOUT TOTAL IN STANDARD BLACK FRAME 5818
SAMPLE LAYOUT TOTAL IN OPTIONAL FRAME FINISHES 6677

Layout M



Qty	Model Number	Description	Dimensions	List Price
1	9753NA-OB	Three Seat Sofa Open Back - Armless	80.5 x 29.5 x 30	2848
1	9752L-OB	Two Seat Sofa Open Back - Left Arm	55 x 29.5 x 30	2211
1	9752NA	Two Seat Sofa - Armless	54 x 29.5 x 30	2032
2	9755	Corner Table	27.25 x 27.25 x 16.5	538 x 2
1	9754	Storage Table	27.25 x 27.25 x 16.5	856
1	9758R	Right Tablet	14 x 14 x 17.25	414

SAMPLE LAYOUT TOTAL IN STANDARD BLACK FRAME 9437
SAMPLE LAYOUT TOTAL IN OPTIONAL FRAME FINISHES 10699

SAMPLE LAYOUTS

Layout N



Qty	Model Number	Description	Dimensions	List Price
1	9753NA-OB	Three Seat Sofa Open Back - Armless	80.5 x 29.5 x 30	2848
1	9751L	Lounge Chair - Left Arm	28.5 x 29.5 x 30	1477
1	9751R	Lounge Chair - Right Arm	28.5 x 29.5 x 30	1477
2	9755	Corner Table	27.25 x 27.25 x 16.5	538 x 2

SAMPLE LAYOUT TOTAL IN STANDARD BLACK FRAME 6634
SAMPLE LAYOUT TOTAL IN OPTIONAL FRAME FINISHES 7546

Layout O



Qty	Model Number	Description	Dimensions	List Price
1	9753NA-OB	Three Seat Sofa Open Back - Armless	80.5 x 29.5 x 30	2848
1	9752NA	Two Seat Sofa - Armless	54 x 29.5 x 30	2195
1	9751	Lounge Chair	29.5 x 29.5 x 30	1749
1	9754	Storage Table	27.25 x 27.25 x 16.5	856
2	9755	Corner Table	27.25 x 27.25 x 16.5	538 x 2
1	9757L	Left Tablet	14 x 14 x 17.25	414

SAMPLE LAYOUT TOTAL IN STANDARD BLACK FRAME 8812
SAMPLE LAYOUT TOTAL IN OPTIONAL FRAME FINISHES 9752

Layout P



Qty	Model Number	Description	Dimensions	List Price
1	9753NA-OB	Three Seat Sofa Open Back - Armless	80.5 x 29.5 x 30	2848
1	9752L-OB	Two Seat Sofa Open Back - Left Arm	55 x 29.5 x 30	2413
2	9754	Storage Table	27.25 x 27.25 x 16.5	856 x 2
1	9755	Corner Table	27.25 x 27.25 x 16.5	538
1	9757R	Right Tablet	14 x 14 x 17.25	414

SAMPLE LAYOUT TOTAL IN STANDARD BLACK FRAME 7544
SAMPLE LAYOUT TOTAL IN OPTIONAL FRAME FINISHES 8591



Lounge Chair

COM Yardage: 4
 Freight Class: 250
 Product Weight (lbs.): 61
 Cubic Feet Per Carton: 23

	1	2	3	4	5	6	7	8	9	10	11	12
9751	1586	1677	1749	1856	2008	2063	2196	2450	2572	2808	3129	3528

OVERALL DIMENSIONS			SEAT DIMENSIONS			BACK DIMENSIONS	
W	D	H	W	D	H	W	H
29.5	29.5	30	22	20.5	17.5	22	12.5

RTA 00



9751R



9751L


Lounge Chair - One Arm


COM Yardage: 3
 Freight Class: 250
 Product Weight (lbs.): 52
 Cubic Feet Per Carton: 23

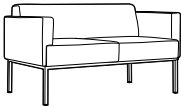
	1	2	3	4	5	6	7	8	9	10	11	12
9751R	1355	1424	1477	1558	1672	1713	1813	2003	2095	2272	2812	3112
9751L												


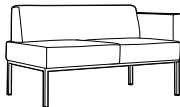
OVERALL DIMENSIONS			SEAT DIMENSIONS			BACK DIMENSIONS	
W	D	H	W	D	H	W	H
28.5	29.5	30	24.75	20.5	17.5	22	12.5


RTA 00

DESCRIPTION	FEATURES	MODEL#	STANDARD FABRIC GRADES											
			1	2	3	4	5	6	7	8	9	10	11	12
 <p>Lounge Chair - Armless COM Yardage: 2 Freight Class: 250 Product Weight (lbs.): 52 Cubic Feet Per Carton: 23</p>		9751NA	1124	1169	1205	1259	1335	1362	1429	1556	1617	1735	1895	2095
	OVERALL DIMENSIONS W D H			SEAT DIMENSIONS W D H			BACK DIMENSIONS W H							
	27.5 29.5 30			27.5 20.5 17.5			22 12.5							
	RTA 00													

DESCRIPTION	FEATURES	MODEL#	STANDARD FABRIC GRADES											
			1	2	3	4	5	6	7	8	9	10	11	12
 <p>Corner Unit COM Yardage: 3.50 Freight Class: 250 Product Weight (lbs.): 62 Cubic Feet Per Carton: 23</p>		9764	1458	1537	1599	1693	1826	1874	1991	2213	2320	2526	2807	3157
	OVERALL DIMENSIONS W D H			SEAT DIMENSIONS W D H			BACK DIMENSIONS W H							
	0 0 0			19.5 19.5 17.5			40 12.5							
	RTA 00													

DESCRIPTION	FEATURES	MODEL#	STANDARD FABRIC GRADES											
			1	2	3	4	5	6	7	8	9	10	11	12
 <p>Two Seat Sofa COM Yardage: 6 Freight Class: 300 Product Weight (lbs.): 99 Cubic Feet Per Carton: 50</p>		9752	2498	2634	2741	2902	3130	3212	3412	3793	3976	4330	4811	5411
	OVERALL DIMENSIONS W D H			SEAT DIMENSIONS W D H			BACK DIMENSIONS W H							
	56 29.5 30			48.5 20.5 17.5			48.5 12.5							
	RTA 00													

DESCRIPTION	FEATURES	MODEL#	STANDARD FABRIC GRADES												
			1	2	3	4	5	6	7	8	9	10	11	12	
 <p>Two Seat Sofa - One Arm COM Yardage: 5 Freight Class: 300 Product Weight (lbs.): 91 Cubic Feet Per Carton: 50</p>		9752R	2235	2348	2438	2572	2762	2830	2997	3314	3467	3762	4163	4662	
	 <p>9752L</p>	OVERALL DIMENSIONS W D H			SEAT DIMENSIONS W D H			BACK DIMENSIONS W H							
		55 29.5 30			51.25 20.5 17.5			48.5 12.5							
		RTA 00													

DESCRIPTION	FEATURES	MODEL#	STANDARD FABRIC GRADES											
			1	2	3	4	5	6	7	8	9	10	11	12
 <p>Two Seat Sofa - Armless COM Yardage: 4 Freight Class: 300 Product Weight (lbs.): 82 Cubic Feet Per Carton: 50</p>		9752NA	2032	2123	2195	2302	2454	2509	2642	2896	3018	3254	3575	3974
	OVERALL DIMENSIONS W D H			SEAT DIMENSIONS W D H			BACK DIMENSIONS W H							
	54 29.5 30			54 20.5 17.5			48.5 12.5							
	RTA 00													

DESCRIPTION FEATURES MODEL# STANDARD FABRIC GRADES



Two Seat Sofa - Open Back
 COM Yardage: 6
 Freight Class: 300
 Product Weight (lbs.): 98
 Cubic Feet Per Carton: 50

MODEL#	1	2	3	4	5	6	7	8	9	10	11	12
9752-OB	2470	2605	2712	2873	2712	2873	3101	3183	3383	3764	3947	4301

OVERALL DIMENSIONS			SEAT DIMENSIONS			BACK DIMENSIONS	
W	D	H	W	D	H	W	H
56	29.5	30	48.5	20.5	17.5	22	12.5

RTA 00



9752R-OB



9752L-OB

Two Seat Sofa - Open Back - One Arm
 COM Yardage: 5
 Freight Class: 300
 Product Weight (lbs.): 90
 Cubic Feet Per Carton: 50

MODEL#	1	2	3	4	5	6	7	8	9	10	11	12
9752R-OB 9752L-OB	2211	2323	2413	2547	2737	2805	2972	3290	3442	3737	4138	3737

OVERALL DIMENSIONS			SEAT DIMENSIONS			BACK DIMENSIONS	
W	D	H	W	D	H	W	H
55	29.5	30	51.25	20.5	17.5	22	12.5

RTA 00

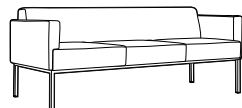


Two Seat Sofa - Open Back - Armless
 COM Yardage: 4
 Freight Class: 300
 Product Weight (lbs.): 81
 Cubic Feet Per Carton: 50

MODEL#	1	2	3	4	5	6	7	8	9	10	11	12
9752NA-OB	2004	2095	2167	2274	2426	2481	2614	2868	2990	3226	3547	3946

OVERALL DIMENSIONS			SEAT DIMENSIONS			BACK DIMENSIONS	
W	D	H	W	D	H	W	H
54	29.5	30	54	20.5	17.5	22	12.5

RTA 00

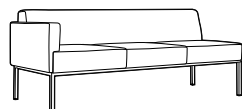


Three Seat Sofa
 COM Yardage: 8
 Freight Class: 250
 Product Weight (lbs.): 138
 Cubic Feet Per Carton: 59

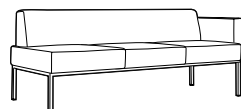
MODEL#	1	2	3	4	5	6	7	8	9	10	11	12
9753	3342	3521	3665	3880	4184	4293	4559	5068	5312	5784	6425	7224

OVERALL DIMENSIONS			SEAT DIMENSIONS			BACK DIMENSIONS	
W	D	H	W	D	H	W	H
82.5	29.5	30	75	20.5	17.5	75	12.5

RTA 00



9753R



9753L

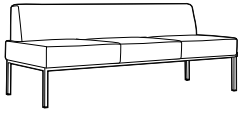
Three Seat Sofa - One Arm
 COM Yardage: 7
 Freight Class: 250
 Product Weight (lbs.): 129
 Cubic Feet Per Carton: 59

MODEL#	1	2	3	4	5	6	7	8	9	10	11	12
9753R 9753L	3123	3281	3407	3595	3861	3956	4189	4634	4848	5261	5822	6521

OVERALL DIMENSIONS			SEAT DIMENSIONS			BACK DIMENSIONS	
W	D	H	W	D	H	W	H
81.5	29.5	30	77.75	20.5	17.5	75	12.5

RTA 00

DESCRIPTION	FEATURES	MODEL#	STANDARD FABRIC GRADES											
			1	2	3	4	5	6	7	8	9	10	11	12

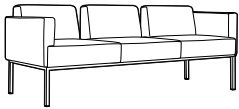


Three Seat Sofa - Armless
 COM Yardage: 6
 Freight Class: 250
 Product Weight (lbs.): 120
 Cubic Feet Per Carton: 59

9753NA	2876	3012	3119	3281	3509	3591	3790	4171	4355	4709	5189	5789
---------------	------	------	------	------	------	------	------	------	------	------	------	------

OVERALL DIMENSIONS			SEAT DIMENSIONS			BACK DIMENSIONS	
W	D	H	W	D	H	W	H
80.5	29.5	30	80.5	20.5	17.5	75	12.5

RTA 00




Three Seat Sofa - Open Back
 COM Yardage: 8
 Freight Class: 250
 Product Weight (lbs.): 136
 Cubic Feet Per Carton: 59

9753-OB	3318	3497	3641	3856	4160	4269	4535	5043	5288	5760	6401	7200
----------------	------	------	------	------	------	------	------	------	------	------	------	------

OVERALL DIMENSIONS			SEAT DIMENSIONS			BACK DIMENSIONS	
W	D	H	W	D	H	W	H
82.5	29.5	30	75	20.5	17.5	75	12.5

RTA 00



9753R-OB

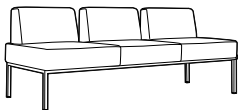
9753L-OB

Three Seat Sofa - Open Back - One Arm
 COM Yardage: 7
 Freight Class: 250
 Product Weight (lbs.): 127
 Cubic Feet Per Carton: 59

9753R-OB	3095	3252	3377	3566	3832	3927	4160	4605	4819	5232	5792	6492
9753L-OB												

OVERALL DIMENSIONS			SEAT DIMENSIONS			BACK DIMENSIONS	
W	D	H	W	D	H	W	H
81.5	29.5	30	77.75	20.5	17.5	75	12.5

RTA 00



Three Seat Sofa - Open Back - Armless
 COM Yardage: 6
 Freight Class: 250
 Product Weight (lbs.): 118
 Cubic Feet Per Carton: 59

9753NA-OB	2848	2984	3091	3252	3480	3562	3762	4143	4327	4680	5161	5761
------------------	------	------	------	------	------	------	------	------	------	------	------	------

OVERALL DIMENSIONS			SEAT DIMENSIONS			BACK DIMENSIONS	
W	D	H	W	D	H	W	H
80.5	29.5	30	80.5	20.5	17.5	75	12.5

RTA 00












Storage Table
 COM Yardage: N/A
 Freight Class: 150
 Product Weight (lbs.): 59
 Cubic Feet Per Carton: 11

9754	856	-	-	-	-	-	-	-	-	-	-	-
-------------	-----	---	---	---	---	---	---	---	---	---	---	---

OVERALL DIMENSIONS			SEAT DIMENSIONS			BACK DIMENSIONS	
W	D	H	W	D	H	W	H
27.25	27.25	16.5	-	-	-	-	-

RTA 00

DESCRIPTION	FEATURES	MODEL#	STANDARD FABRIC GRADES												
			1	2	3	4	5	6	7	8	9	10	11	12	
 Corner Table COM Yardage: N/A Freight Class: 250 Product Weight (lbs.): 34 Cubic Feet Per Carton: 11		9755	538	-	-	-	-	-	-	-	-	-	-	-	-
 Ganging Bracket COM Yardage: N/A Freight Class: 70 Product Weight (lbs.): .01 Cubic Feet Per Carton: .01	Only one set is needed per connection	9759	14	-	-	-	-	-	-	-	-	-	-	-	-
 Tablet COM Yardage: N/A Freight Class: 100 Product Weight (lbs.): 9 Cubic Feet Per Carton: 1	Mounts underneath of seating.	9757L 9758R	414	-	-	-	-	-	-	-	-	-	-	-	-
 Power Module COM Yardage: N/A Freight Class: 70 Product Weight (lbs.): 0.01 Cubic Feet Per Carton: 0.01	Mounts underneath of seating or tables.	9760 9760-10	259 315	-	-	-	-	-	-	-	-	-	-	-	-
 One Seat Bench COM Yardage: 1 Freight Class: 250 Product Weight (lbs.): 31 Cubic Feet Per Carton: 12		9761	841	864	882	909	947	960	994	1057	1088	1147	1227	1327	

DESCRIPTION	FEATURES	MODEL#	STANDARD FABRIC GRADES											
			1	2	3	4	5	6	7	8	9	10	11	12
 <p>Two Seat Bench COM Yardage: 2 Freight Class: 300 Product Weight (lbs.): 49 Cubic Feet Per Carton: 25</p>		9762	1498	1543	1579	1633	1709	1736	1803	1930	1991	2109	2269	2469
			OVERALL DIMENSIONS			SEAT DIMENSIONS			BACK DIMENSIONS					
			W	D	H	W	D	H	W	H				
			54	28.5	17.5	-	-	-	-	-				
		RTA 00												
 <p>Three Seat Bench COM Yardage: 3 Freight Class: 250 Product Weight (lbs.): 70 Cubic Feet Per Carton: 30</p>		9763	2119	2188	2241	2322	2436	2477	2577	2768	2859	3036	3276	3576
			OVERALL DIMENSIONS			SEAT DIMENSIONS			BACK DIMENSIONS					
			W	D	H	W	D	H	W	H				
			80.5	28.5	17.5	-	-	-	-	-				
		RTA 00												
 <p>Coffee Storage Table (2 Seat Length) COM Yardage: N/A Freight Class: 150 Product Weight (lbs.): 102 Cubic Feet Per Carton: 25</p>		9765	1563	-	-	-	-	-	-	-	-	-	-	-
			OVERALL DIMENSIONS			SEAT DIMENSIONS			BACK DIMENSIONS					
			W	D	H	W	D	H	W	H				
			53.75	27.25	16.5	-	-	-	-	-				
		RTA 00												
 <p>Coffee Table (2 Seat Length) COM Yardage: N/A Freight Class: 250 Product Weight (lbs.): 56 Cubic Feet Per Carton: 25</p>		9766	1009	-	-	-	-	-	-	-	-	-	-	-
			OVERALL DIMENSIONS			SEAT DIMENSIONS			BACK DIMENSIONS					
			W	D	H	W	D	H	W	H				
			53.75	27.25	12.5	-	-	-	-	-				
		RTA 00												

BRADEN™



model 7871

model 7870R, 7870, 7870L

STANDARD FEATURES

- A flexible modular seating system that is exceptionally durable. Combine these seating components into a configuration that suits your space.
- Braden uses a unique ganging feature which locks units solidly together, but allows them to be separated and reconfigured when necessary. Locking "Pins" will always be on the left side of a ganging unit, while the pin receptacle will always be on the right side, seated.

OPTIONAL FEATURES

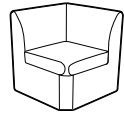
- For ganging hardware please use the following codes: Add "GB" for both sides. Add "GR" for

right side seated only. Add "GL" for Left side seated only. Add "GC" for corner units only, both sides.

- For highly resilient, high density Ultracell foam on seat, Please specify (UC) after the model number. Add \$47.00 for the seat and \$94.00 for the seat and back.
- Optional Non-slip glide for hard surface flooring. Please specify and add \$21.00.
- Braden can be upholstered in Fabric, Vinyl, Leather or Leather/Mock Leather. Not available in Leatherite.
- Model 7874 Table (top) is offered in all the standard laminates. Please Specify.

DESCRIPTION	FEATURES	MODEL#	STANDARD FABRIC GRADES											
-------------	----------	--------	------------------------	--	--	--	--	--	--	--	--	--	--	--

	1	2	3	4	5	6	7	8	9	10	11	12
7867	834	936	1018	1140	1313	1394	1551	1801	1993	2208	2649	3119



Corner Unit

COM Yardage: 4
Freight Class:
Product Weight (lbs.): 50
Cubic Feet Per Carton: 16.5

OVERALL DIMENSIONS			SEAT DIMENSIONS			BACK DIMENSIONS	
W	D	H	W	D	H	W	H

28 28 30 20 17 20.5 19.5 12.5

RTA 00

	1	2	3	4	5	6	7	8	9	10	11	12
7868	223	268	304	357	433	468	537	646	731	824	1017	1223

OVERALL DIMENSIONS			SEAT DIMENSIONS			BACK DIMENSIONS	
W	D	H	W	D	H	W	H

3.75 25 25

RTA 00



Single Seater

COM Yardage: 1.75
Freight Class:
Product Weight (lbs.): 26
Cubic Feet Per Carton: 2.9

	1	2	3	4	5	6	7	8	9	10	11	12
7870	517	590	648	735	857	902	1009	1215	1313	1504	1763	2086

7870LM - - - - 705 - - 1032 1132 1298 1545 1840
Leather/Mock Leather

OVERALL DIMENSIONS			SEAT DIMENSIONS			BACK DIMENSIONS	
W	D	H	W	D	H	W	H

24 27.5 30 24 19.5 16.5 24 13.5

RTA 00



Single Seater

COM Yardage: 2.75
Freight Class: 250
Product Weight (lbs.): 38
Cubic Feet Per Carton: 16.50

	1	2	3	4	5	6	7	8	9	10	11	12
7870L	590	689	768	887	1054	1114	1261	1541	1676	1936	2289	2729

7870LLM - - - - 983 - - 1430 1567 1791 2128 2531
Leather/Mock Leather

OVERALL DIMENSIONS			SEAT DIMENSIONS			BACK DIMENSIONS	
W	D	H	W	D	H	W	H

27 27.5 30 24 19.5 16.5 24 13.5


RTA 00



Single Seater - Left Arm

COM Yardage: 3.75
Freight Class: 250
Product Weight (lbs.): 45
Cubic Feet Per Carton: 16.50

DESCRIPTION	FEATURES	MODEL#	STANDARD FABRIC GRADES											
-------------	----------	--------	------------------------	--	--	--	--	--	--	--	--	--	--	--



Single Seater - Right Arm
 COM Yardage: 3.75
 Freight Class: 250
 Product Weight (lbs.): 45
 Cubic Feet Per Carton: 16.50

	1	2	3	4	5	6	7	8	9	10	11	12
7870R	590	689	768	887	1054	1114	1261	1541	1676	1936	2289	2729
7870RLM	-	-	-	-	983	-	-	1430	1567	1791	2128	2531
Leather/Mock Leather												
OVERALL DIMENSIONS			SEAT DIMENSIONS			BACK DIMENSIONS						
W	D	H	W	D	H	W	H					
27	27.5	30	24	19.5	16.5	24	13.5					

RTA 00



Single Seater - with Arms
 COM Yardage: 4.75
 Freight Class: 250
 Product Weight (lbs.): 52
 Cubic Feet Per Carton: 16.50

	1	2	3	4	5	6	7	8	9	10	11	12
7871	729	843	935	1072	1265	1335	1505	1832	1988	2289	2700	3210
7871LM	-	-	-	-	1266	-	-	1833	2009	2290	2717	3232
Leather/Mock Leather												
OVERALL DIMENSIONS			SEAT DIMENSIONS			BACK DIMENSIONS						
W	D	H	W	D	H	W	H					
30	27.5	30	24	19.5	16.5	24	13.5					

RTA 00



Corner Unit
 COM Yardage: 2.75
 Freight Class: 300
 Product Weight (lbs.): 31
 Cubic Feet Per Carton: 16.50

	1	2	3	4	5	6	7	8	9	10	11	12
7872	477	550	608	695	817	862	969	1175	1273	1464	1723	2046
7872LM	-	-	-	-	736	-	-	1066	1167	1331	1577	1874
Leather/Mock Leather												
OVERALL DIMENSIONS			SEAT DIMENSIONS			BACK DIMENSIONS						
W	D	H	W	D	H	W	H					
24	27.5	30	20	19.5	16.5	15	13.5					

RTA 00



Corner Unit
 COM Yardage: 2.75
 Freight Class: 300
 Product Weight (lbs.): 31
 Cubic Feet Per Carton: 16.50

	1	2	3	4	5	6	7	8	9	10	11	12
7873	477	550	608	695	817	817	969	1175	1273	1464	1723	2046
7873LM	-	-	-	-	736	-	-	1066	1167	1331	1577	1874
Leather/Mock Leather												
OVERALL DIMENSIONS			SEAT DIMENSIONS			BACK DIMENSIONS						
W	D	H	W	D	H	W	H					
24	27.5	30	16	19.5	16.5	21.5	13.5					

RTA 00

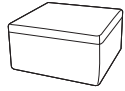


Table - 24" Square w/Upholstered Sides
 COM Yardage: 1.75
 Freight Class: 125
 Product Weight (lbs.): 38
 Cubic Feet Per Carton: 6.25

	1	2	3	4	5	6	7	8	9	10	11	12
7874	390	437	473	529	607	635	703	834	897	1018	1183	1389
7874L	-	-	-	-	-	-	-	709	765	878	1028	1218
Leather												
OVERALL DIMENSIONS			SEAT DIMENSIONS			BACK DIMENSIONS						
W	D	H	W	D	H	W	H					
24	24	14.5	-	-	-	-	-					

RTA 00

DESCRIPTION	FEATURES	MODEL#	STANDARD FABRIC GRADES											
-------------	----------	--------	------------------------	--	--	--	--	--	--	--	--	--	--	--

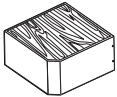


Foot Stool/Single Bench - 24" Square
 COM Yardage: 2.25
 Freight Class: 150
 Product Weight (lbs.): 44
 Cubic Feet Per Carton: 8.50

	1	2	3	4	5	6	7	8	9	10	11	12
7874FS	445	500	544	611	705	738	821	978	1052	1198	1396	1642

OVERALL DIMENSIONS			SEAT DIMENSIONS			BACK DIMENSIONS	
W	D	H	W	D	H	W	H
24	24	14.5	-	-	-	-	-

RTA 00



Corner Table - 17" Square w/Upholstered Sides
 COM Yardage: 1.75
 Freight Class: 125
 Product Weight (lbs.): 45
 Cubic Feet Per Carton: 7.50

	1	2	3	4	5	6	7	8	9	10	11	12
7880	533	578	614	667	743	778	847	956	1041	1134	1327	1533

OVERALL DIMENSIONS			SEAT DIMENSIONS			BACK DIMENSIONS	
W	D	H	W	D	H	W	H
27	27	14.5	-	-	-	-	-

RTA 00

BRIDGES II COLLABORATIVE SEATING



model BRTSE2424B



model BRTSE6060B



model BRTST2448F

STANDARD FEATURES

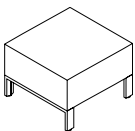
- For all Bridges II components, please see the Bridges II section of the Desking Price Book.
- Bridges collaborative seating collection consists of seating, privacy screens, tables, tablets and power.
- It is a versatile modular furniture series which can be configured into many space planning scenarios, including corner, in-line, open concept, traditional reception, as well as secluded seating with high privacy partitions.
- Furniture pieces can be used as stand alone items or can be mechanically linked together to form a variety of seating configurations.
- Seat and backrest can be integrated with Bridges tables.
- Corner tables and in-line 6" table modules double as power delivery centers.
- Dedicated seat backrests feature dual USB charging port.
- Some in line 6" table modules are furnished with grommets to support tablets.
- Legs are available in standard Bridges metal painted finishes and anodized aluminum finish.
- Bridges Collaborative Seating upholstery features a single stitch, thick white thread around the edges. The white, wide stitch along with crisp corners are part of its distinctive personality.
- In order to achieve crisp edges and to minimize "pillow" effect caused by taut fabric, the upholstery material has been applied deliberately loose, which may over time, produce puckering of the upholstery surface material This can be easily corrected by stretching the fabric by hand or during vacuuming.
- Freestanding 17"h table. Central partition divides space under top surface into two 11" deep compartments.

- In order to efficiently utilize fabric yield, all 60" seats and backs feature a seam in the middle. The double stitch seam is sewn with a thin thread, closely matching the upholstery material in color.
- Some complicated fabric patterns prevent pattern matching and will be upholstered without the seat at the discretion of the factory.
- Should you require no middle seam by cutting into the roll, please specify "NO SEAM" at time of your order.

OPTIONAL FEATURES

- Seating can be upholstered in any standard Global Upholstery fabric, vinyl, leather or combination leather/ mock leather upholstery. If a two tone fabric or a fabric / leather combination is required please fill in a fabric combination sketch showing which material goes where. Please contact Customercare.
- Optional Anodized Aluminum Leg on all models. Add \$52.00.
- Models BRTS2406BT and BRTS2406BPT include 9.5" x 14.5" swivel tablet. If top is specified in high pressure laminate, tablet will also be manufactured in high pressure laminate.

DESCRIPTION	FEATURES	MODEL#	STANDARD FABRIC GRADES											
-------------	----------	--------	------------------------	--	--	--	--	--	--	--	--	--	--	--



Lounge Seat - 24"
COM Yardage: 1.25
Freight Class: 150
Product Weight (lbs.): 22.70
Cubic Feet Per Carton: 5.57

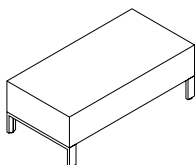
	1	2	3	4	5	6	7	8	9	10	11	12
--	---	---	---	---	---	---	---	---	---	----	----	----

BRTSE24NB	625	684	684	722	776	801	850	928	989	1056	1193	1340
------------------	-----	-----	-----	-----	-----	-----	-----	-----	-----	------	------	------

OVERALL DIMENSIONS			SEAT DIMENSIONS			BACK DIMENSIONS		
W	D	H	W	D	H	W	H	

24	24	17	-	-	-	-	-
----	----	----	---	---	---	---	---

RTA 00



Lounge Seat - 48"
COM Yardage: 2
Freight Class: 250
Product Weight (lbs.): 36.90
Cubic Feet Per Carton: 11.33

	1	2	3	4	5	6	7	8	9	10	11	12
--	---	---	---	---	---	---	---	---	---	----	----	----

BRTSE48NB	1140	1233	1233	1294	1380	1421	1500	1625	1721	1828	2049	2284
------------------	------	------	------	------	------	------	------	------	------	------	------	------

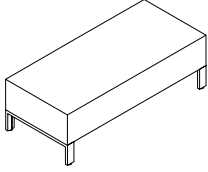
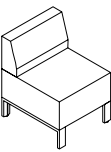

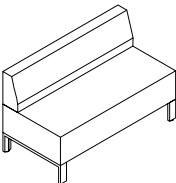
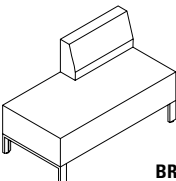
OVERALL DIMENSIONS			SEAT DIMENSIONS			BACK DIMENSIONS		
W	D	H	W	D	H	W	H	

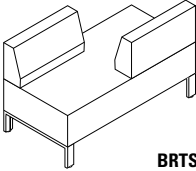
24	48	17	-	-	-	-	-
----	----	----	---	---	---	---	---

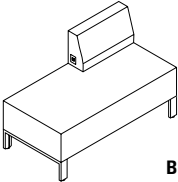
RTA 00

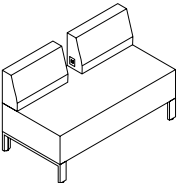
LOUNGE

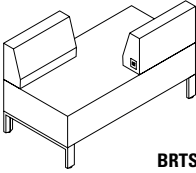
BRIDGES II COLLABORATIVE SEATING **B**

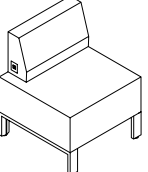
DESCRIPTION	FEATURES	MODEL#	STANDARD FABRIC GRADES												
			1	2	3	4	5	6	7	8	9	10	11	12	
 <p>Lounge Seat - 60" COM Yardage: 2 Freight Class: 250 Product Weight (lbs.): 47 Cubic Feet Per Carton: 14.17</p>		BRTSE48NB	1140	1233	1233	1294	1380	1421	1500	1625	1721	1828	2049	2284	
	OVERALL DIMENSIONS			SEAT DIMENSIONS			BACK DIMENSIONS								
	W	D	H	W	D	H	W	H							
	24	60	17	-	-	-	-	-							
		RTA 00													
 <p>Lounge Seat, Full Backrest - 24" COM Yardage: 2.25 Freight Class: 250 Product Weight (lbs.): 33 Cubic Feet Per Carton: 9.57</p>		BRTSE2424B	985	1089	1089	1158	1255	1301	1389	1530	1638	1759	2007	2272	
	OVERALL DIMENSIONS			SEAT DIMENSIONS			BACK DIMENSIONS								
	W	D	H	W	D	H	W	H							
	24	24	29	-	-	-	-	-							
		RTA 00													
 <p>Lounge Seat, Full Backrest - 48" COM Yardage: 3.50 Freight Class: 250 Product Weight (lbs.): 55.50 Cubic Feet Per Carton: 19.33</p>		BRTSE4848B	1819	1981	1981	2087	2239	2310	2447	2666	2835	3022	3408	3819	
	OVERALL DIMENSIONS			SEAT DIMENSIONS			BACK DIMENSIONS								
	W	D	H	W	D	H	W	H							
	24	48	29	-	-	-	-	-							
		RTA 00													
 <p>Lounge Seat, Full Backrest - 60" COM Yardage: 4.50 Freight Class: 250 Product Weight (lbs.): 70 Cubic Feet Per Carton: 24.17</p>		BRTSE6060B	2109	2317	2317	2454	2648	2740	2917	3198	3414	3655	4152	4681	
	OVERALL DIMENSIONS			SEAT DIMENSIONS			BACK DIMENSIONS								
	W	D	H	W	D	H	W	H							
	24	60	29	-	-	-	-	-							
		RTA 00													
 <p>BRTSE2448BR</p> <p>Lounge Seat, 24" Offset Backrest COM Yardage: ?? Freight Class: 250 Product Weight (lbs.): 46.10 Cubic Feet Per Carton: 19.33</p>		BRTSE2448BR	1500	1639	1639	1730	1860	1921	2039	2226	2371	2531	2862	3215	
	OVERALL DIMENSIONS			SEAT DIMENSIONS			BACK DIMENSIONS								
	W	D	H	W	D	H	W	H							
	24	48	29	-	-	-	-	-							
		RTA 00													
		BRTSE2448BL	1500	1639	1639	1730	1860	1921	2039	2226	2371	2531	2862	3215	

DESCRIPTION	FEATURES	MODEL#	STANDARD FABRIC GRADES																																											
			1	2	3	4	5	6	7	8	9	10	11	12																																
 <p>BRTSE2448BODR</p> <p>Lounge Seat, Two 24" Offset Backrests COM Yardage: 4 Freight Class: 250 Product Weight (lbs.): 46.5 Cubic Feet Per Carton: 19.33</p>	<table border="1"> <tr> <th colspan="3">OVERALL DIMENSIONS</th> <th colspan="3">SEAT DIMENSIONS</th> <th colspan="3">BACK DIMENSIONS</th> <th colspan="3"></th> </tr> <tr> <th>W</th><th>D</th><th>H</th> <th>W</th><th>D</th><th>H</th> <th>W</th><th>H</th> <th colspan="3"></th> </tr> <tr> <td>24</td><td>48</td><td>29</td> <td>-</td><td>-</td><td>-</td> <td>-</td><td>-</td> <td colspan="3"></td> </tr> </table>												OVERALL DIMENSIONS			SEAT DIMENSIONS			BACK DIMENSIONS						W	D	H	W	D	H	W	H				24	48	29	-	-	-	-	-			
	OVERALL DIMENSIONS			SEAT DIMENSIONS			BACK DIMENSIONS																																							
	W	D	H	W	D	H	W	H																																						
24	48	29	-	-	-	-	-																																							
<p>RTA 00</p>																																														

 <p>BRTSE2148EBR</p> <p>Lounge Seat, 21" USB Backrest COM Yardage: 3 Freight Class: 250 Product Weight (lbs.): 33 Cubic Feet Per Carton: 9.67</p>	<table border="1"> <tr> <th colspan="3">OVERALL DIMENSIONS</th> <th colspan="3">SEAT DIMENSIONS</th> <th colspan="3">BACK DIMENSIONS</th> <th colspan="3"></th> </tr> <tr> <th>W</th><th>D</th><th>H</th> <th>W</th><th>D</th><th>H</th> <th>W</th><th>H</th> <th colspan="3"></th> </tr> <tr> <td>24</td><td>48</td><td>29</td> <td>-</td><td>-</td><td>-</td> <td>-</td><td>-</td> <td colspan="3"></td> </tr> </table>												OVERALL DIMENSIONS			SEAT DIMENSIONS			BACK DIMENSIONS						W	D	H	W	D	H	W	H				24	48	29	-	-	-	-	-			
	OVERALL DIMENSIONS			SEAT DIMENSIONS			BACK DIMENSIONS																																							
	W	D	H	W	D	H	W	H																																						
24	48	29	-	-	-	-	-																																							
<p>RTA 00</p>																																														

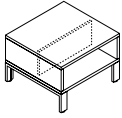
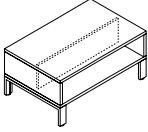
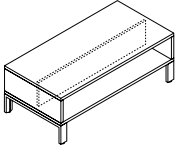
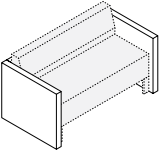
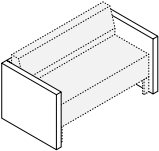
 <p>BRTSE2148E2B</p> <p>Lounge Seat, Two 21" USB Backrests COM Yardage: 4 Freight Class: 250 Product Weight (lbs.): 57 Cubic Feet Per Carton: 19.33</p>	<table border="1"> <tr> <th colspan="3">OVERALL DIMENSIONS</th> <th colspan="3">SEAT DIMENSIONS</th> <th colspan="3">BACK DIMENSIONS</th> <th colspan="3"></th> </tr> <tr> <th>W</th><th>D</th><th>H</th> <th>W</th><th>D</th><th>H</th> <th>W</th><th>H</th> <th colspan="3"></th> </tr> <tr> <td>24</td><td>48</td><td>29</td> <td>-</td><td>-</td><td>-</td> <td>-</td><td>-</td> <td colspan="3"></td> </tr> </table>												OVERALL DIMENSIONS			SEAT DIMENSIONS			BACK DIMENSIONS						W	D	H	W	D	H	W	H				24	48	29	-	-	-	-	-			
	OVERALL DIMENSIONS			SEAT DIMENSIONS			BACK DIMENSIONS																																							
	W	D	H	W	D	H	W	H																																						
24	48	29	-	-	-	-	-																																							
<p>RTA 00</p>																																														

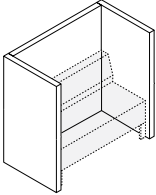
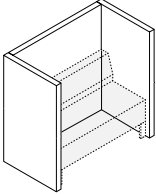
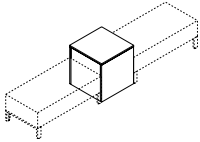
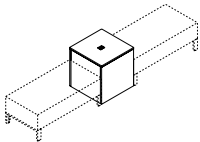
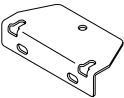
 <p>BRTSE2148EBODR</p> <p>Lounge Seat, Two Offset USB Backrests COM Yardage: 4 Freight Class: 250 Product Weight (lbs.): 57 Cubic Feet Per Carton: 19.33</p>	<table border="1"> <tr> <th colspan="3">OVERALL DIMENSIONS</th> <th colspan="3">SEAT DIMENSIONS</th> <th colspan="3">BACK DIMENSIONS</th> <th colspan="3"></th> </tr> <tr> <th>W</th><th>D</th><th>H</th> <th>H</th><th>W</th><th>D</th> <th>H</th><th>WH</th> <th colspan="3"></th> </tr> <tr> <td>24</td><td>48</td><td>29</td> <td>-</td><td>-</td><td>-</td> <td>-</td><td>-</td> <td colspan="3"></td> </tr> </table>												OVERALL DIMENSIONS			SEAT DIMENSIONS			BACK DIMENSIONS						W	D	H	H	W	D	H	WH				24	48	29	-	-	-	-	-			
	OVERALL DIMENSIONS			SEAT DIMENSIONS			BACK DIMENSIONS																																							
	W	D	H	H	W	D	H	WH																																						
24	48	29	-	-	-	-	-																																							
<p>RTA 00</p>																																														

 <p>BRTSE2124EBR</p> <p>Lounge Seat, 21" USB Backrest COM Yardage: 2.25 Freight Class: 250 Product Weight (lbs.): 46.10 Cubic Feet Per Carton: 19.33</p>	<table border="1"> <tr> <th colspan="3">OVERALL DIMENSIONS</th> <th colspan="3">SEAT DIMENSIONS</th> <th colspan="3">BACK DIMENSIONS</th> <th colspan="3"></th> </tr> <tr> <th>W</th><th>D</th><th>H</th> <th>W</th><th>D</th><th>H</th> <th>W</th><th>H</th> <th colspan="3"></th> </tr> <tr> <td>24</td><td>24</td><td>29</td> <td>-</td><td>-</td><td>-</td> <td>-</td><td>-</td> <td colspan="3"></td> </tr> </table>												OVERALL DIMENSIONS			SEAT DIMENSIONS			BACK DIMENSIONS						W	D	H	W	D	H	W	H				24	24	29	-	-	-	-	-			
	OVERALL DIMENSIONS			SEAT DIMENSIONS			BACK DIMENSIONS																																							
	W	D	H	W	D	H	W	H																																						
24	24	29	-	-	-	-	-																																							
<p>RTA 00</p>																																														

LOUNGE

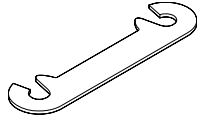
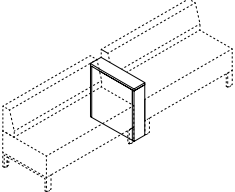
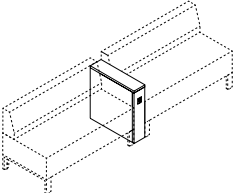
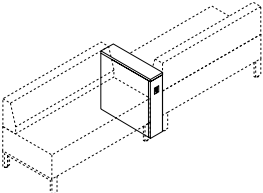
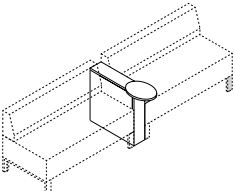
BRIDGES II COLLABORATIVE SEATING B

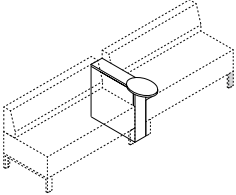
DESCRIPTION	FEATURES	MODEL#	STANDARD FABRIC GRADES												
			1	2	3	4	5	6	7	8	9	10	11	12	
 <p>Low Table - 24" COM Yardage: N/A Freight Class: 125 Product Weight (lbs.): 40.70 Cubic Feet Per Carton: 5.67</p>		BRTST2424F	441	-	-	-	-	-	-	-	-	-	-	-	-
	OVERALL DIMENSIONS			SEAT DIMENSIONS			BACK DIMENSIONS								
	W D H			W D H			W H								
	24 24 17			-			-								
			RTA 00												
 <p>Low Table - 48" COM Yardage: N/A Freight Class: 125 Product Weight (lbs.): 69 Cubic Feet Per Carton: 11.33</p>		BRTST2448F	625	-	-	-	-	-	-	-	-	-	-	-	-
	OVERALL DIMENSIONS			SEAT DIMENSIONS			BACK DIMENSIONS								
	W D H			W D H			W H								
	24 48 17			-			-								
			RTA 00												
 <p>Low Table - 60" COM Yardage: N/A Freight Class: 150 Product Weight (lbs.): 83.60 Cubic Feet Per Carton: 14.17</p>		BRTST2460F	699	-	-	-	-	-	-	-	-	-	-	-	-
	OVERALL DIMENSIONS			SEAT DIMENSIONS			BACK DIMENSIONS								
	W D H			W D H			W H								
	24 60 17			-			-								
			RTA 00												
 <p>Seat Partitions - 24" COM Yardage: 2.50 Freight Class: 250 Product Weight (lbs.): 32 Cubic Feet Per Carton: 12.04</p>		BRTPP2424L1	1155	-	-	-	-	-	-	-	-	-	-	-	-
	OVERALL DIMENSIONS			SEAT DIMENSIONS			BACK DIMENSIONS								
	W D H			W D H			W H								
	53 28.7 25			-			-								
			RTA 00												
 <p>Seat Partitions - 48" COM Yardage: 3.25 Freight Class: 300 Product Weight (lbs.): 41 Cubic Feet Per Carton: 22.01</p>		BRTPP2448L1	1545	-	-	-	-	-	-	-	-	-	-	-	-
	OVERALL DIMENSIONS			SEAT DIMENSIONS			BACK DIMENSIONS								
	W D H			W D H			W H								
	53 28.7 25			-			-								
			RTA 00												

DESCRIPTION	FEATURES	MODEL#	STANDARD FABRIC GRADES													
			1	2	3	4	5	6	7	8	9	10	11	12		
 <p>Seat Privacy Partitions - 24" COM Yardage: 5 Freight Class: 300 Product Weight (lbs.): 32 Cubic Feet Per Carton: 24.08</p>	<p>Fully 3 - Part Kit</p> <p>Seating not included. Panel textiles only.</p>	BRTPP2424L2	1750	-	-	-	-	-	-	-	-	-	-	-		
			OVERALL DIMENSIONS			SEAT DIMENSIONS			BACK DIMENSIONS							
			W	D	H	W	D	H	W	H						
			53	28.7	50	-	-	-	-	-						
			RTA 00													
 <p>Seat Privacy Partitions - 48" COM Yardage: 6.50 Freight Class: 400 Product Weight (lbs.): 41 Cubic Feet Per Carton: 44.01</p>	<p>Fully 3 - Part Kit</p> <p>Seating not included.</p>	BRTPP2448L2	2240	-	-	-	-	-	-	-	-	-	-	-		
			OVERALL DIMENSIONS			SEAT DIMENSIONS			BACK DIMENSIONS							
			W	D	H	W	D	H	W	H						
			53	28.7	50	-	-	-	-	-						
			RTA 00													
 <p>Square Table Block - No Power COM Yardage: N/A Freight Class: 250 Product Weight (lbs.): 32 Cubic Feet Per Carton: 12.04</p>	<p>Freestanding Table.</p> <p>Seating not included.</p> <p>Includes 2 brackets and screws</p>	BRTS2424B	490	-	-	-	-	-	-	-	-	-	-	-		
			OVERALL DIMENSIONS			SEAT DIMENSIONS			BACK DIMENSIONS							
			W	D	H	W	D	H	W	H						
			24	24	25	-	-	-	-	-						
			RTA 00													
 <p>Square Table Block w/ Center Power COM Yardage: N/A Freight Class: 125 Product Weight (lbs.): 59.30 Cubic Feet Per Carton: 8.33</p>	<p>Freestanding Table.</p> <p>Seating not included.</p> <p>Includes 2 brackets and screws</p>	BRTS2424BP	490	-	-	-	-	-	-	-	-	-	-	-		
			OVERALL DIMENSIONS			SEAT DIMENSIONS			BACK DIMENSIONS							
			W	D	H	W	D	H	W	H						
			24	24	25	-	-	-	-	-						
			RTA 00													
 <p>Square Table Block Ganging Bracket Kit COM Yardage: N/A Freight Class: 70 Product Weight (lbs.): 0.05 Cubic Feet Per Carton: 0.01</p>	<p>Includes 2 brackets and screws.</p> <p>Black Only.</p>	BRTSTBG	35	-	-	-	-	-	-	-	-	-	-	-		
			OVERALL DIMENSIONS			SEAT DIMENSIONS			BACK DIMENSIONS							
			W	D	H	W	D	H	W	H						
			2.5	5	1.1	-	-	-	-	-						
			RTA 00													

LOUNGE

BRIDGES II COLLABORATIVE SEATING B

DESCRIPTION	FEATURES	MODEL#	STANDARD FABRIC GRADES													
			1	2	3	4	5	6	7	8	9	10	11	12		
 <p>Ganging Bracket Kit COM Yardage: N/A Freight Class: 70 Product Weight (lbs.): 0.03 Cubic Feet Per Carton: 0.01</p>		BRTSTSB	14	-	-	-	-	-	-	-	-	-	-	-	-	
			OVERALL DIMENSIONS			SEAT DIMENSIONS			BACK DIMENSIONS							
			W	D	H	W	D	H	W	H						
			1.3	6	0.1	-	-	-	-	-						
			RTA 00													
 <p>Inline 6" Table Block COM Yardage: N/A Freight Class: 92.50 Product Weight (lbs.): 21 Cubic Feet Per Carton: 2.08</p>	<p>Must use with seating. Seating not included. Includes 2 brackets and screws</p>	BRTS2406B	420	-	-	-	-	-	-	-	-	-	-	-	-	
			OVERALL DIMENSIONS			SEAT DIMENSIONS			BACK DIMENSIONS							
			W	D	H	W	D	H	W	H						
			24	6	25	-	-	-	-	-						
			RTA 00													
 <p>Inline 6" Table Block w/ Front Power COM Yardage: N/A Freight Class: 92.50 Product Weight (lbs.): 23.30 Cubic Feet Per Carton: 2.08</p>	<p>Must use with seating. Seating not included. Includes 2 brackets and screws</p>	BRTS2406BP	910	-	-	-	-	-	-	-	-	-	-	-	-	
			OVERALL DIMENSIONS			SEAT DIMENSIONS			BACK DIMENSIONS							
			W	D	H	W	D	H	W	H						
			24	6	25	-	-	-	-	-						
			RTA 00													
 <p>Inline 6" Table Block w/ Front & Rear Power COM Yardage: N/A Freight Class: 92.50 Product Weight (lbs.): 24.30 Cubic Feet Per Carton: 2.08</p>	<p>Must use with seating. Seating not included. Includes 2 brackets and screws</p>	BRTS2406B2P	1400	-	-	-	-	-	-	-	-	-	-	-	-	
			OVERALL DIMENSIONS			SEAT DIMENSIONS			BACK DIMENSIONS							
			W	D	H	W	D	H	W	H						
			24	6	25	-	-	-	-	-						
			RTA 00													
 <p>Inline 6" Table Block w/ Tablet Arm COM Yardage: N/A Freight Class: 85 Product Weight (lbs.): 25.60 Cubic Feet Per Carton: 2.08</p>	<p>Must use with seating. Seating not included. Includes 2 brackets and screws</p>	BRTS2406BT	805	-	-	-	-	-	-	-	-	-	-	-	-	
			OVERALL DIMENSIONS			SEAT DIMENSIONS			BACK DIMENSIONS							
			W	D	H	W	D	H	W	H						
			24	6	25	-	-	-	-	-						
			RTA 00													

DESCRIPTION	FEATURES	MODEL#	STANDARD FABRIC GRADES											
			1	2	3	4	5	6	7	8	9	10	11	12
 <p>Inline 6" Table Block w/ Front Power & Tablet Arm COM Yardage: N/A Freight Class: 92.50 Product Weight (lbs.): 24.30 Cubic Feet Per Carton: 2.08</p>	<p>Must use with seating. Seating not included. Includes 2 brackets and screws</p>	<p>BRTS2406BPT</p>	1295	-	-	-	-	-	-	-	-	-	-	-
			<p>OVERALL DIMENSIONS</p> <p>W D H</p>			<p>SEAT DIMENSIONS</p> <p>W D H</p>			<p>BACK DIMENSIONS</p> <p>W H</p>					
			24	6	25	-	-	-	-	-	-	-	-	-
			<p>RTA 00</p>											

CAMINO



models shown: 5471-CP Lounge Chair, 5475-W End Table, 5472-CP Two Seat Sofa.



model 5471-CP



model 5476-W



model 5485-W

STANDARD FEATURES

- A transitional soft seating series composed of one, two and three seat units. The series also offers tables with coordinating details and finishes.
- Frame is a heavy duty, interlocking plywood, puzzle box construction suitable for public environments.
- The soft seating leg system utilizes a continuous visible frame between the front and rear leg. Each leg frame is bolted directly to the sofa frame with large bolts to provide a very durable leg construction.
- Legs are equipped with translucent non marking glides as standard. Suitable for both carpet and hard surface flooring.
- Seating features as standard, decorative double stitch detail, which make seams lay flat and add extra seam strength.
- Cushions are highly resilient foam and seats are equipped with a synthetic rubberized sheet webbing suspension system for extra comfort. Cushions are fixed and non-removable.
- Tables are made with a choice of tops: Genuine Wood tops (W) with a reverse beveled edge, Thermally Fused Laminate tops (LP) with matching PVC edging or High Pressure Laminate top (HP) with matching PVC edging. Custom high pressure laminate finishes will be considered upon requested.
- Regardless of top chosen all tables have wood aprons and a unique tapered leg design.
- Some table assembly required, see RTA code with each item below.
- Measurement shown for weight is for one unit, measurement for volume is per carton.

OPTIONAL FEATURES

- Optional cushions and arms can have tailored piping details.
- For piping made in fabric matching the rest of the upholstery fabric please use **MP** models (matching piping after the model number). This is no upcharge.
- For contrast piping made in a fabric that does not match the rest of the upholstery material for this purpose, please see model numbers ending in **CP** which reflect the appropriate upcharge.
- For contrast piping in a fabric higher than grade 2, you must ask for a special quotation. Per unit price will vary depending on the number of units being ordered.
- Seating can be upholstered in any standard Global Upholstery fabric, vinyl, leather or combination leather/ mock leather upholstery. If a two tone fabric or a fabric / leather combination is required please fill in a fabric combination sketch showing which material goes where. Please contact Customercare.
- Seating unit and Tables come with a choice of wood legs or a polished cast aluminum. The table leg finishes coordinate with the legs on the soft seating units.
- Seating and tables with polished aluminum legs are shown as separate skus.
- Tops finishes coordinate with the laminate finishes for Global Desking and wood seating finishes. Specify laminate finishes from the Adaptabilities or Zira sections of the price list.
- Wood legs for seating are available in select Global wood seating finishes - see seating finishes. Only finishes ending in "M" are available for this series.

DESCRIPTION	FEATURES	MODEL#	STANDARD FABRIC GRADES											
			1	2	3	4	5	6	7	8	9	10	11	12



Lounge Chair w/ Wood Legs
COM Yardage: 4
Freight Class: 250
Product Weight (lbs.): 60
Cubic Feet Per Carton: 19.25

No Piping.






MODEL#	1	2	3	4	5	6	7	8	9	10	11	12
5471	1689	1791	1873	1995	2168	2249	2406	2656	2848	3063	3504	3974
5471LM	-	-	-	-	2130	2212	2369	2619	2811	3026	3466	3937
OVERALL DIMENSIONS			SEAT DIMENSIONS			BACK DIMENSIONS						
W	D	H	W	D	H	W	H					
29.5	29	30.5	21	19.5	18	20	11.5					
RTA 00												



Lounge Chair w/ Wood Legs & Piping
COM Yardage: 4
Freight Class: 250
Product Weight (lbs.): 60
Cubic Feet Per Carton: 19.25






CP = Contrast Piping
MP = Matching Piping


MODEL#	1	2	3	4	5	6	7	8	9	10	11	12
5471-CP	1817	1919	2001	2123	2296	2377	2534	2784	2976	3191	3632	4102
5471LM-CP	-	-	-	-	2164	2246	2403	2653	2845	3060	3501	3971
5471-MP	1689	1791	1873	1995	2168	2249	2406	2656	2848	3063	3504	3974
5471LM-MP	-	-	-	-	2130	2212	2369	2619	2811	3026	3466	3937
OVERALL DIMENSIONS			SEAT DIMENSIONS			BACK DIMENSIONS						
W	D	H	W	D	H	W	H					
29.5	29	30.5	21	19.5	18	20	11.5					
RTA 00												


DESCRIPTION	FEATURES	MODEL#	STANDARD FABRIC GRADES													
			1	2	3	4	5	6	7	8	9	10	11	12		
 <p>Two Seat Sofa w/ Wood Legs COM Yardage: 5.75 Freight Class: 250 Product Weight (lbs.): 84 Cubic Feet Per Carton: 36</p>	No Piping.	5472	2394	2541	2657	2833	3082	3198	3424	3783	4060	4368	5002	5678		
		5472LM	-	-	-	-	3028	3145	3371	3730	4007	4315	4949	5625		
		OVERALL DIMENSIONS			SEAT DIMENSIONS			BACK DIMENSIONS								
		W D H			W D H			W H								
		51 29 30.5			42 19.5 18			41 11.5								
		RTA 00														
		 <p>Two Seat Sofa w/ Wood Legs COM Yardage: 5.75 Freight Class: 250 Product Weight (lbs.): 84 Cubic Feet Per Carton: 36</p>	CP = Contrast Piping MP = Matching Piping	5472-CP	2565	2712	2828	3004	3253	3369	3595	3954	4231	4539	5173	5849
				5472LM-CP	-	-	-	-	3064	3181	3407	3766	4043	4351	4985	5678
				5472-MP	2394	2541	2657	2833	3082	3198	3424	3783	4060	4368	5002	5678
				5472LM-MP	-	-	-	-	3028	3145	3371	3730	4007	4315	4949	5625
OVERALL DIMENSIONS				SEAT DIMENSIONS			BACK DIMENSIONS									
W D H				W D H			W H									
51 29 30.5				42 19.5 18			41 11.5									
RTA 00																
 <p>Three Seat Sofa w/ Wood Legs COM Yardage: 7.50 Freight Class: 250 Product Weight (lbs.): 110 Cubic Feet Per Carton: 50.25</p>	No Piping.			5473	3099	3290	3442	3671	3996	4148	4442	4911	5272	5674	6501	7383
				5473LM	-	-	-	-	3926	4079	4374	4842	5203	5605	6432	7314
		OVERALL DIMENSIONS			SEAT DIMENSIONS			BACK DIMENSIONS								
		W D H			W D H			W H								
		71 29 30.5			63 19.5 18			62 11.5								
		RTA 00														
		 <p>Three Seat Sofa w/ Wood Legs COM Yardage: 7.50 Freight Class: 250 Product Weight (lbs.): 110 Cubic Feet Per Carton: 50.25</p>	CP = Contrast Piping MP = Matching Piping	5473-CP	3312	3503	3656	3884	4209	4361	4656	5124	5485	5887	6714	7596
				5473LM-CP	-	-	-	-	3964	4117	4411	4880	5241	5643	6470	7596
				5473-MP	3099	3290	3442	3671	3996	4148	4442	4911	5272	5674	6501	7383
				5473LM-MP	-	-	-	-	3926	4049	4374	4842	5203	5605	6432	7314
OVERALL DIMENSIONS				SEAT DIMENSIONS			BACK DIMENSIONS									
W D H				W D H			W H									
71 29 30.5				63 19.5 18			62 11.5									
RTA 00																
 <p>Coffee Table - 22" x 48" Rectangular w/Wood Legs COM Yardage: N/A Freight Class: 92.5 Product Weight (lbs.): 40 Cubic Feet Per Carton: 4</p>				5474-LP	1304	-	-	-	-	-	-	-	-	-	-	-
				5474-HP	1400	-	-	-	-	-	-	-	-	-	-	-
		5474-W	1684	-	-	-	-	-	-	-	-	-	-	-	-	
		LP = Laminate Top HP = High Pressure Laminate Top W = Wood Top														
		OVERALL DIMENSIONS			SEAT DIMENSIONS			BACK DIMENSIONS								
		W D H			W D H			W H								
		22 48 17.5			-			-								
		RTA 8														


LOUNGE


CAMINO C


DESCRIPTION	FEATURES	MODEL#	STANDARD FABRIC GRADES													
			1	2	3	4	5	6	7	8	9	10	11	12		
 <p>End Table - 21" x 21" Square w/Wood Legs COM Yardage: N/A Freight Class: 100 Product Weight (lbs.): 20 Cubic Feet Per Carton: 2.10</p>		5475-LP	971	-	-	-	-	-	-	-	-	-	-	-		
		5475-HP	1067	-	-	-	-	-	-	-	-	-	-	-		
		5475-W	1176	-	-	-	-	-	-	-	-	-	-	-		
		LP = Laminate Top HP = High Pressure Laminate Top W = Wood Top														
			OVERALL DIMENSIONS			SEAT DIMENSIONS			BACK DIMENSIONS							
			W	D	H	W	D	H	W	H						
			21	21	17.5	-	-	-	-	-						
RTA 8																
 <p>End Table - 24" Round w/Wood Legs COM Yardage: N/A Freight Class: 85 Product Weight (lbs.): 27 Cubic Feet Per Carton: 2.10</p>		5476-LP	1005	-	-	-	-	-	-	-	-	-	-			
		5476-HP	1101	-	-	-	-	-	-	-	-	-	-			
		5476-W	1278	-	-	-	-	-	-	-	-	-	-			
		LP = Laminate Top HP = High Pressure Laminate Top W = Wood Top														
			OVERALL DIMENSIONS			SEAT DIMENSIONS			BACK DIMENSIONS							
			W	D	H	W	D	H	W	H						
			24	24	17.5	-	-	-	-	-						
RTA 8																
 <p>Coffee Table - 32" Round w/Wood Legs COM Yardage: N/A Freight Class: 125 Product Weight (lbs.): 35 Cubic Feet Per Carton: 4.40</p>		5477-LP	1518	-	-	-	-	-	-	-	-	-	-			
		5477-HP	1614	-	-	-	-	-	-	-	-	-	-			
		5477-W	1919	-	-	-	-	-	-	-	-	-	-			
		LP = Laminate Top HP = High Pressure Laminate Top W = Wood Top														
			OVERALL DIMENSIONS			SEAT DIMENSIONS			BACK DIMENSIONS							
			W	D	H	W	D	H	W	H						
			32	32	17.5	-	-	-	-	-						
RTA 8																
 <p>Lounge Chair w/Aluminum Legs COM Yardage: 4 Freight Class: 250 Product Weight (lbs.): 62 Cubic Feet Per Carton: 19.25</p>	No Piping.	5481	1689	1791	1873	1995	2168	2249	2406	2656	2848	3063	3504	3974		
		5481LM	-	-	-	-	2036	2118	2275	2718	2932	3373	3843	2932		
					OVERALL DIMENSIONS			SEAT DIMENSIONS			BACK DIMENSIONS					
					W	D	H	W	D	H	W	H				
			29.5	29	30.5	21	19.5	18	20	11.5						
RTA 00																
 <p>Lounge Chair w/Aluminum Legs COM Yardage: 4 Freight Class: 250 Product Weight (lbs.): 62 Cubic Feet Per Carton: 19.25</p>	CP = Contrast Piping. MP = Matching Piping.	5481-CP	1817	1919	2001	2123	2296	2377	2534	2784	2976	3191	3632	4102		
		5481LM-CP	-	-	-	-	2164	2246	2403	2653	2845	3060	3501	3971		
		5481-MP	1689	1791	1873	1995	2168	2249	2406	2656	2848	3063	3504	3974		
		5481LM-MP	-	-	-	-	2036	2246	2403	2525	2718	2932	3373	3843		
			OVERALL DIMENSIONS			SEAT DIMENSIONS			BACK DIMENSIONS							
			W	D	H	W	D	H	W	H						
			29.5	29	30.5	21	19.5	18	20	11.5						
RTA 00																




DESCRIPTION	FEATURES	MODEL#	STANDARD FABRIC GRADES											
			1	2	3	4	5	6	7	8	9	10	11	12
 <p>Two Seat Sofa w/ Aluminum Legs COM Yardage: 5.75 Freight Class: 250 Product Weight (lbs.): 86 Cubic Feet Per Carton: 36</p>	No Piping.	5482	2394	2541	2657	2833	3082	3198	3424	3783	4060	4368	5002	5678
		5482LM	-	-	-	-	2934	3051	3277	3636	3913	4221	4855	5531
		OVERALL DIMENSIONS			SEAT DIMENSIONS			BACK DIMENSIONS						
		W	D	H	W	D	H	W	H					
			51	29	30.5	42	19.5	18	41	11.5				
RTA 00														

DESCRIPTION	FEATURES	MODEL#	STANDARD FABRIC GRADES											
			1	2	3	4	5	6	7	8	9	10	11	12
 <p>Two Seat Sofa w/ Aluminum Legs COM Yardage: 5.75 Freight Class: 250 Product Weight (lbs.): 86 Cubic Feet Per Carton: 36</p>	CP = Contrast Piping. MP = Matching Piping.	5482-CP	2565	2712	2828	2712	2828	3004	3253	3369	3595	3954	4231	5849
		5482LM-CP	-	-	-	-	3064	3051	3277	3766	4043	4351	4985	5661
		5482-MP	2394	2541	2657	2833	3082	3198	3424	3783	4060	4368	5002	5678
		5482LM-MP	-	-	-	-	2934	3051	3277	3636	3913	4221	4855	5531
OVERALL DIMENSIONS			SEAT DIMENSIONS			BACK DIMENSIONS								
W	D	H	W	D	H	W	H							
			51	29	30.5	42	19.5	18	41	11.5				
RTA 00														

DESCRIPTION	FEATURES	MODEL#	STANDARD FABRIC GRADES											
			1	2	3	4	5	6	7	8	9	10	11	12
 <p>Three Seat Sofa w/ Aluminum Legs COM Yardage: 7.50 Freight Class: 250 Product Weight (lbs.): 112 Cubic Feet Per Carton: 50.25</p>	No Piping.	5483	3099	3290	3442	3290	3996	4148	4442	4911	5272	5674	6501	7383
		5483LM	-	-	-	-	3832	3985	4280	4748	5109	5511	6338	7220
		OVERALL DIMENSIONS			SEAT DIMENSIONS			BACK DIMENSIONS						
		W	D	H	W	D	H	W	H					
			71	29	30.5	63	19.5	18	62	11.5				
RTA 00														

DESCRIPTION	FEATURES	MODEL#	STANDARD FABRIC GRADES											
			1	2	3	4	5	6	7	8	9	10	11	12
 <p>Three Seat Sofa w/ Aluminum Legs COM Yardage: 7.50 Freight Class: 250 Product Weight (lbs.): 112 Cubic Feet Per Carton: 50.25</p>	CP = Contrast Piping. MP = Matching Piping.	5483-CP	3312	3503	3656	3884	4209	4361	4656	5124	5485	7596	6714	7596
		5483-MP	3099	3290	3442	3671	3996	4148	4442	4911	5272	5674	6501	7383
		5483LM-CP	-	-	-	-	3964	4117	4411	4880	5241	5643	6470	7352
		5483LM-MP	-	-	-	-	3832	3985	4280	4748	5109	5511	6338	7220
OVERALL DIMENSIONS			SEAT DIMENSIONS			BACK DIMENSIONS								
W	D	H	W	D	H	W	H							
			71	29	30.5	63	19.5	18	62	11.5				
RTA 00														

DESCRIPTION	FEATURES	MODEL#	STANDARD FABRIC GRADES											
			1	2	3	4	5	6	7	8	9	10	11	12
 <p>Coffee Table - 22" x 48" Rectangular w/ Aluminum Legs COM Yardage: N/A Freight Class: 92.5 Product Weight (lbs.): 46 Cubic Feet Per Carton: 4</p>		5484-LP	1377	-	-	-	-	-	-	-	-	-	-	-
		5484-HP	1473	-	-	-	-	-	-	-	-	-	-	-
		5484-W	1757	-	-	-	-	-	-	-	-	-	-	-
		LP = Laminate Top HP = High Pressure Laminate Top W = Wood Top												
OVERALL DIMENSIONS			SEAT DIMENSIONS			BACK DIMENSIONS								
W	D	H	W	D	H	W	H							
			22	48	17.5	-	-	-	-	-				
RTA 8														

DESCRIPTION	FEATURES	MODEL#	STANDARD FABRIC GRADES											
			1	2	3	4	5	6	7	8	9	10	11	12
 <p>End Table - 21" x 21" Square w/Aluminum Legs COM Yardage: N/A Freight Class: 85 Product Weight (lbs.): 26 Cubic Feet Per Carton: 2.10</p>														
	5485-LP	1043	-	-	-	-	-	-	-	-	-	-	-	
	5485-HP	1139	-	-	-	-	-	-	-	-	-	-	-	
	5485-W	1248	-	-	-	-	-	-	-	-	-	-	-	
LP = Laminate Top HP = High Pressure Laminate Top W = Wood Top			OVERALL DIMENSIONS			SEAT DIMENSIONS			BACK DIMENSIONS					
	W	D	H	W	D	H	W	D	H	W	D	H		
	21	21	17.5	-	-	-	-	-	-	-	-	-	-	
RTA 8														
 <p>End Table - 24" Round w/Aluminum Legs COM Yardage: N/A Freight Class: 85 Product Weight (lbs.): 27 Cubic Feet Per Carton: 2.10</p>														
	5486-LP	1077	-	-	-	-	-	-	-	-	-	-	-	
	5486-HP	1173	-	-	-	-	-	-	-	-	-	-	-	
	5486-W	1351	-	-	-	-	-	-	-	-	-	-	-	
LP = Laminate Top HP = High Pressure Laminate Top W = Wood Top			OVERALL DIMENSIONS			SEAT DIMENSIONS			BACK DIMENSIONS					
	W	D	H	W	D	H	W	D	H	W	D	H		
	24	24	17.5	-	-	-	-	-	-	-	-	-	-	
RTA 8														
 <p>Coffee Table - 32" Round w/Aluminum Legs COM Yardage: N/A Freight Class: 100 Product Weight (lbs.): 41 Cubic Feet Per Carton: 4.40</p>														
	5487-LP	1590	-	-	-	-	-	-	-	-	-	-	-	
	5487-HP	1686	-	-	-	-	-	-	-	-	-	-	-	
	5487-W	1992	-	-	-	-	-	-	-	-	-	-	-	
LP = Laminate Top HP = High Pressure Laminate Top W = Wood Top			OVERALL DIMENSIONS			SEAT DIMENSIONS			BACK DIMENSIONS					
	W	D	H	W	D	H	W	D	H	W	D	H		
	32	32	17.5	-	-	-	-	-	-	-	-	-	-	
RTA 8														

CITI™



model 7875LTM (BK)



model 7889



Citi Modular Group & Tables - Shown in Tungsten

STANDARD FEATURES

- Compact, contemporary design includes raised legs, ideal where space is at a premium.
- Fully upholstered. Fixed seat and back cushions. Raised metal tubular legs.
- Horizontal stitch detail on leather models only. Fabric models will not have decorative stitch detail.
- Citi seat and table legs are standard in a Tungsten (R1) colored finish.
- Citi tables complement the contemporary timeless decor of many offices
- Table tops are available in either tempered glass or laminate.

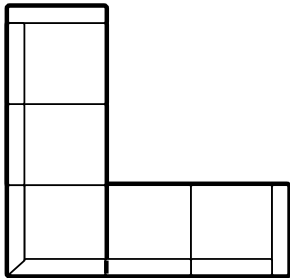


OPTIONAL FEATURES

- Legs are available in Black (R2) finish at no charge. A Chrome (R3) finish is available. Add \$124.00.
- Wood feet are available as an option (non-cylindrical) for Citi Seating only. Add \$207.00. Please inquire with Customer Service for available finishes.
- Citi tables and tablets are offered in the following laminate finishes: Absolute Acajou (ACJ), Asian Night (ASN), Avant Cherry (AWC), Avant Honey (AWH), Black (BLK), Brushed Cobalt (BRC), Constellation Java (CSJ), Dark Espresso (DES), Grey (GRY), Hayden Grey (Taupe) (HGT), Quartered Mahogany (QTM), Shaker Cherry (SKC), Storm Grey (SOG), Tiger Fruitwood (TFW), Tiger Mahogany (TMA), Tiger Maple (TMP), Tiger Walnut (TWL), White (WHT), White Chocolate (WHC), Willow Grey (WGY), and Winter Cherry (WCR). Please Specify.
- Tablets are also offered in Charcoal, Platinum, or White MDF. Please specify.
- Upon request Citi seating can be upholstered in Fabric or Vinyl. Please specify (F) after the first four digits of the model number when ordering, for example: 7895F, 7877FLTM, 7890FR. Contact your Global sales representative for further information. Please refer to Grade 5 list prices for lower grades.

SAMPLE LAYOUTS

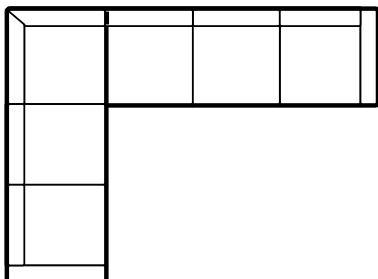
Layout A



Qty	Model Number	Description	Dimensions	List Price
1	7890L	Two Seat Sofa w/Left Arm Right Connector	77 x 31 x 30.75	1372
1	7862	Corner Seat	37 x 37 x 31	1488
1	7890R	Two Seat Sofa w/Right Arm Left Connector	48 x 31 x 30.75	1372
2	7892	Ganging Bracket	0.5 x 3.87 x 2	18

SAMPLE LAYOUT TOTAL IN STANDARD FEET FINISH 4268

Layout B



Qty	Model Number	Description	Dimensions	List Price
1	7890R	Two Seat Sofa w/Right Arm Left Connector	48 x 31 x 30.75	1372
1	7862	Corner Seat	37 x 37 x 31	1488
1	7891L	Three Seat Sofa w/Left Arm Right Connector	77 x 31 x 30.75	1832
2	7892	Ganging Bracket	0.5 x 3.87 x 2	18 x 2

SAMPLE LAYOUT TOTAL IN STANDARD FEET FINISH 4728



Ganging Bracket
COM Yardage: N/a
Freight Class: 70
Product Weight (lbs.): .25
Cubic Feet Per Carton: .01


Kit includes 2 brackets, 4 screws and a template.


	1	2	3	4	5	6	7	8	9	10	11	12
7892	18	-	-	-	-	-	-	-	-	-	-	-


OVERALL DIMENSIONS			SEAT DIMENSIONS			BACK DIMENSIONS	
W	D	H	W	D	H	W	H

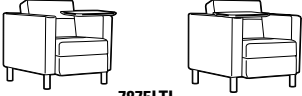
- - - - -

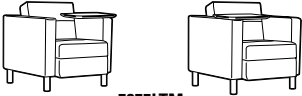



DESCRIPTION	FEATURES	MODEL#	STANDARD FABRIC GRADES											
			1	2	3	4	5	6	7	8	9	10	11	12
 Corner Seat COM Yardage: 6.25 Freight Class: 250 Product Weight (lbs.): 65 Cubic Feet Per Carton: 30.25		7862	-	-	-	-	1488	1601	1819	2210	2433	2795	3342	3995
		7862LF	-	-	-	-	1847	1960	2178	2569	2792	3154	3701	4353
			OVERALL DIMENSIONS			SEAT DIMENSIONS			BACK DIMENSIONS					
			W	D	H	W	D	H	W	H				
			37	37	30.75	26	26	17.5	26	13.5				
			RTA 00											

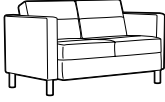
DESCRIPTION	FEATURES	MODEL#	STANDARD FABRIC GRADES											
			1	2	3	4	5	6	7	8	9	10	11	12
 Large Lounge Chair - for 6'+ Tall Users COM Yardage: 5.50 Freight Class: 250 Product Weight (lbs.): 70 Cubic Feet Per Carton: 24.25		7864	-	-	-	-	1320	1420	1611	1955	2152	2470	2951	3526
		7864LF	-	-	-	-	1492	1604	1820	2164	2429	2724	3330	3976
			OVERALL DIMENSIONS			SEAT DIMENSIONS			BACK DIMENSIONS					
			W	D	H	W	D	H	W	H				
			34	33	30	23	20	19	23	13.5				
			RTA 00											


DESCRIPTION	FEATURES	MODEL#	STANDARD FABRIC GRADES											
			1	2	3	4	5	6	7	8	9	10	11	12
 Lounge Chair COM Yardage: 4.50 Freight Class: 250 Product Weight (lbs.): 66 Cubic Feet Per Carton: 21		7875	-	-	-	-	974	1059	1220	1511	1676	1944	2349	2833
		7875LF	-	-	-	-	1238	1323	1488	1784	1952	2226	2640	3132
			OVERALL DIMENSIONS			SEAT DIMENSIONS			BACK DIMENSIONS					
			W	D	H	W	D	H	W	H				
			30	31	30	21	19.5	17.5	21	12.5				
			RTA 00											

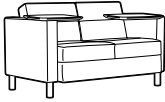
DESCRIPTION	FEATURES	MODEL#	STANDARD FABRIC GRADES											
			1	2	3	4	5	6	7	8	9	10	11	12
 Lounge Chair w/Laminate Tablet COM Yardage: 4.50 Freight Class: 250 Product Weight (lbs.): 74 Cubic Feet Per Carton: 22.50		7875LTL	-	-	-	-	1463	1549	1714	2010	2178	2452	2866	3358
		7875RTL	-	-	-	-	1616	1702	1865	2162	2332	2604	3017	3511
		7875LFTL	-	-	-	-	1616	1702	1865	2162	2332	2604	3017	3511
		7875LFRTL	Leather/Fabric											
			OVERALL DIMENSIONS			SEAT DIMENSIONS			BACK DIMENSIONS					
			W	D	H	W	D	H	W	H				
			31	33.5	30	21	19.5	17.5	21	12.5				
			RTA 00											


DESCRIPTION	FEATURES	MODEL#	STANDARD FABRIC GRADES											
			1	2	3	4	5	6	7	8	9	10	11	12
 Lounge Chair w/MDF Tablet COM Yardage: 4.50 Freight Class: 250 Product Weight (lbs.): 74 Cubic Feet Per Carton: 22.50		7875LTM	-	-	-	-	1666	1751	1917	2212	2381	2655	3068	3562
		7875RTM	-	-	-	-	1813	1899	2063	2359	2528	2801	3215	3707
		7875LFTM	-	-	-	-	1813	1899	2063	2359	2528	2801	3215	3707
		7875LFRTM	Leather/Fabric											
			OVERALL DIMENSIONS			SEAT DIMENSIONS			BACK DIMENSIONS					
			W	D	H	W	D	H	W	H				
			31	33.5	30	21	19.5	17.5	21	12.5				
			RTA 00											

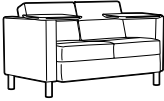
DESCRIPTION	FEATURES	MODEL#	STANDARD FABRIC GRADES											
			1	2	3	4	5	6	7	8	9	10	11	12
 <p>Lounge Chair- Armless COM Yardage: 3 Freight Class: 250 Product Weight (lbs.): 40 Cubic Feet Per Carton: 15.50</p>		7895	-	-	-	-	975	1030	1134	1322	1429	1603	1865	2178
		7895LF	-	-	-	-	1238	1293	1397	1585	1692	1866	2128	2441
		Leather/Fabric												
		OVERALL DIMENSIONS			SEAT DIMENSIONS			BACK DIMENSIONS						
		W	D	H	W	D	H	W	H					
		21	31	30.75	21	19.5	17.5	21	14					
		RTA 00												


DESCRIPTION	FEATURES	MODEL#	STANDARD FABRIC GRADES											
			1	2	3	4	5	6	7	8	9	10	11	12
 <p>Two Seat Sofa COM Yardage: 6.25 Freight Class: 250 Product Weight (lbs.): 108 Cubic Feet Per Carton: 36</p>		7876	-	-	-	-	1316	1434	1657	2059	2290	2662	3226	3899
		7876LF	-	-	-	-	1833	1952	2181	2592	2826	3207	3779	4465
		Leather/Fabric												
		OVERALL DIMENSIONS			SEAT DIMENSIONS			BACK DIMENSIONS						
		W	D	H	W	D	H	W	H					
		50.5	31	30	42.5	19.5	17.5	42.5	12.5					
		RTA 00												

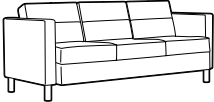
DESCRIPTION	FEATURES	MODEL#	STANDARD FABRIC GRADES											
			1	2	3	4	5	6	7	8	9	10	11	12
 <p>Two Seat Sofa w/Laminate Tablet COM Yardage: 6.25 Freight Class: 250 Product Weight (lbs.): 115 Cubic Feet Per Carton: 41.25</p>		7876LTL	-	-	-	-	1875	1993	2223	2633	2868	3246	3821	4507
		7876RTL	-	-	-	-	2212	2332	2561	2970	3207	3585	4160	4844
		Leather/Fabric												
		OVERALL DIMENSIONS			SEAT DIMENSIONS			BACK DIMENSIONS						
		W	D	H	W	D	H	W	H					
		51.5	33.5	30	42.5	19.5	17.5	42.5	12.5					
		RTA 00												


DESCRIPTION	FEATURES	MODEL#	STANDARD FABRIC GRADES											
			1	2	3	4	5	6	7	8	9	10	11	12
 <p>Two Seat Sofa w/Laminate Tablets COM Yardage: 6.25 Freight Class: 250 Product Weight (lbs.): 115 Cubic Feet Per Carton: 41.25</p>		7876LRTL	-	-	-	-	2235	2355	2584	2993	3230	3608	4183	4868
		7876FLRTL	-	-	-	-	2590	2709	2938	3349	3584	3962	4537	5221
		Leather/Fabric												
		OVERALL DIMENSIONS			SEAT DIMENSIONS			BACK DIMENSIONS						
		W	D	H	W	D	H	W	H					
		51.5	33.5	30	42.5	19.5	17.5	42.5	12.5					
		RTA 00												


DESCRIPTION	FEATURES	MODEL#	STANDARD FABRIC GRADES											
			1	2	3	4	5	6	7	8	9	10	11	12
 <p>Two Seat Sofa w/MDF Tablet COM Yardage: 6.25 Freight Class: 250 Product Weight (lbs.): 115 Cubic Feet Per Carton: 41.25</p>		7876LTM	-	-	-	-	2075	2195	2424	2833	3068	3448	4023	4708
		7876RTM	-	-	-	-	2408	2527	2756	3167	3401	3780	4354	5039
		Leather/Fabric												
		OVERALL DIMENSIONS			SEAT DIMENSIONS			BACK DIMENSIONS						
		W	D	H	H	W	D	H	WH					
		51.5	33.5	30	42.5	19.5	17.5	42.5	12.5					
		RTA 00												

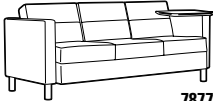
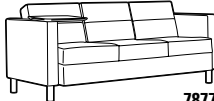
DESCRIPTION	FEATURES	MODEL#	STANDARD FABRIC GRADES											
			1	2	3	4	5	6	7	8	9	10	11	12
 <p>Two Seat Sofa w/MDF Tablets COM Yardage: 6.25 Freight Class: 250 Product Weight (lbs.): 125 Cubic Feet Per Carton: 41.25</p>		7876LRTM	-	-	-	-	2628	2748	2977	3386	3621	4001	4574	5260
		7876LFLRTM	-	-	-	-	2590	2709	2938	3349	3584	3962	4537	5221
			OVERALL DIMENSIONS			SEAT DIMENSIONS			BACK DIMENSIONS					
				W	D	H	W	D	H	W	H			
			53.5	33.5	30	42.5	19.5	17.5	42.5	12.5				
			RTA 00											

DESCRIPTION	FEATURES	MODEL#	STANDARD FABRIC GRADES											
			1	2	3	4	5	6	7	8	9	10	11	12
 <p>Two Seat Sofa - Armless COM Yardage: 5 Freight Class: 250 Product Weight (lbs.): 85 Cubic Feet Per Carton: 36</p>		7896	-	-	-	-	1215	1306	1480	1793	1971	2261	2698	3220
		7896LF	-	-	-	-	1720	1811	1985	2298	2476	2766	3203	3725
			OVERALL DIMENSIONS			SEAT DIMENSIONS			BACK DIMENSIONS					
				W	D	H	W	D	H	W	H			
			42.5	31	30.75	42.5	19.5	17.5	42.5	12.5				
			RTA 00											

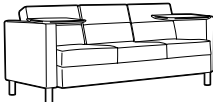
DESCRIPTION	FEATURES	MODEL#	STANDARD FABRIC GRADES											
			1	2	3	4	5	6	7	8	9	10	11	12
 <p>Three Seat Sofa COM Yardage: 8.75 Freight Class: 250 Product Weight (lbs.): 140 Cubic Feet Per Carton: 50.25</p>		7877	-	-	-	-	1656	1819	2133	2699	3020	3542	4331	5271
		7877LF	-	-	-	-	2475	2641	2961	3537	3865	4396	5199	6160
			OVERALL DIMENSIONS			SEAT DIMENSIONS			BACK DIMENSIONS					
				W	D	H	W	D	H	W	H			
			72	31	30	63.5	19.5	17.5	63.5	12.5				
			RTA 00											

DESCRIPTION	FEATURES	MODEL#	STANDARD FABRIC GRADES											
			1	2	3	4	5	6	7	8	9	10	11	12
 <p>Three Seat Sofa w/Laminate Tablet COM Yardage: 8.75 Freight Class: 250 Product Weight (lbs.): 146 Cubic Feet Per Carton: 55.50</p>		7877LTL	-	-	-	-	2316	2483	2803	3377	3706	4238	5042	6001
		7877RTL	-	-	-	-	2853	3020	3340	3915	4244	4775	5580	6538
		7877LFTL	-	-	-	-	2853	3020	3340	3915	4244	4775	5580	6538
		7877LFRTL	Leather/Fabric											
			OVERALL DIMENSIONS			SEAT DIMENSIONS			BACK DIMENSIONS					
			W	D	H	W	D	H	W	H				
			73	33.5	30	63.5	19.5	17.5	63.5	12.5				
			RTA 00											


DESCRIPTION	FEATURES	MODEL#	STANDARD FABRIC GRADES											
			1	2	3	4	5	6	7	8	9	10	11	12
 <p>Three Seat Sofa w/Laminate Tablets COM Yardage: 8.75 Freight Class: 250 Product Weight (lbs.): 156 Cubic Feet Per Carton: 55.50</p>		7877LRTL	-	-	-	-	2680	2845	3166	3741	4069	4600	5404	6364
		7877LFRTL	-	-	-	-	2853	3020	3340	3915	4244	4775	5580	6538
			OVERALL DIMENSIONS			SEAT DIMENSIONS			BACK DIMENSIONS					
				W	D	H	W	D	H	W	H			
			75	33.5	30	63.5	19.5	17.5	63.5	12.5				
			RTA 00											

DESCRIPTION	FEATURES	MODEL#	STANDARD FABRIC GRADES											
			1	2	3	4	5	6	7	8	9	10	11	12
 7877LTM	 7877RTM	7877LTM	-	-	-	-	2518	2684	3004	3580	3906	4438	5242	6203
		7877RTM	-	-	-	-	-	-	-	-	-	-	-	-
		7877LFLTM	-	-	-	-	3050	3216	3537	4112	4440	4971	5775	6734
		7877LFRTM	Leather/Fabric											
OVERALL DIMENSIONS			SEAT DIMENSIONS			BACK DIMENSIONS								
W D H			W D H			W H								
73 33.5 30			63.5 19.5 17.5			63.5 12.5								
RTA 00														


Three Seat Sofa w/MDF Tablet
 COM Yardage: 8.75
 Freight Class: 250
 Product Weight (lbs.): 5
 Cubic Feet Per Carton: 55.50

DESCRIPTION	FEATURES	MODEL#	STANDARD FABRIC GRADES											
			1	2	3	4	5	6	7	8	9	10	11	12
		7877LRTM	-	-	-	-	3072	3238	3559	4133	4462	4992	5797	6756
		7877LFLRTM	-	-	-	-	3050	3216	3537	4112	4440	4971	5775	6734
			Leather/Fabric											
OVERALL DIMENSIONS			SEAT DIMENSIONS			BACK DIMENSIONS								
W D H			W D H			W H								
75 33.5 30			63.5 19.5 17.5			63.5 12.5								
RTA 00														

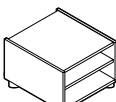
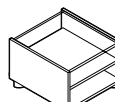
Three Seat Sofa w/MDF Tablets
 COM Yardage: 8.75
 Freight Class: 250
 Product Weight (lbs.): 156
 Cubic Feet Per Carton: 55.50

DESCRIPTION	FEATURES	MODEL#	STANDARD FABRIC GRADES											
			1	2	3	4	5	6	7	8	9	10	11	12
		7897	-	-	-	-	1600	1731	1984	2437	2697	3116	3750	4507
		7897LF	-	-	-	-	2410	2541	2794	3247	3507	3926	4560	5317
			Leather/Fabric											
OVERALL DIMENSIONS			SEAT DIMENSIONS			BACK DIMENSIONS								
W D H			W D H			W H								
63.5 31 30.75			63.5 19.5 17.5			63.5 12.5								
RTA 00														

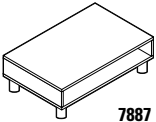
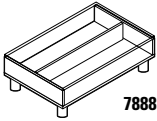

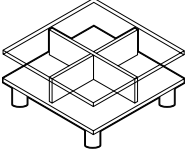
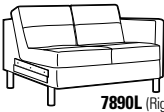
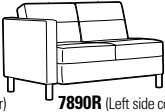

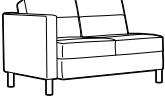
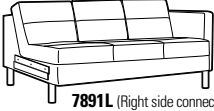
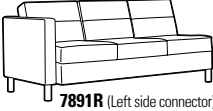
Three Seat Sofa - Armless
 COM Yardage: 7.25
 Freight Class: 250
 Product Weight (lbs.): 115
 Cubic Feet Per Carton: 50.25

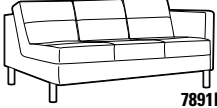
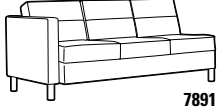
DESCRIPTION	FEATURES	MODEL#	STANDARD FABRIC GRADES											
			1	2	3	4	5	6	7	8	9	10	11	12
		7879	-	-	-	-	376	404	458	557	613	706	843	1006
		7879LF	-	-	-	-	475	503	560	657	713	804	942	1107
			Leather/Fabric											
OVERALL DIMENSIONS			SEAT DIMENSIONS			BACK DIMENSIONS								
W D H			W D H			W H								
22 22 17			-			17								
RTA 00														


Ottoman
 COM Yardage: 1.50
 Freight Class: 250
 Product Weight (lbs.): 27
 Cubic Feet Per Carton: 7.50


DESCRIPTION	FEATURES	MODEL#	STANDARD FABRIC GRADES											
			1	2	3	4	5	6	7	8	9	10	11	12
 7885	 7886	7885	531	-	-	-	-	-	-	-	-	-	-	-
		7886	750	-	-	-	-	-	-	-	-	-	-	-
			Laminata / Glass Top											
OVERALL DIMENSIONS			SEAT DIMENSIONS			BACK DIMENSIONS								
W D H			W D H			W H								
24 20 20			-			-								
RTA 1														

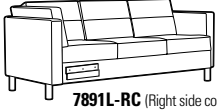
End Table
 COM Yardage: N/A
 Freight Class: 100
 Product Weight (lbs.): 53
 Cubic Feet Per Carton: 6

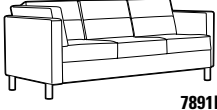
DESCRIPTION	FEATURES	MODEL#	STANDARD FABRIC GRADES													
			1	2	3	4	5	6	7	8	9	10	11	12		
 7887	 7888	7887 Laminatae 7888 Glass Top	553	-	-	-	-	-	-	-	-	-	-	-		
			862	-	-	-	-	-	-	-	-	-	-	-	-	
Coffee Table Rectangular COM Yardage: N.A Freight Class: 100 Product Weight (lbs.): 60 Cubic Feet Per Carton: 6.50			OVERALL DIMENSIONS W D H			SEAT DIMENSIONS W D H			BACK DIMENSIONS W H							
			40	20	15	-	-	-	-	-	-	-	-	-		
			RTA 1													
 7889		7889 Glass Top	1047	-	-	-	-	-	-	-	-	-	-	-		
	Coffee Table Square COM Yardage: N/A Freight Class: 92.5 Product Weight (lbs.): 90 Cubic Feet Per Carton: 8.75			OVERALL DIMENSIONS W D H			SEAT DIMENSIONS W D H			BACK DIMENSIONS W H						
			33	33	15	-	-	-	-	-	-	-	-	-		
			RTA 1													
 7890L (Right side connector)	 7890R (Left side connector)	7890L 7890R 7890LFR 7890LFR Leather/Fabric	-	-	-	-	1372	1471	1664	2008	2204	2523	3006	3583		
			-	-	-	-	1720	1819	2012	2357	2553	2872	3354	3931		
Two Seat Sofa w/Connector COM Yardage: 5.25 Freight Class: 250 Product Weight (lbs.): 91 Cubic Feet Per Carton: 36			OVERALL DIMENSIONS W D H			SEAT DIMENSIONS W D H			BACK DIMENSIONS W H							
			48	31	30.75	42.5	19.5	17.5	42.5	13.25						
			RTA 00													
**Not intended to be free standing. Includes a connecting hardware on the open side.																
 7890LNB	 7890RNB	7890LNB 7890RNB 7890LFRNB 7890LFRNB Leather/Fabric	-	-	-	-	1372	1471	1664	2008	2204	2523	3006	3583		
			-	-	-	-	1720	1819	2012	2357	2553	2872	3354	3931		
Two Seat Sofa - No Connector COM Yardage: 5.25 Freight Class: 250 Product Weight (lbs.): 91 Cubic Feet Per Carton: 36			OVERALL DIMENSIONS W D H			SEAT DIMENSIONS W D H			BACK DIMENSIONS W H							
			48	31	30.75	42.5	19.5	17.5	42.5	13.25						
			RTA 00													
**Intended to be free standing. No connecting hardware.																
 7891L (Right side connector)	 7891R (Left side connector)	7891L 7891R 7891LFL 7891LFR Leather/Fabric	-	-	-	-	1832	1963	2216	2669	2929	3348	3982	4739		
			-	-	-	-	2366	2505	2771	3245	3518	3959	4625	5420		
Three Seat Sofa w/Connector COM Yardage: 7.25 Freight Class: 250 Product Weight (lbs.): 120 Cubic Feet Per Carton: 50.25			OVERALL DIMENSIONS W D H			SEAT DIMENSIONS W D H			BACK DIMENSIONS W H							
			70	31	30.75	63.5	19.5	17.5	63.5	13.25						
			RTA 00													
**Not intended to be free standing. Includes a connecting hardware on the open side.																

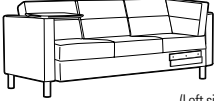
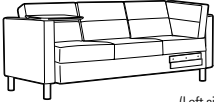


DESCRIPTION	FEATURES	MODEL#	STANDARD FABRIC GRADES											
			1	2	3	4	5	6	7	8	9	10	11	12
 7891LNB	 7891RNB		-	-	-	-	1832	1963	2216	2669	2929	3348	3982	4739
			7891RNB	-	-	-	-	2366	2497	2750	3203	3463	3882	4516
Three Seat Sofa - No Connector COM Yardage: 7.25 Freight Class: 250 Product Weight (lbs.): 120 Cubic Feet Per Carton: 50.25			**Intended to be free standing. No connecting hardware.											
			OVERALL DIMENSIONS			SEAT DIMENSIONS			BACK DIMENSIONS					
			W	D	H	W	D	H	W	H				
			70	31	30.75	63.5	19.5	17.5	63.5	13.25				
			RTA 00											

DESCRIPTION	FEATURES	MODEL#	STANDARD FABRIC GRADES											
			1	2	3	4	5	6	7	8	9	10	11	12
 7891LLTL	(Right side connector)		-	-	-	-	2236	2367	2620	3073	3333	3752	4386	5143
			7891LLTL	-	-	-	-	2790	2921	3174	3627	3887	4306	4940
Three Seat Sofa w/Left Arm and Laminate Tablet COM Yardage: 7.25 Freight Class: 250 Product Weight (lbs.): 130 Cubic Feet Per Carton: 55.50			**Not intended to be free standing. Includes a connecting hardware on the right side.											
			OVERALL DIMENSIONS			SEAT DIMENSIONS			BACK DIMENSIONS					
			W	D	H	W	D	H	W	H				
			72	31	30.75	63.5	19.5	17.5	63.5	13.25				
			RTA 00											

DESCRIPTION	FEATURES	MODEL#	STANDARD FABRIC GRADES											
			1	2	3	4	5	6	7	8	9	10	11	12
 7891LLTM	(Right side connector)		-	-	-	-	2432	2563	2816	3269	3529	3948	4582	5339
			7891LLTM	-	-	-	-	2985	3116	3369	3822	4082	4501	5135
Three Seat Sofa w/Left Arm and MDF Tablet COM Yardage: 7.25 Freight Class: 250 Product Weight (lbs.): 130 Cubic Feet Per Carton: 55.50			**Not intended to be free standing. Includes a connecting hardware on the right side.											
			OVERALL DIMENSIONS			SEAT DIMENSIONS			BACK DIMENSIONS					
			W	D	H	W	D	H	W	H				
			72	31	30.75	63.5	19.5	17.5	63.5	13.25				
			RTA 00											

DESCRIPTION	FEATURES	MODEL#	STANDARD FABRIC GRADES											
			1	2	3	4	5	6	7	8	9	10	11	12
 7891L-RC	(Right side connector)		-	-	-	-	2208	2368	2680	3238	3558	4073	4855	5787
			7891L-RC	-	-	-	-	2747	2908	3218	3777	4096	4613	5393
Three Seat Sofa w/Connector COM Yardage: 8.50 Freight Class: 250 Product Weight (lbs.): 140 Cubic Feet Per Carton: 55.50			**Not intended to be free standing. Includes a connecting hardware on the open side.											
			OVERALL DIMENSIONS			SEAT DIMENSIONS			BACK DIMENSIONS					
			W	D	H	W	D	H	W	H				
			77	31	30.75	60	19.5	17.5	60	13.25				
			RTA 00											

DESCRIPTION	FEATURES	MODEL#	STANDARD FABRIC GRADES											
			1	2	3	4	5	6	7	8	9	10	11	12
 7891L-RCNB	(Right side connector)		-	-	-	-	2208	2368	2680	3238	3558	4073	4855	5787
			7891L-RCNB	-	-	-	-	2747	2908	3218	3777	4096	4613	5393
Three Seat Sofa - No Connector COM Yardage: 8.50 Freight Class: 250 Product Weight (lbs.): 140 Cubic Feet Per Carton: 55.50			**Intended to be free standing. No connecting hardware.											
			OVERALL DIMENSIONS			SEAT DIMENSIONS			BACK DIMENSIONS					
			W	D	H	W	D	H	W	H				
			77	31	30	60	19.5	17.5	60	13.25				
			RTA 00											

DESCRIPTION	FEATURES	MODEL#	STANDARD FABRIC GRADES											
			1	2	3	4	5	6	7	8	9	10	11	12
 (Left side connector) Three Seat Sofa w/Right Arm and Laminate Tablet COM Yardage: 8.50 Freight Class: 250 Product Weight (lbs.): 150 Cubic Feet Per Carton: 55.50	**Not intended to be free standing. Includes a connecting hardware on the left side.	7891R-LCRTL	-	-	-	-	2572	2737	3058	3633	3961	4492	5297	6257
		7891LFR-LCRTL	-	-	-	-	3125	3286	3597	4156	4475	4991	5772	6704
		OVERALL DIMENSIONS			SEAT DIMENSIONS			BACK DIMENSIONS						
		W	D	H	W	D	H	W	H					
		79	31	30.75	60	19.5	17.5	60	13.25					
RTA 00														
 (Left side connector) Three Seat Sofa w/Right Arm and MDF Tablet COM Yardage: 8.50 Freight Class: 250 Product Weight (lbs.): 150 Cubic Feet Per Carton: 55.50	**Not intended to be free standing. Includes a connecting hardware on the left side.	7891R-LCRTM	-	-	-	-	2770	2935	3256	3830	4159	4689	5494	6452
		7891LFR-LCRTM	-	-	-	-	3322	3482	3793	4352	4670	5186	5966	6901
		OVERALL DIMENSIONS			SEAT DIMENSIONS			BACK DIMENSIONS						
		W	D	H	W	D	H	W	H					
		79	31	30.75	60	19.5	17.5	60	13.25					
RTA 00														
 Two Seat Bench COM Yardage: 2.25 Freight Class: 250 Product Weight (lbs.): 42 Cubic Feet Per Carton: 11.50		7893	-	-	-	-	749	791	873	1023	1106	1242	1448	1697
		7893LF	-	-	-	-	936	980	1061	1210	1294	1430	1637	1884
		OVERALL DIMENSIONS			SEAT DIMENSIONS			BACK DIMENSIONS						
		W	D	H	W	D	H	W	H					
		43	21.5	17	-	-	17	-	-					
RTA 00														
 Three Seat Bench COM Yardage: 3.75 Freight Class: 250 Product Weight (lbs.): 62 Cubic Feet Per Carton: 16.75		7894	-	-	-	-	1068	1140	1277	1522	1664	1893	2236	2647
		7894LF	-	-	-	-	1345	1416	1553	1800	1941	2169	2513	2924
		OVERALL DIMENSIONS			SEAT DIMENSIONS			BACK DIMENSIONS						
		W	D	H	W	D	H	W	H					
		64.5	21.5	17	-	-	17	-	-					
RTA 00														

CITI™ SQUARE



model S7875LFLT



Sample Layout A - Models shown: S7875FUC and S7911



Sample Layout B - Models shown: S7890RFUC, S7862FUC (2), S7897FUC, S7890LFUC and S7912.

STANDARD FEATURES

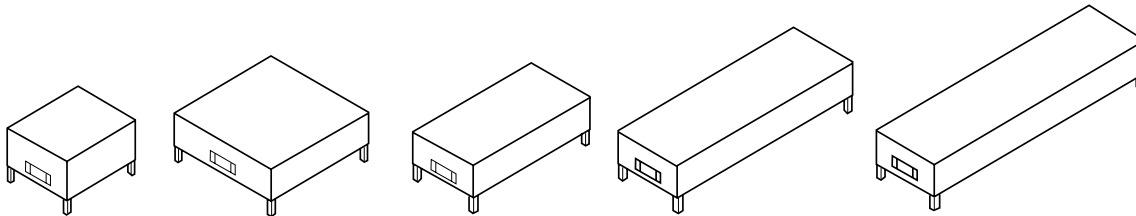
- Fully upholstered lounge series with a complete range of sectional components for all applications. Proportions are compact, 31" and 33.5" deep so it works well in public spaces.
- All models have fixed, non-removable cushions.
- Upholstered in leather or leather/mock leather combinations as standard. All leather models feature a horizontal stitch detail across the seat and back cushions.
- Standard models are upholstered in leather and leather/mock leather combination. Models with "LF" are upholstered in Genuine Italian leather or CTL Prescott leather and graded fabric choice for the balance of the seating unit. See note on "F" models, when all fabric or vinyl upholstery is required.
- The 5 inch high leg frame for seating and occasional tables lightens the look, it is available in Tungsten (S1) as standard or optionally available in Black (S2) Please specify finish, no upcharge added.
- Casters are not available on this series.
- Arm height on all models is 25"
- Tablet arms are made from thermally fused laminate, measure 12"D x 16.5"W 3/4" thick. Available right hand seated (RT), left Hand seated (LT) or both right and left hand (LRT).
- Ganging Brackets are sold separately. Ganging brackets are to be used on armless seating if interconnection to another armless seating unit is required. Bench and ottomans only gang to other benches/ottomans, cannot gang with seating units.
- Brackets come with a template for installation: unless noted otherwise all armless skus are equipped with the steel on steel connectors to receive this bracket.
- Measurement shown for weight is for one unit. Measurement for volume is per carton.

OPTIONAL FEATURES

- For high resilient, high density Ultracell foam on seat, PLEASE SPECIFY (UC) after the model number. One Seater add \$90.00, Two Seater add \$180.00, Three Seater add \$269.00, and Four Seater add \$359.00.
- Chrome finished leg frame on seating or tables Please Specify (S3) and Add \$135.00.
- Upon request this series can alternatively be upholstered in Global Upholstery fabric or VINYL, add "F" to end of model number, for example S7885F, S7887FLT or 7890FR. Please use grade 5 price shown below for fabrics of a lower grade. (Note "F" models do not have horizontal decorative stitch detail across the middle of the seat and back cushions).
- To order units in combination of Global carded leathers on seat and back cushions and fabric on balance of chair see models where "LF" shows after first 4 digits.
- Tables and Tablet arms are made with high pressure laminate and are offered in the following finishes: Absolute Acajou (ACJ), Asian Night (ASN), Avanti Cherry (AWC), Avanti Honey (AWH), Dark Espresso (DES), Hayden Grey (HGT), Shaker Cherry (SKC), Tiger Mahogany (TMA), Tiger Maple (TMP), Tiger Walnut (TWL), White (WHT), White Chocolate (WHC), and Winter Cherry (WCR). Please Specify. Custom High Pressure laminate finishes will be considered upon request.
- Tablet arms are also offered in MDF with a tapered edge which features a rounded triangular profile and an epoxy finish. Available in Charcoal (CHR), White (WHT) and Platinum (PLT). Please add \$184.00.
- Power/USB modules are available in the Citi Square tables. Each module includes a double power outlet and two USB terminals. It is equipped with a 6' long three-prong power cord with standard three prong plug. The Power monuments are available in Jet Black (J1) or White (W1). Add \$635.00 per unit. Please see Electrical Placement below for predetermined locations.

ELECTRICAL PLACEMENT

Coffee/End Tables: Predetermined Location is on the end/side of the unit J1 (black) or W1 (white).




	1	2	3	4	5	6	7	8	9	10	11	12
7892	18	-	-	-	-	-	-	-	-	-	-	-



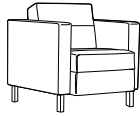
Ganging Bracket
COM Yardage: N/A
Freight Class: 70
Product Weight (lbs.): 0.25
Cubic Feet Per Carton: 0.01

Two brackets included.
Only one set is needed per connection.


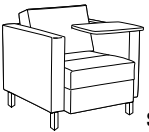
OVERALL DIMENSIONS			SEAT DIMENSIONS			BACK DIMENSIONS	
W	D	H	W	D	H	W	H
0.5	3.87	2	-	-	-	-	-

DESCRIPTION	FEATURES	MODEL#	STANDARD FABRIC GRADES												
			1	2	3	4	5	6	7	8	9	10	11	12	
	No ganging hardware Armless side(s) can be equipped with ganging brackets, model 7892.		S7862	-	-	-	-	1665	1793	2038	2429	2729	3064	3753	4488
			S7862LF	-	-	-	-	2039	2166	2412	2802	3103	3438	4127	4862
OVERALL DIMENSIONS			SEAT DIMENSIONS			BACK DIMENSIONS									
W D H			W D H			W H									
37 37 30.75			26 26 17.5			26 13.5									
RTA 00															



Linking Corner Unit
COM Yardage: 6.25
Freight Class: 250
Product Weight (lbs.): 75
Cubic Feet Per Carton: 30.25

DESCRIPTION	FEATURES	MODEL#	STANDARD FABRIC GRADES												
			1	2	3	4	5	6	7	8	9	10	11	12	
	Free standing unit only.		S7875	-	-	-	-	1175	1267	1444	1725	1942	2183	2679	3208
			S7875LF	-	-	-	-	1345	1437	1614	1895	2111	2353	2849	3378
OVERALL DIMENSIONS			SEAT DIMENSIONS			BACK DIMENSIONS									
W D H			W D H			W H									
30 31 30			21 19.5 17.5			21 12.5									
RTA 00															



Single Seat w/Arms
COM Yardage: 4.50
Freight Class: 250
Product Weight (lbs.): 66
Cubic Feet Per Carton: 21

DESCRIPTION	FEATURES	MODEL#	STANDARD FABRIC GRADES												
			1	2	3	4	5	6	7	8	9	10	11	12	
	Free standing unit only. Tablets are Right Hand Seated (RT) or Left Hand Seated (LT).		S7875RT	-	-	-	-	1574	1666	1843	2124	2340	2582	3078	3607
			S7875LT	-	-	-	-	1574	1666	1843	2124	2340	2582	3078	3607
	Free standing unit only. Tablets are Right Hand Seated (RT) or Left Hand Seated (LT).		S7875LFRT	-	-	-	-	1743	1835	2012	2293	2510	2751	3247	3776
			S7875LFLT	-	-	-	-	1743	1835	2012	2293	2510	2751	3247	3776
OVERALL DIMENSIONS			SEAT DIMENSIONS			BACK DIMENSIONS									
W D H			W D H			W H									
31 33.5 30			21 19.5 17.5			21 12.5									
RTA 00															


Single Seat w/Arms & Laminate Tablet
COM Yardage: 4.50
Freight Class: 250
Product Weight (lbs.): 74
Cubic Feet Per Carton: 22.50

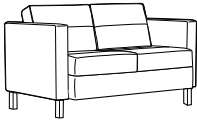
DESCRIPTION	FEATURES	MODEL#	STANDARD FABRIC GRADES												
			1	2	3	4	5	6	7	8	9	10	11	12	
	No ganging hardware. Armless side can be equipped with ganging brackets, model 7892. Arms are Right Hand Seated (RT) or Left Hand Seated (LT).		S7901R	-	-	-	-	1175	1247	1384	1603	1771	1959	2345	2756
			S7901L	-	-	-	-	1175	1247	1384	1603	1771	1959	2345	2756
	No ganging hardware. Armless side can be equipped with ganging brackets, model 7892. Arms are Right Hand Seated (RT) or Left Hand Seated (LT).		S7901LFR	-	-	-	-	1345	1427	1584	1834	2026	2241	2682	3152
			S7901LFL	-	-	-	-	1345	1427	1584	1834	2026	2241	2682	3152
OVERALL DIMENSIONS			SEAT DIMENSIONS			BACK DIMENSIONS									
W D H			W D H			W H									
25.5 31 30.75			21 19.5 17.5			21 12.5									
RTA 00															

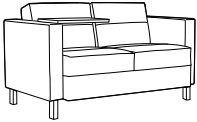
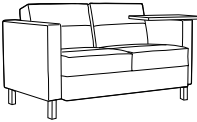
Single Seat w/One Arm
COM Yardage: 4
Freight Class: 250
Product Weight (lbs.): 58
Cubic Feet Per Carton: 21

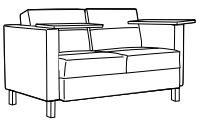
DESCRIPTION	FEATURES	MODEL#	STANDARD FABRIC GRADES												
			1	2	3	4	5	6	7	8	9	10	11	12	
	No ganging hardware. Armless side(s) can be equipped with ganging brackets, model 7892. Tablets are Arms are Right Hand Seated (RT) or Left Hand Seated (LT).		S7901RRT	-	-	-	-	1574	1783	1783	2002	2170	2358	2744	3155
			S7901LLT	-	-	-	-	1574	1646	1783	2002	2170	2358	2744	3155
	No ganging hardware. Armless side(s) can be equipped with ganging brackets, model 7892. Tablets are Arms are Right Hand Seated (RT) or Left Hand Seated (LT).		S7901LFRRT	-	-	-	-	1743	1825	1982	2232	2424	2639	3080	3550
			S7901LFLRT	-	-	-	-	1743	1825	1982	2232	2424	2639	3080	3550
OVERALL DIMENSIONS			SEAT DIMENSIONS			BACK DIMENSIONS									
W D H			W D H			W H									
27.5 31 30.75			21 19.5 17.5			21 12.5									
RTA 00															

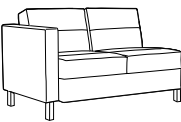

Single Seat w/One Arm & Laminate Tablet
COM Yardage: 4
Freight Class: 250
Product Weight (lbs.): 58
Cubic Feet Per Carton: 22.50

DESCRIPTION	FEATURES	MODEL#	STANDARD FABRIC GRADES											
			1	2	3	4	5	6	7	8	9	10	11	12
 Armless Single Seat COM Yardage: 3 Freight Class: 250 Product Weight (lbs.): 40 Cubic Feet Per Carton: 15.50	No ganging hardware. Armless side(s) can be equipped with ganging brackets, model 7892.	S7895	-	-	-	-	1175	1237	1354	1542	1686	1847	2178	2530
		S7895LF	-	-	-	-	1345	1406	1524	1712	1856	2017	2347	2700
		OVERALL DIMENSIONS			SEAT DIMENSIONS			BACK DIMENSIONS						
			W	D	H	W	D	H	W	D	H	W	H	
			21	31	30.75	21	18.5	17.5	21			12.5		
			RTA 00											

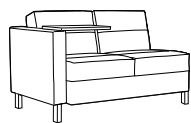
DESCRIPTION	FEATURES	MODEL#	STANDARD FABRIC GRADES											
			1	2	3	4	5	6	7	8	9	10	11	12
 Two Seater w/Arms COM Yardage: 6.25 Freight Class: 250 Product Weight (lbs.): 108 Cubic Feet Per Carton: 36	Free standing unit only.	S7876	-	-	-	-	1665	1793	2038	2429	2729	3064	3753	4488
		S7876LF	-	-	-	-	2039	2166	2412	2802	3103	3438	4127	4862
		OVERALL DIMENSIONS			SEAT DIMENSIONS			BACK DIMENSIONS						
			W	D	H	W	D	H	W	D	H	W	H	
			50.5	31	30	42.5	19.5	17.5	42.5			12.5		
			RTA 00											

DESCRIPTION	FEATURES	MODEL#	STANDARD FABRIC GRADES											
			1	2	3	4	5	6	7	8	9	10	11	12
  Two Seater w/Arms & Laminate Tablet COM Yardage: 6.25 Freight Class: 250 Product Weight (lbs.): 115 Cubic Feet Per Carton: 41.25	Free standing unit only. Tablets are Right Hand Seated (RT) or Left Hand Seated (LT).	S7876RT	-	-	-	-	2064	2191	2437	2827	3128	3463	4152	4887
		S7876LT	-	-	-	-	2064	2191	2437	2827	3128	3463	4152	4887
		S7876LFRT	-	-	-	-	2438	2566	2811	3202	3502	3837	4526	5261
			W	D	H	W	D	H	W	D	H	W	H	
			51.5	33.5	30	42.5	19.5	17.5	42.5			12.5		
			RTA 00											

DESCRIPTION	FEATURES	MODEL#	STANDARD FABRIC GRADES											
			1	2	3	4	5	6	7	8	9	10	11	12
 Two Seater w/Arms & Laminate Tablets COM Yardage: 6.25 Freight Class: 250 Product Weight (lbs.): 125 Cubic Feet Per Carton: 41.25	Free standing unit only. With both Left and Right Tablets.	S7876LRT	-	-	-	-	2463	2590	2836	3226	3527	3862	4551	5286
		S7876LFLRT	-	-	-	-	2837	2964	3210	3600	3901	4236	4925	5660
		OVERALL DIMENSIONS			SEAT DIMENSIONS			BACK DIMENSIONS						
			W	D	H	W	D	H	W	D	H	W	H	
			53.5	33.5	30	42.5	19.5	17.5	42.5			12.5		
			RTA 00											

DESCRIPTION	FEATURES	MODEL#	STANDARD FABRIC GRADES											
			1	2	3	4	5	6	7	8	9	10	11	12
  Two Seater w/One Arm COM Yardage: 5.25 Freight Class: 250 Product Weight (lbs.): 91 Cubic Feet Per Carton: 36	No ganging hardware. Armless side can be equipped with ganging brackets, model 7892. Arms are Right Hand Seated (RT) or Left Hand Seated (LT).	S7890R	-	-	-	-	1545	1652	1858	2186	2439	2721	3299	3917
		S7890L	-	-	-	-	1545	1652	1858	2186	2439	2721	3299	3917
		S7890LFR	-	-	-	-	1919	2026	2232	2560	2813	3094	3673	4290
			W	D	H	W	D	H	W	D	H	W	H	
			48	31	30.75	42.5	19.5	17.5	42.5			13.25		
			RTA 00											

DESCRIPTION FEATURES MODEL# STANDARD FABRIC GRADES



S7890RRT



S7890LLT


Two Seater w/One Arm and Laminate Tablet
 COM Yardage: 5.25
 Freight Class: 250
 Product Weight (lbs.): 115
 Cubic Feet Per Carton: 41.25

No ganging hardware.
 Armless side(s) can be equipped with ganging brackets, model 7892.
 Tablets are Arms are Right Hand Seated (RT) or Left Hand Seated (LT).

RTA 00

MODEL#	STANDARD FABRIC GRADES											
	1	2	3	4	5	6	7	8	9	10	11	12
S7890RRT	-	-	-	-	1944	2051	2257	2585	2838	3119	3698	4315
S7890LLT	-	-	-	-	1944	2051	2257	2585	2838	3119	3698	4315
S7890LFRRT	-	-	-	-	2318	2425	2631	2959	3212	3493	4072	4689
S7890LFLT	-	-	-	-	2318	2425	2631	2959	3212	3493	4072	4689

OVERALL DIMENSIONS			SEAT DIMENSIONS			BACK DIMENSIONS	
W	D	H	W	D	H	W	H
49	33.5	30.75	42.5	19.5	17.5	42.5	13.25



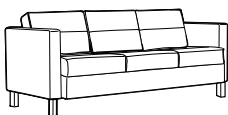
Armless Two Seater
 COM Yardage: 5
 Freight Class: 250
 Product Weight (lbs.): 42.5
 Cubic Feet Per Carton: 36

No ganging hardware.
 Armless side(s) can be equipped with ganging brackets, model 7892.

RTA 00

MODEL#	STANDARD FABRIC GRADES											
	1	2	3	4	5	6	7	8	9	10	11	12
S7896	-	-	-	-	1545	1647	1843	2156	2397	2665	3216	3804
S7896LF	-	-	-	-	1919	2021	2217	2530	2771	3038	3590	4177

OVERALL DIMENSIONS			SEAT DIMENSIONS			BACK DIMENSIONS	
W	D	H	W	D	H	W	H
42.5	31	30.75	42.5	19.5	17.5	42.5	13.25




Three Seater w/Arms
 COM Yardage: 8.75
 Freight Class: 250
 Product Weight (lbs.): 140
 Cubic Feet Per Carton: 5

Free standing unit only.


RTA 00

MODEL#	STANDARD FABRIC GRADES											
	1	2	3	4	5	6	7	8	9	10	11	12
S7877	-	-	-	-	2155	2334	2677	3224	3645	4114	5078	6107
S7877LF	-	-	-	-	2737	2915	3259	3806	4227	4696	5660	6689

OVERALL DIMENSIONS			SEAT DIMENSIONS			BACK DIMENSIONS	
W	D	H	W	D	H	W	H
72	31	30	63.5	19.5	17.5	63.5	12.5



S7877RT



S7877LT

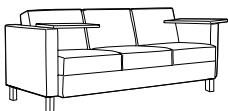
Three Seater w/Arms and Laminate Tablet
 COM Yardage: 8.75
 Freight Class: 250
 Product Weight (lbs.): 146
 Cubic Feet Per Carton: 55.50

Free standing unit only.
 Tablets are Right Hand Seated (RT) or Left Hand Seated (LT).

RTA 00

MODEL#	STANDARD FABRIC GRADES											
	1	2	3	4	5	6	7	8	9	10	11	12
S7877RT	-	-	-	-	2553	2731	3075	3622	4043	4512	5476	6505
S7877LT	-	-	-	-	2553	2731	3075	3622	4043	4512	5476	6505
S7877LFRRT	-	-	-	-	3136	3315	3658	4205	4626	5095	6059	7088
S7877LFLT	-	-	-	-	3136	3315	3658	4205	4626	5095	6059	7088

OVERALL DIMENSIONS			SEAT DIMENSIONS			BACK DIMENSIONS	
W	D	H	W	D	H	W	H
73	33.5	30	63.5	19.5	17.5	63.5	12.5



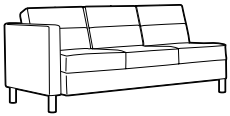
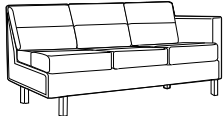
Three Seater w/Arms and Laminate Tablets
 COM Yardage: 8.75
 Freight Class: 250
 Product Weight (lbs.): 250
 Cubic Feet Per Carton: 55.50

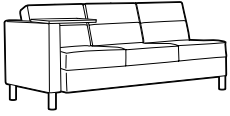
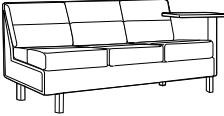
Free standing unit only.
 With both Left and Right Tablets.


RTA 00

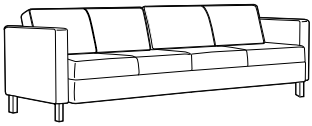
MODEL#	STANDARD FABRIC GRADES											
	1	2	3	4	5	6	7	8	9	10	11	12
S7877LRT	-	-	-	-	2952	3130	3474	4021	4442	4911	5875	6904
S7876LFLRT	-	-	-	-	2837	2964	3210	3600	3901	4236	4925	5660

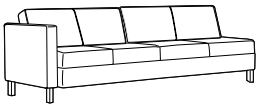
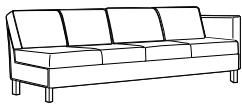
OVERALL DIMENSIONS			SEAT DIMENSIONS			BACK DIMENSIONS	
W	D	H	W	D	H	W	H
75	33.5	30	63.5	19.5	17.5	63.5	12.5

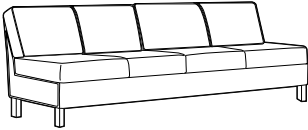
DESCRIPTION	FEATURES	MODEL#	STANDARD FABRIC GRADES												
			1	2	3	4	5	6	7	8	9	10	11	12	
 <p>S7891R</p>	 <p>S7891L</p>														
Three Seater w/One Arm COM Yardage: 7.25 Freight Class: 250 Product Weight (lbs.): 120 Cubic Feet Per Carton: 50.25		No ganging hardware. Armless side can be equipped with ganging brackets, model 7892. Arms are Right Hand Seated (RT) or Left Hand Seated (LT) .													
				OVERALL DIMENSIONS W D H			SEAT DIMENSIONS W D H			BACK DIMENSIONS W H					
				70	31	30.75	63.5	19.5	17.5	63.5	13.25				
				<div style="text-align: center;">RTA 00</div>											

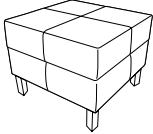
DESCRIPTION	FEATURES	MODEL#	STANDARD FABRIC GRADES												
			1	2	3	4	5	6	7	8	9	10	11	12	
 <p>S7891RRR</p>	 <p>S7891LLT</p>														
Three Seater w/One Arm and Laminate Tablet COM Yardage: 7.25 Freight Class: 250 Product Weight (lbs.): 146 Cubic Feet Per Carton: 55.50		No ganging hardware. Armless side(s) can be equipped with ganging brackets, model 7892. Tablets are Arms are Right Hand Seated (RT) or Left Hand Seated (LT).													
				OVERALL DIMENSIONS W D H			SEAT DIMENSIONS W D H			BACK DIMENSIONS W H					
				73	33.5	30.75	63.5	19.5	17.5	63.5	13.25				
				<div style="text-align: center;">RTA 00</div>											

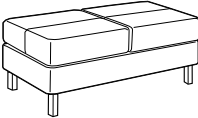
DESCRIPTION	FEATURES	MODEL#	STANDARD FABRIC GRADES												
			1	2	3	4	5	6	7	8	9	10	11	12	
 <p>S7897</p>															
Armless Three Seater COM Yardage: 7.25 Freight Class: 250 Product Weight (lbs.): 115 Cubic Feet Per Carton: 50.25		No ganging hardware. Armless side(s) can be equipped with ganging brackets, model 7892.													
				OVERALL DIMENSIONS W D H			SEAT DIMENSIONS W D H			BACK DIMENSIONS W H					
				63.5	31	30.75	63.5	19.5	17.5	63.5	13.25				
				<div style="text-align: center;">RTA 00</div>											

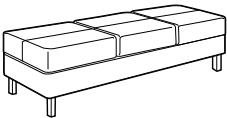
DESCRIPTION	FEATURES	MODEL#	STANDARD FABRIC GRADES												
			1	2	3	4	5	6	7	8	9	10	11	12	
 <p>S7884</p>															
Four Seater w/Arms COM Yardage: 10.25 Freight Class: 250 Product Weight (lbs.): 185 Cubic Feet Per Carton: 69		Free standing unit only.													
				OVERALL DIMENSIONS W D H			SEAT DIMENSIONS W D H			BACK DIMENSIONS W H					
				93.5	31	30	84	19.5	17.5	84	12.5				
				<div style="text-align: center;">RTA 00</div>											

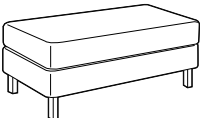
DESCRIPTION	FEATURES	MODEL#	STANDARD FABRIC GRADES												
			1	2	3	4	5	6	7	8	9	10	11	12	
 <p>S7884R</p>	 <p>2087L</p>														
Four Seater w/One Arm COM Yardage: 9.50 Freight Class: 250 Product Weight (lbs.): 165 Cubic Feet Per Carton: 69		No ganging hardware. Armless side can be equipped with ganging brackets, model 7892. Arms are Right Hand Seated (RT) or Left Hand Seated (LT) .													
				OVERALL DIMENSIONS W D H			SEAT DIMENSIONS W D H			BACK DIMENSIONS W H					
				88	31	30.75	84	19.5	17.5	84	12.5				
				<div style="text-align: center;">RTA 00</div>											

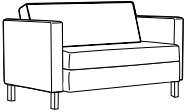
DESCRIPTION	FEATURES	MODEL#	STANDARD FABRIC GRADES											
			1	2	3	4	5	6	7	8	9	10	11	12
 <p>Armless Four Seater COM Yardage: 8.75 Freight Class: 250 Product Weight (lbs.): 155 Cubic Feet Per Carton: 61.50</p>	<p>No ganging hardware. Armless side(s) can be equipped with ganging brackets, model 7892.</p>													
		S7884NA	-	-	-	-	3103	3281	3625	4172	4593	5062	6026	7055
		S7884LFNA	-	-	-	-	3909	4087	4431	4978	5399	5868	6832	7861
			OVERALL DIMENSIONS			SEAT DIMENSIONS			BACK DIMENSIONS					
			W	D	H	W	D	H	W	H				
			85.5	31	30.75	84	19.5	17.5	84	12.5				
RTA 00														

DESCRIPTION	FEATURES	MODEL#	STANDARD FABRIC GRADES											
			1	2	3	4	5	6	7	8	9	10	11	12
 <p>Square Ottoman COM Yardage: 1.50 Freight Class: 250 Product Weight (lbs.): 27 Cubic Feet Per Carton: 7.50</p>	<p>No ganging hardware. Side(s) can be equipped with ganging brackets, model 7892. Does not gang to seating units.</p>													
		S7879	-	-	-	-	486	517	576	670	742	822	988	1164
		S7879LF	-	-	-	-	587	618	677	771	843	923	1089	1265
			OVERALL DIMENSIONS			SEAT DIMENSIONS			BACK DIMENSIONS					
			W	D	H	W	D	H	W	H				
			22	22	17	-	-	17	-	-				
RTA 00														

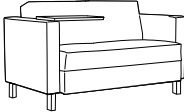
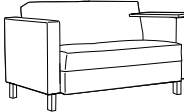
DESCRIPTION	FEATURES	MODEL#	STANDARD FABRIC GRADES											
			1	2	3	4	5	6	7	8	9	10	11	12
 <p>Two Seater Bench COM Yardage: 2.25 Freight Class: 250 Product Weight (lbs.): 42 Cubic Feet Per Carton: 11.50</p>	<p>No ganging hardware. Side(s) can be equipped with ganging brackets, model 7892. Does not gang to seating units.</p>													
		S7893	-	-	-	-	937	983	1072	1212	1321	1441	1689	1954
		S7893LF	-	-	-	-	1140	1186	1275	1415	1523	1644	1892	2157
			OVERALL DIMENSIONS			SEAT DIMENSIONS			BACK DIMENSIONS					
			W	D	H	W	D	H	W	H				
			43	21.5	17	-	-	17	-	-				
RTA 00														

DESCRIPTION	FEATURES	MODEL#	STANDARD FABRIC GRADES											
			1	2	3	4	5	6	7	8	9	10	11	12
 <p>Three Seater Bench COM Yardage: 3.75 Freight Class: 250 Product Weight (lbs.): 62 Cubic Feet Per Carton: 16.75</p>	<p>No ganging hardware. Side(s) can be equipped with ganging brackets, model 7892. Does not gang to seating units.</p>													
		S7894	-	-	-	-	1334	1411	1558	1792	1973	2174	2587	3028
		S7894LF	-	-	-	-	1638	1715	1862	2096	2277	2478	2891	3332
			OVERALL DIMENSIONS			SEAT DIMENSIONS			BACK DIMENSIONS					
			W	D	H	W	D	H	W	H				
			64.5	21.5	17	-	-	17	-	-				
RTA 00														


DESCRIPTION	FEATURES	MODEL#	STANDARD FABRIC GRADES											
			1	2	3	4	5	6	7	8	9	10	11	12
 <p>Two Seater Bench - Single Cushion COM Yardage: 2.25 Freight Class: 250 Product Weight (lbs.): 42 Cubic Feet Per Carton: 11.50</p>	<p>No ganging hardware. Side(s) can be equipped with ganging brackets, model 7892. Does not gang to seating units.</p>													
		S7905	-	-	-	-	735	781	870	1010	1118	1239	1487	1752
		S7905LF	-	-	-	-	938	984	1072	1213	1321	1442	1690	1955
			OVERALL DIMENSIONS			SEAT DIMENSIONS			BACK DIMENSIONS					
			W	D	H	W	D	H	W	H				
			43	21.5	17	-	-	17	-	-				
RTA 00														

DESCRIPTION	FEATURES	MODEL#	STANDARD FABRIC GRADES											
			1	2	3	4	5	6	7	8	9	10	11	12
	Free standing unit only.	S7902	-	-	-	-	1665	1793	2038	2429	2729	3064	3753	4488
		S7902LF	-	-	-	-	2039	2172	2427	2833	3146	3494	4211	4975
OVERALL DIMENSIONS			SEAT DIMENSIONS			BACK DIMENSIONS								
W D H			W D H			W H								
50.5 31 30			42.5 19.5 17.5			42.5 12.5								
RTA 00														



Two Seater w/Arms - Single Cushion
 COM Yardage: 6.50
 Freight Class: 250
 Product Weight (lbs.): 108
 Cubic Feet Per Carton: 36

DESCRIPTION	FEATURES	MODEL#	STANDARD FABRIC GRADES											
			1	2	3	4	5	6	7	8	9	10	11	12
	Free standing unit only. Tablets are Right Hand Seated (RT) or Left Hand Seated (LT).	S7902RT	-	-	-	-	2064	1637	1637	2858	1637	3519	4236	5000
		S7902LT	-	-	-	-	2064	1637	1637	2858	1637	3519	4236	5000
	Free standing unit only. Tablets are Right Hand Seated (RT) or Left Hand Seated (LT).	S7902LFRT	-	-	-	-	2438	2571	2826	3232	3545	3893	4610	5374
		S7902LFLT	-	-	-	-	2438	2571	2826	3232	3545	3893	4610	5374
OVERALL DIMENSIONS			SEAT DIMENSIONS			BACK DIMENSIONS								
W D H			W D H			W H								
51.5 33.5 30			42.5 19.5 17.5			42.5 13.25								
RTA 00														



Two Seater w/Arms & Lam. Tablet - Single Cushion
 COM Yardage: 5.25
 Freight Class: 250
 Product Weight (lbs.): 115
 Cubic Feet Per Carton: 36

DESCRIPTION	FEATURES	MODEL#	STANDARD FABRIC GRADES											
			1	2	3	4	5	6	7	8	9	10	11	12
	Free standing unit only. With both Left and Right Tablets.	S7902LRT	-	-	-	-	2463	2595	2851	3257	3570	3918	4635	5399
		S7902LFLRT	-	-	-	-	2837	2970	3225	3631	3944	4292	5009	5773
OVERALL DIMENSIONS			SEAT DIMENSIONS			BACK DIMENSIONS								
W D H			W D H			W H								
53.5 33.5 30			42.5 19.5 17.5			42.5 12.5								
RTA 00														


Two Seater w/Arms & Lam. Tablets - Single Cushion
 COM Yardage: 6.50
 Freight Class: 250
 Product Weight (lbs.): 125
 Cubic Feet Per Carton: 41.25

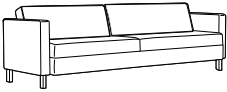
DESCRIPTION	FEATURES	MODEL#	STANDARD FABRIC GRADES											
			1	2	3	4	5	6	7	8	9	10	11	12
	No ganging hardware. Armless side can be equipped with ganging brackets, model 7892. Arms are Right Hand Seated (RT) or Left Hand Seated (LT).	S7902R	-	-	-	-	1545	1652	1858	2186	2439	2721	3299	3917
		S7902L	-	-	-	-	1545	1652	1858	2186	2439	2721	3299	3917
	No ganging hardware. Armless side can be equipped with ganging brackets, model 7892. Arms are Right Hand Seated (RT) or Left Hand Seated (LT).	S7902LFR	-	-	-	-	1919	2026	2232	2560	2813	3094	3673	4290
		S7902LFL	-	-	-	-	1919	2026	2232	2560	2813	3094	3673	4290
OVERALL DIMENSIONS			SEAT DIMENSIONS			BACK DIMENSIONS								
W D H			W D H			W H								
48 31 30.75			42.5 19.5 17.5			42.5 13.25								
RTA 00														

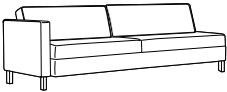
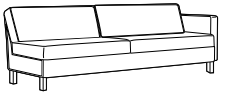
Two Seater w/One Arm - Single Cushion
 COM Yardage: 5.25
 Freight Class: 250
 Product Weight (lbs.): 91
 Cubic Feet Per Carton: 36

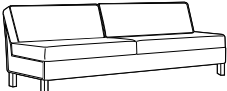
DESCRIPTION	FEATURES	MODEL#	STANDARD FABRIC GRADES											
			1	2	3	4	5	6	7	8	9	10	11	12
	Free standing unit only. Tablets are Right Hand Seated (RT) or Left Hand Seated (LT).	S7902RRT	-	-	-	-	1944	2051	2257	2585	2838	3119	3698	4315
		S7902LLT	-	-	-	-	1944	2051	2257	2585	2838	3119	3698	4315
	Free standing unit only. Tablets are Right Hand Seated (RT) or Left Hand Seated (LT).	S7902LFRRT	-	-	-	-	2318	2425	2631	2960	3212	3494	4072	5374
		S7902LFLRT	-	-	-	-	2318	2425	2631	2960	3212	3494	4072	4690
OVERALL DIMENSIONS			SEAT DIMENSIONS			BACK DIMENSIONS								
W D H			W D H			W H								
49 33.5 30.75			42.5 19.5 17.5			42.5 13.25								
RTA 00														

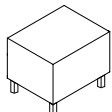
Two Seater w/One Arm & Lam. Tablet - Single Cushion
 COM Yardage: 5.25
 Freight Class: 250
 Product Weight (lbs.): 115
 Cubic Feet Per Carton: 36

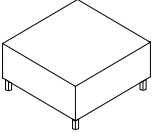
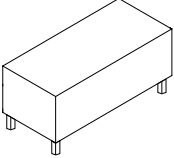
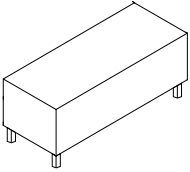
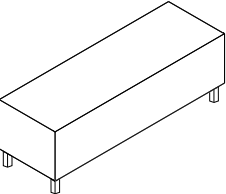
DESCRIPTION	FEATURES	MODEL#	STANDARD FABRIC GRADES											
			1	2	3	4	5	6	7	8	9	10	11	12
 <p>Armless Two Seater - Single Cushion COM Yardage: 4.50 Freight Class: 250 Product Weight (lbs.): 85 Cubic Feet Per Carton: 36</p>	<p>No ganging hardware. Armless side(s) can be equipped with ganging brackets, model 7892.</p>													
		S7902NA	-	-	-	-	1545	1637	1814	2095	2312	2553	3049	3578
		S7902LFNA	-	-	-	-	1919	2011	2188	2469	2685	2927	3423	3952
			OVERALL DIMENSIONS			SEAT DIMENSIONS			BACK DIMENSIONS					
			W	D	H	W	D	H	W	H				
			42.5	31	30.75	42.5	19.5	17.5	42.5	13.25				
RTA 00														

DESCRIPTION	FEATURES	MODEL#	STANDARD FABRIC GRADES											
			1	2	3	4	5	6	7	8	9	10	11	12
 <p>Four Seater w/Arms - Duo Cushion COM Yardage: 10.25 Freight Class: 250 Product Weight (lbs.): 185 Cubic Feet Per Carton: 69</p>	<p>Free standing unit only.</p>													
		S7904	-	-	-	-	3171	3380	3782	4423	4916	5465	6595	7801
		S7904LF	-	-	-	-	3977	4186	4588	5229	5722	6271	7401	8606
			OVERALL DIMENSIONS			SEAT DIMENSIONS			BACK DIMENSIONS					
			W	D	H	W	D	H	W	H				
			93.5	31	30	84	19.5	17.5	84	12.5				
RTA 00														

DESCRIPTION	FEATURES	MODEL#	STANDARD FABRIC GRADES											
			1	2	3	4	5	6	7	8	9	10	11	12
 <p>S7904R</p>  <p>S7904L</p> <p>Four Seater w/One Arm - Duo Cushion COM Yardage: 9.50 Freight Class: 250 Product Weight (lbs.): 165 Cubic Feet Per Carton: 61.50</p>	<p>No ganging hardware. Armless side can be equipped with ganging brackets, model 7892. Arms are Right Hand Seated (RT) or Left Hand Seated (LT) .</p>													
		S7904R	-	-	-	-	3103	3297	3670	4263	4721	5230	6277	7394
		S7904L	-	-	-	-	3103	3297	3670	4263	4721	5230	6277	7394
		S7904LFR	-	-	-	-	3909	4103	4476	5069	5527	6036	7083	8200
			OVERALL DIMENSIONS			SEAT DIMENSIONS			BACK DIMENSIONS					
			W	D	H	W	D	H	W	H				
			88	31	30.75	84	19.5	17.5	84	12.5				
RTA 00														

DESCRIPTION	FEATURES	MODEL#	STANDARD FABRIC GRADES											
			1	2	3	4	5	6	7	8	9	10	11	12
 <p>Armless Four Seater - Single Cushion COM Yardage: 8.75 Freight Class: 250 Product Weight (lbs.): 155 Cubic Feet Per Carton: 61.50</p>	<p>No ganging hardware. Armless side(s) can be equipped with ganging brackets, model 7892.</p>													
		S7904NA	-	-	-	-	3103	3281	3625	4172	4593	5062	6026	7055
		S7904LFNA	-	-	-	-	3909	4087	4431	4978	5399	5868	6832	7861
			OVERALL DIMENSIONS			SEAT DIMENSIONS			BACK DIMENSIONS					
			W	D	H	W	D	H	W	H				
			85.5	31	30.75	84	19.5	17.5	84	12.5				
RTA 00														

DESCRIPTION	FEATURES	MODEL#	STANDARD FABRIC GRADES											
			1	2	3	4	5	6	7	8	9	10	11	12
 <p>Cube End Table COM Yardage: N/A Freight Class: 100 Product Weight (lbs.): 51 Cubic Feet Per Carton: 5.50</p>	<p>Free standing unit only. No ganging hardware. For Power/USB module please see electrical placement chart.</p>													
		S7911	1231	-	-	-	-	-	-	-	-	-	-	-
					OVERALL DIMENSIONS			SEAT DIMENSIONS			BACK DIMENSIONS			
			W	D	H	W	D	H	W	H				
			24	20	16	-	-	-	-	-				
RTA 00														

DESCRIPTION	FEATURES	MODEL#	STANDARD FABRIC GRADES													
			1	2	3	4	5	6	7	8	9	10	11	12		
 Cube Square Coffee Table COM Yardage: N/A Freight Class: 100 Product Weight (lbs.): 86 Cubic Feet Per Carton: 10.75	Free standing unit only. No ganging hardware. For Power/USB module please see electrical placement chart.	S7912 1564	-	-	-	-	-	-	-	-	-	-	-			
			OVERALL DIMENSIONS			SEAT DIMENSIONS			BACK DIMENSIONS							
			W	D	H	W	D	H	W	H						
			33	33	14	-	-	-	-	-						
			RTA 00													
 Cube 40" Coffee Table COM Yardage: N/A Freight Class: 100 Product Weight (lbs.): 66 Cubic Feet Per Carton: 8	Free standing unit only. No ganging hardware. For Power/USB module please see electrical placement chart.	S7913 1481	-	-	-	-	-	-	-	-	-	-	-			
			OVERALL DIMENSIONS			SEAT DIMENSIONS			BACK DIMENSIONS							
			W	D	H	W	D	H	W	H						
			40	20	14	-	-	-	-	-						
			RTA 00													
 Cube Extended 60" Coffee Table COM Yardage: N/A Freight Class: 125 Product Weight (lbs.): 93 Cubic Feet Per Carton: 12	Free standing unit only. No ganging hardware. For Power/USB module please see electrical placement chart.	S7915 1935	-	-	-	-	-	-	-	-	-	-	-			
			OVERALL DIMENSIONS			SEAT DIMENSIONS			BACK DIMENSIONS							
			W	D	H	W	D	H	W	H						
			60	20	14	-	-	-	-	-						
			RTA 00													
 Cube Extended 72" Coffee Table COM Yardage: N/A Freight Class: 125 Product Weight (lbs.): 107 Cubic Feet Per Carton: 14.25	Free standing unit only. No ganging hardware. For Power/USB module please see electrical placement chart.	S7916 1980	-	-	-	-	-	-	-	-	-	-	-			
			OVERALL DIMENSIONS			SEAT DIMENSIONS			BACK DIMENSIONS							
			W	D	H	W	D	H	W	H						
			72	20	14	-	-	-	-	-						
			RTA 00													


DAWSON TABLES




model 3374-G



model 3374-W



Glass Top (G)





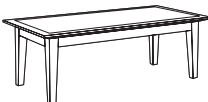
Wood Top (W)

STANDARD FEATURES

- Dawson tables feature elegant lines and details and were specifically created to offer a design-sensitive look that coordinates with the wood finishes and details of Global's lounge seating and desking.
- Tapered hardwood legs and edges
- Tops feature a sophisticated edge detail with frosted tempered safety glass or hardwood veneer inserts.
- Glass tops are 8 mm thick
- Tempered glass is lightly frosted on the bottom side of the top to create a slightly translucent look. The top side of the glass is not frosted to insure ease of cleaning.
- Shipped fully assembled.

OPTIONAL FEATURES

- Tables are available in Absolute (AAM), Black (BKM), Cherry (ACM), Espresso Cafe (ECM), English Oak (EOM), Fruitwood (TFM), Gray (HGM), Honey (AHM), Mahogany (TMM), Maple (AVM), Medium Walnut (MWM), Night (ASM), Shaker Cherry (SKM), Walnut (TWM), WC Cream (WTM), White (WHM) and Winter Cherry (WCE). Please Specify. Genuine maple faced veneers and solids are used.

DESCRIPTION	FEATURES	MODEL#	STANDARD FABRIC GRADES												
			1	2	3	4	5	6	7	8	9	10	11	12	
 Square End Table COM Yardage: N/A Freight Class: 150 Product Weight (lbs.): 27 Cubic Feet Per Carton: 6.75		3374-G (Glass Top)	1005	-	-	-	-	-	-	-	-	-	-	-	-
		3374-W (Wood Top)	957	-	-	-	-	-	-	-	-	-	-	-	-
		OVERALL DIMENSIONS													
		SEAT DIMENSIONS													
			W	D	H	W	D	H	W	H					
			22	22	17	-	-	-	-	-					
			RTA 00												
 Square End Table COM Yardage: N/A Freight Class: 250 Product Weight (lbs.): 43 Cubic Feet Per Carton: 13.25		3375-G (Glass Top)	1463	-	-	-	-	-	-	-	-	-	-	-	-
		3375-W (Wood Top)	1343	-	-	-	-	-	-	-	-	-	-	-	-
		OVERALL DIMENSIONS													
		SEAT DIMENSIONS													
			W	D	H	W	D	H	W	H					
			33	33	15	-	-	-	-	-					
			RTA 00												
 Square End Table COM Yardage: N/A Freight Class: 150 Product Weight (lbs.): 45 Cubic Feet Per Carton: 11		3376-G (Glass Top)	1463	-	-	-	-	-	-	-	-	-	-	-	-
		3376-W (Wood Top)	1343	-	-	-	-	-	-	-	-	-	-	-	-
		OVERALL DIMENSIONS													
		SEAT DIMENSIONS													
			W	D	H	W	D	H	W	H					
			21	42	15	-	-	-	-	-					
			RTA 00												

JARVIS™



model 3491



model 3492

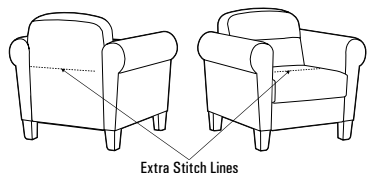
STANDARD FEATURES




- Featuring a timeless look with a sophisticated rolled arm
- Fully upholstered. Tapered wood legs.

OPTIONAL FEATURES

- Tapered wood legs are available in Absolute (AAM), Black (BKM), Cherry (ACM), Espresso Cafe (ECM), English Oak (EOM), Fruitwood (TFM), Gray (HGM), Honey (AHM), Mahogany (TMM), Maple (AVM), Medium Walnut (MWM), Night (ASM), Shaker Cherry (SKM), Walnut (TWM), WC Cream (WTM), White (WHM) and Winter Cherry (WCE). Please Specify. Genuine maple faced veneers and solids are used.

STITCH DETAIL WHEN UPHOLSTERED IN ALL LEATHER - ILLUSTRATIONS BELOW



DESCRIPTION	FEATURES	MODEL#	STANDARD FABRIC GRADES												
			1	2	3	4	5	6	7	8	9	10	11	12	
 <p>Lounge Chair COM Yardage: 4.75 Freight Class: 150 Product Weight (lbs.): 83 Cubic Feet Per Carton: 19.25</p>		3491	1397	1509	1597	1731	1920	1987	2152	2468	2619	2912	3310	3806	
		3491LM	-	-	-	-	1966	-	-	2515	2685	2959	3375	3871	
				OVERALL DIMENSIONS			SEAT DIMENSIONS			BACK DIMENSIONS					
				W	D	H	W	D	H	W	H				
				33	29	31	21	19	17	21	14.5				
			RTA 00												
 <p>Two Seat Sofa COM Yardage: 7 Freight Class: 250 Product Weight (lbs.): 114 Cubic Feet Per Carton: 41.25</p>		3492	1881	2045	2176	2373	2651	2751	2994	3459	3682	4114	4700	5431	
		3492LM	-	-	-	-	2897	-	-	3706	3956	4361	4973	5704	
				OVERALL DIMENSIONS			SEAT DIMENSIONS			BACK DIMENSIONS					
				W	D	H	W	D	H	W	H				
				54	29	31	42.5	19	17	42.5	14.5				
			RTA 00												
 <p>Three Seat Sofa COM Yardage: 9.25 Freight Class: 250 Product Weight (lbs.): 132 Cubic Feet Per Carton: 55.50</p>		3493	2414	2603	2753	2977	3292	3409	3684	4214	4470	4964	5632	6466	
		3493LM	-	-	-	-	3604	-	-	4525	4811	5271	5972	6806	
				OVERALL DIMENSIONS			SEAT DIMENSIONS			BACK DIMENSIONS					
				W	D	H	W	D	H	W	H				
				74.5	29	31	64	19	17	64	14.5				
			RTA 00												

JEO



model 8434



model 8433-4



Optional Quilted Stitch Back (Q).



model 8435-22-24



model 8436-15-30






Optional 5 prong base with glides (G).

STANDARD FEATURES

- JEO is a contemporary, retro - inspired series with versatility for a variety of workplace applications.
- The tailored box styling functions well in lounge, conferencing, collaboration and side/guest environments.
- Three seating models: swivel tilter with a 5 prong caster base, a swivel self-centering return with a stationary round pedestal base or a matching four legged Arm Chair.
- Model 8433-4 is standard with a 5 prong aluminum base with carpet casters (HC).
- JEO also offers two styles of matching pedestal base occasional tables with a round or square laminate top, available in two height sizes --- 15" and 22" high.

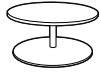
OPTIONAL FEATURES

- Chairs can be upholstered in fabric, vinyl, leather or a combination of two or more materials. The upholstery surfaces are seamed together with tailored double stitch detailing.
- Chairs are available with an Optional Quilted Stitch back. Please specify (Q). Add \$140.00.
- Optional 5 prong aluminum base with glides. Please specify (G).
- Optional soft casters are available on the 5 prong base. Please specify (SC). Add \$87.00
- The round pedestal base and 4 legged frame are available in Chrome (CH) or Brushed Chrome (BCH). Please specify.
- Occasional tables are available in the following laminate finishes to coordinate with Global Desking and wood seating; Tiger Mahogany (TMA), Tiger Walnut (TWL), Tiger Maple (TMP), Tiger Fruitwood (TFW), Avant Cherry (AWC), Avant Honey (AWH), Constellation Java (CSJ), Brushed Cobalt (BRC), Dark Espresso (DES), Winter Cherry (WCR), White (WHT), Black (BLK), Absolute Acajou (ACJ), Asian Night (ASN), White Chocolate (WCH), Shaker Cherry (SKC) and Hayden Grey (HGT). Please Specify.

DESCRIPTION	FEATURES	MODEL#	STANDARD FABRIC GRADES											
			1	2	3	4	5	6	7	8	9	10	11	12
 <p>Self-Centering Lounge Chair on Pedestal Base COM Yardage: 2.50 Freight Class: 250 Product Weight (lbs.): 50 Cubic Feet Per Carton: 22</p>	Ergonomic Features: C	8434	1508	1567	1614	1684	1783	1819	1906	2072	2152	2306	2515	2776
		OVERALL DIMENSIONS			SEAT DIMENSIONS			BACK DIMENSIONS						
		W	D	H	W	D	H	W	H					
	0	25	30-32.5	20	19	16.5-19	20	15						
 <p>Swivel Tilter Chair COM Yardage: 2.50 Freight Class: 250 Product Weight (lbs.): 50 Cubic Feet Per Carton: 22</p>	Ergonomic Features: A, B, C, S	8433-4	1023	1079	1124	1191	1286	1320	1404	1563	1639	1786	1987	2236
		OVERALL DIMENSIONS			SEAT DIMENSIONS			BACK DIMENSIONS						
		W	D	H	W	D	H	W	H					
	0	25	30-32.5	20	19	16.5-19	20	15						
 <p>Arm Chair COM Yardage: 2.50 Freight Class: 250 Product Weight (lbs.): 50 Cubic Feet Per Carton: 22</p>		8437	995	1060	1111	1187	1295	1346	1444	1600	1721	1855	2130	2424
		OVERALL DIMENSIONS			SEAT DIMENSIONS			BACK DIMENSIONS						
		W	D	H	W	D	H	W	H					
	0	25	32.5	20	19	18	20	15						

DESCRIPTION	FEATURES	MODEL#	STANDARD FABRIC GRADES											
			1	2	3	4	5	6	7	8	9	10	11	12

			1	2	3	4	5	6	7	8	9	10	11	12
		8435-1524	926											



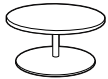
15" H Round End Table - 24" Dia. Top on Pedestal Base

COM Yardage: n/a
 Freight Class: 150
 Product Weight (lbs.): 44
 Cubic Feet Per Carton: 10

OVERALL DIMENSIONS			SEAT DIMENSIONS			BACK DIMENSIONS	
W	Dia.	H	W	D	H	W	H

24 15

			1	2	3	4	5	6	7	8	9	10	11	12
		8435-1530	1081											



15" H Round Coffee Table - 30" Dia. Top on Pedestal Base

COM Yardage: n/a
 Freight Class: 150
 Product Weight (lbs.): 44
 Cubic Feet Per Carton: 10

OVERALL DIMENSIONS			SEAT DIMENSIONS			BACK DIMENSIONS	
W	Dia.	H	W	D	H	W	H

30 15

			1	2	3	4	5	6	7	8	9	10	11	12
		8435-2224	1015											



22" H Round End Table - 24" Dia. Top on Pedestal Base

COM Yardage: n/a
 Freight Class: 150
 Product Weight (lbs.): 44
 Cubic Feet Per Carton: 10

OVERALL DIMENSIONS			SEAT DIMENSIONS			BACK DIMENSIONS	
W	Dia.	H	W	D	H	W	H

24 22

			1	2	3	4	5	6	7	8	9	10	11	12
		8435-2230	1169											



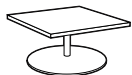
22" H Round Coffee Table - 30" Dia. Top on Pedestal Base

COM Yardage: n/a
 Freight Class: 150
 Product Weight (lbs.): 44
 Cubic Feet Per Carton: 10

OVERALL DIMENSIONS			SEAT DIMENSIONS			BACK DIMENSIONS	
W	Dia.	H	W	D	H	W	H

30 22

			1	2	3	4	5	6	7	8	9	10	11	12
		8436-1524	926											



15" H Square End Table - 24" Top on Pedestal Base

COM Yardage: n/a
 Freight Class: 150
 Product Weight (lbs.): 44
 Cubic Feet Per Carton: 10

OVERALL DIMENSIONS			SEAT DIMENSIONS			BACK DIMENSIONS	
W	D	H	W	D	H	W	H

24 24 15

DESCRIPTION	FEATURES	MODEL#	STANDARD FABRIC GRADES											
			1	2	3	4	5	6	7	8	9	10	11	12



15" H Square End Coffee - 30" Top on Pedestal Base
 COM Yardage: n/a
 Freight Class: 150
 Product Weight (lbs.): 44
 Cubic Feet Per Carton: 10

8436-1530	1081													
-----------	------	--	--	--	--	--	--	--	--	--	--	--	--	--

OVERALL DIMENSIONS			SEAT DIMENSIONS			BACK DIMENSIONS	
W	D	H	W	D	H	W	H
30	30	15					



22" H Square End Table - 24" Top on Pedestal Base
 COM Yardage: n/a
 Freight Class: 150
 Product Weight (lbs.): 44
 Cubic Feet Per Carton: 10

8436-2224	1015												
-----------	------	--	--	--	--	--	--	--	--	--	--	--	--

OVERALL DIMENSIONS			SEAT DIMENSIONS			BACK DIMENSIONS	
W	D	H	W	D	H	W	H
24	24	22					



22" H Square End Coffee - 30" Top on Pedestal Base
 COM Yardage: n/a
 Freight Class: 150
 Product Weight (lbs.): 44
 Cubic Feet Per Carton: 10

8436-2230	1169												
-----------	------	--	--	--	--	--	--	--	--	--	--	--	--

OVERALL DIMENSIONS			SEAT DIMENSIONS			BACK DIMENSIONS	
W	D	H	W	D	H	W	H
30	30	22					

LUX



model LX2426AC



model LX8033S

STANDARD FEATURES

- Contemporary styling featuring luxurious cushioning.
- Sofa cushions are removable.
- Fully upholstered . Wood legs.
- Cylindrical bolsters included with two seat and three seat sofas.
- **This item may require a longer lead time. Please contact your Global sales representative for further information.

OPTIONAL FEATURES

- Wood frames are available in Absolute (AAM), Black (BKM), Cherry (ACM), Espresso Cafe (ECM), English Oak (EOM), Fruitwood (TFM), Gray (HGM), Honey (AHM), Mahogany (TMM), Maple (AVM), Medium Walnut (MWM), Night (ASM), Shaker Cherry (SKM), Walnut (TWM), WC Cream (WTM), White (WHM) and Winter Cherry (WCE). Please Specify. Genuine maple faced veneers and solids are used.
- Available in fabric, most vinyls and leather.

DESCRIPTION

FEATURES

MODEL#

STANDARD FABRIC GRADES



Side Chair

COM Yardage: 2
Freight Class: 300
Product Weight (lbs.): 20
Cubic Feet Per Carton: 11.60

	1	2	3	4	5	6	7	8	9	10	11	12
LX2226SC	699	774	806	852	919	943	1001	1112	1166	1269	1410	1584

OVERALL DIMENSIONS

W D H

SEAT DIMENSIONS

W D H

BACK DIMENSIONS

W H

22	26.5	35	16	19.5	19.5	24	18
----	------	----	----	------	------	----	----

RTA 00



Armchair

COM Yardage: 2.50
Freight Class: 250
Product Weight (lbs.): 27
Cubic Feet Per Carton: 12.60

	1	2	3	4	5	6	7	8	9	10	11	12
LX2426AC	909	1012	1056	1123	1218	1252	1336	1495	1571	1718	1919	2169

OVERALL DIMENSIONS

W D H

SEAT DIMENSIONS

W D H

BACK DIMENSIONS

W H

24.5	26.5	35	16	19.5	19.5	24	18
------	------	----	----	------	------	----	----

RTA 00



Lounge Chair

COM Yardage: 6
Freight Class: 250
Product Weight (lbs.): 65
Cubic Feet Per Carton: 21

	1	2	3	4	5	6	7	8	9	10	11	12
LX3433CH	1771	1994	2102	2263	2491	2573	2772	3154	3337	3691	4172	4772

OVERALL DIMENSIONS

W D H

SEAT DIMENSIONS

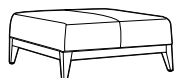
W D H

BACK DIMENSIONS

W H

34	33	33	-	-	-	-	-
----	----	----	---	---	---	---	---

RTA 00



Ottoman

COM Yardage: 2.50
Freight Class: 250
Product Weight (lbs.): 40
Cubic Feet Per Carton: 12

	1	2	3	4	5	6	7	8	9	10	11	12
LX36360TT	1691	1833	1877	1944	2040	2073	2157	2316	2392	2539	2740	2990

OVERALL DIMENSIONS

W D H

SEAT DIMENSIONS

W D H

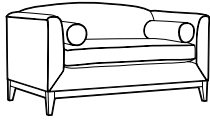
BACK DIMENSIONS

W H

36	36	16	-	-	-	-	-
----	----	----	---	---	---	---	---

RTA 00

DESCRIPTION	FEATURES	MODEL#	STANDARD FABRIC GRADES											
-------------	----------	--------	------------------------	--	--	--	--	--	--	--	--	--	--	--

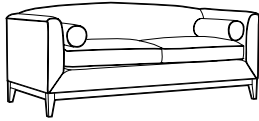


Two Seat Sofa w/Cylindrical bolsters.
 COM Yardage: 11
 Freight Class: 250
 Product Weight (lbs.): 90
 Cubic Feet Per Carton: 38

MODEL#	1	2	3	4	5	6	7	8	9	10	11	12
LX6033S	1829	2168	2364	2660	3078	3228	3595	4293	4629	5278	6160	7258

OVERALL DIMENSIONS			SEAT DIMENSIONS			BACK DIMENSIONS	
W	D	H	W	D	H	W	H
60	33	33	20	18.5	18.5	20	16

RTA 00



Three Seat Sofa w/Cylindrical bolsters.
 COM Yardage: 14
 Freight Class: 250
 Product Weight (lbs.): 105
 Cubic Feet Per Carton: 50

MODEL#	1	2	3	4	5	6	7	8	9	10	11	12
LX8033S	2633	3079	3329	3706	4237	4429	4895	5784	6212	7038	8159	9558

OVERALL DIMENSIONS			SEAT DIMENSIONS			BACK DIMENSIONS	
W	D	H	W	D	H	W	H
80	33	33	20	18.5	18.5	20	16

RTA 00

ML™



model ML2630



model ML7330

STANDARD FEATURES

- Modern seating with a distinctive retro design.
- Features a steel tube frame, legs and arms.
- Fully upholstered continuous seat and back cushions.
- Standard with non marring, clear glides.
- **This item may require a longer lead time. Please contact your Global sales representative for further information.

OPTIONAL FEATURES

- Available in five frame finish options. Please specify Chrome (CH), Brushed Chrome (BCH), Black (BLK), Designer White (DWT) or Tungsten (TUN). No upcharge applies. Please specify.
- Available in fabric, vinyl and leather.

DESCRIPTION

FEATURES

MODEL#

STANDARD FABRIC GRADES



Counter Height Stool - 24" Seat Height

COM Yardage: .50
 Freight Class: 250
 Product Weight (lbs.): 25
 Cubic Feet Per Carton: 5.30

	1	2	3	4	5	6	7	8	9	10	11	12
ML171724	1016	1029	1039	1055	1076	1086	1106	1137	1161	1188	1243	1302

OVERALL DIMENSIONS

W D H

17 17 24

SEAT DIMENSIONS

W D H

17 16 23

BACK DIMENSIONS

W H

- -

RTA 00



Bar Height Stool - 30" Seat Height

COM Yardage: .50
 Freight Class: 150
 Product Weight (lbs.): 25
 Cubic Feet Per Carton: 5.30

	1	2	3	4	5	6	7	8	9	10	11	12
ML171730	1048	1060	1069	1084	1103	1111	1128	1161	1177	1208	1250	1302

OVERALL DIMENSIONS

W D H

17 17 30

SEAT DIMENSIONS

W D H

17 16 29

BACK DIMENSIONS

W H

- -

RTA 00



Bar Height Stool - 33" Seat Height

COM Yardage: .50
 Freight Class: 150
 Product Weight (lbs.): 25
 Cubic Feet Per Carton: 5.30

	1	2	3	4	5	6	7	8	9	10	11	12
ML171733	1068	1133	1143	1157	1175	1182	1199	1230	1246	1275	1315	1365

OVERALL DIMENSIONS

W D H

17 17 33

SEAT DIMENSIONS

W D H

17 16 32

BACK DIMENSIONS

W H

- -

RTA 00



Ottoman

COM Yardage: 1
 Freight Class: 150
 Product Weight (lbs.): 23
 Cubic Feet Per Carton: 4

	1	2	3	4	5	6	7	8	9	10	11	12
ML2121	720	780	797	824	863	876	909	973	1003	1062	1142	1243

OVERALL DIMENSIONS

W D H

21 21 17

SEAT DIMENSIONS

W D H

- - -

BACK DIMENSIONS

W H

- -

RTA 00

LOUNGE

ML™ M

DESCRIPTION	FEATURES	MODEL#	STANDARD FABRIC GRADES											
-------------	----------	--------	------------------------	--	--	--	--	--	--	--	--	--	--	--



Dining Chair

COM Yardage: 2
 Freight Class: 150
 Product Weight (lbs.): 42
 Cubic Feet Per Carton: 10

	1	2	3	4	5	6	7	8	9	10	11	12
ML2326	846	934	970	1023	1100	1127	1193	1320	1381	1500	1659	1860

OVERALL DIMENSIONS			SEAT DIMENSIONS			BACK DIMENSIONS	
W	D	H	W	D	H	W	H
23	26	30	20	18.5	18.5	20	16

RTA 00



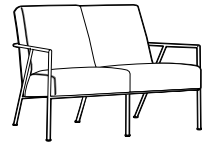
Lounge Chair

COM Yardage: 2.50
 Freight Class: 250
 Product Weight (lbs.): 50
 Cubic Feet Per Carton: 14

	1	2	3	4	5	6	7	8	9	10	11	12
ML2630	1269	1390	1434	1501	1596	1630	1714	1873	1949	2096	2297	2547

OVERALL DIMENSIONS			SEAT DIMENSIONS			BACK DIMENSIONS	
W	D	H	W	D	H	W	H
26	30	34	23	20	18.5	18.5	20.5

RTA 00



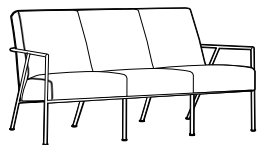
Two Seat Sofa

COM Yardage: 5
 Freight Class: 250
 Product Weight (lbs.): 100
 Cubic Feet Per Carton: 60

	1	2	3	4	5	6	7	8	9	10	11	12
ML4930	2591	2901	3043	3259	3563	3672	3938	4446	4691	5162	5804	6603

OVERALL DIMENSIONS			SEAT DIMENSIONS			BACK DIMENSIONS	
W	D	H	W	D	H	W	H
66	34	32	66	22	19	26	13

RTA 00



Three Seat Sofa

COM Yardage: 7.5
 Freight Class: 250
 Product Weight (lbs.): 120
 Cubic Feet Per Carton: 80

	1	2	3	4	5	6	7	8	9	10	11	12
ML7330	3420	3838	4036	4331	4749	4900	5265	5964	6300	6949	7830	8930

OVERALL DIMENSIONS			SEAT DIMENSIONS			BACK DIMENSIONS	
W	D	H	W	D	H	W	H
86	34	32	86	22	19	52	13

RTA 00

ML PARK



model ML4634CH



model ML8634

STANDARD FEATURES

- Armless modern lounge seating with a distinctive retro design.
- Features durable square metal legs.
- Fully upholstered continuous seat and back cushions with distinctive seams.
- **This item may require a longer lead time. Please contact your Global sales representative for further information.

OPTIONAL FEATURES

- Optional fixed back cushion (FC) is available on lounge models with upcharge. Please specify and add \$120.00 for ML4634, \$160.00 for ML6634, add \$200.00 for ML8634.
- Optional continuous seat cushion with no seams is available on lounge model (ML4634). Please specify SX and Add \$120.00.
- Available in five leg finish options. Please specify Chrome (CH), Brushed Chrome (BCH), Black (BLK), Designer White (DWT) or Tungsten (TUN). No upcharge applies. Please specify.
- All models are available in fabric, vinyl or leather.

DESCRIPTION

FEATURES

MODEL#

STANDARD FABRIC GRADES

	1	2	3	4	5	6	7	8	9	10	11	12
ML2634	1400	1427	1447	1478	1521	1541	1580	1643	1691	1745	1855	1973



Ottoman

COM Yardage: 1
 Freight Class: 150
 Product Weight (lbs.): 35
 Cubic Feet Per Carton: 12

OVERALL DIMENSIONS			SEAT DIMENSIONS			BACK DIMENSIONS	
W	D	H	W	D	H	W	H
26.75	26.75	18.25	26.75	-	20	-	-

RTA 00

	1	2	3	4	5	6	7	8	9	10	11	12
ML4634	2400	2554	2676	2859	3119	3240	3476	3851	4140	4461	5123	5828

OVERALL DIMENSIONS			SEAT DIMENSIONS			BACK DIMENSIONS	
W	D	H	W	D	H	W	H
42.75	34	32	42.75	22	19	27	13

RTA 00



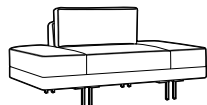
Lounge Chair

COM Yardage: 6
 Freight Class: 250
 Product Weight (lbs.): 85
 Cubic Feet Per Carton: 14

	1	2	3	4	5	6	7	8	9	10	11	12
ML6634	2591	2901	3043	3259	3563	3672	3938	4446	4691	5162	5804	6603

OVERALL DIMENSIONS			SEAT DIMENSIONS			BACK DIMENSIONS	
W	D	H	W	D	H	W	H
66	34	32	66	22	19	27	13

RTA 00



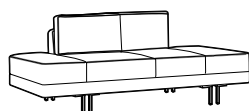
Two Seat Sofa

COM Yardage: 8
 Freight Class: 250
 Product Weight (lbs.): 120
 Cubic Feet Per Carton: 41

	1	2	3	4	5	6	7	8	9	10	11	12
ML8634	3420	3838	4036	4331	4749	4900	5265	5964	6300	6949	7830	8930

OVERALL DIMENSIONS			SEAT DIMENSIONS			BACK DIMENSIONS	
W	D	H	W	D	H	W	H
86	34	32	86	22	19	52	13

RTA 00



Three Seat Sofa

COM Yardage: 11
 Freight Class: 250
 Product Weight (lbs.): 145
 Cubic Feet Per Carton: 41

ORION™



model 8481



model 8482

STANDARD FEATURES

- Transitional style lounge seating. Available with either Wood Arm Caps or Upholstered Arms. All models are standard in Wood Legs.

OPTIONAL FEATURES

- Lounge Chairs are optional with two Tungsten Metal Legs, front Casters and Chrome Back Pull Handle available only when mobility is desired. This mobility package is available with both the Wood armcap and Upholstered arm models. Please specify model preference and use the HC code and add \$91.

- Ottoman is available with Tungsten metal legs. Please specify TUN for the metal leg option.
- Laminate tablet arm is available on upholstered arms only in standard laminate finishes. Please specify L-TBL (left tablet) or R-TBL (right tablet) and add \$246.
- Wood Arm Caps and Legs are available in standard wood seating finishes. Please specify. Genuine maple faced veneers and solids are used.
- Available in fabric, vinyl and leather.

DESCRIPTION	FEATURES	MODEL#	STANDARD FABRIC GRADES											
-------------	----------	--------	------------------------	--	--	--	--	--	--	--	--	--	--	--



Lounge Chair


COM Yardage: 4
 Freight Class: 250
 Product Weight (lbs.): 60
 Cubic Feet Per Carton: 22

	1	2	3	4	5	6	7	8	9	10	11	12
8481	1030	1172	1244	1351	1503	1558	1691	1945	2067	2303	2623	3023
Wood armcaps												
8481U	1030	1172	1244	1351	1503	1558	1691	1945	2067	2303	2623	3023
Upholstered arms												

OVERALL DIMENSIONS			SEAT DIMENSIONS			BACK DIMENSIONS	
W	D	H	W	D	H	W	H

29	31	34.5	21.5	19.5	17	21.5	20.5
----	----	------	------	------	----	------	------

RTA 00



Two Seat Sofa


COM Yardage: 7
 Freight Class: 250
 Product Weight (lbs.): 95
 Cubic Feet Per Carton: 37

	1	2	3	4	5	6	7	8	9	10	11	12
8482	1348	1573	1698	1886	2153	2249	2481	2926	3140	3553	4113	4813
Wood armcaps												
8482U	1348	1573	1698	1886	2153	2249	2481	2926	3140	3553	4113	4813
Upholstered arms												

OVERALL DIMENSIONS			SEAT DIMENSIONS			BACK DIMENSIONS	
W	D	H	W	D	H	W	H

50	31	34.5	42.5	19.5	17	42.5	20.5
----	----	------	------	------	----	------	------

RTA 00



Three Seat Sofa

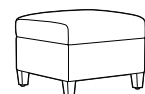
COM Yardage: 11
 Freight Class: 250
 Product Weight (lbs.): 125
 Cubic Feet Per Carton: 57

	1	2	3	4	5	6	7	8	9	10	11	12
8483	1704	2036	2233	2529	2947	3097	3463	4162	4498	5147	6029	7127
Wood armcaps												
8483U	1704	2036	2233	2529	2947	3097	3463	4162	4498	5147	6029	7127
Upholstered arms												

OVERALL DIMENSIONS			SEAT DIMENSIONS			BACK DIMENSIONS	
W	D	H	W	D	H	W	H

71	31	34.5	63.5	19.5	17	63.5	20.5
----	----	------	------	------	----	------	------

RTA 00



Ottoman

COM Yardage: 2
 Freight Class: 250
 Product Weight (lbs.): 15
 Cubic Feet Per Carton: 7

	1	2	3	4	5	6	7	8	9	10	11	12
8484	402	468	503	557	634	661	727	854	915	1034	1193	1394

OVERALL DIMENSIONS			SEAT DIMENSIONS			BACK DIMENSIONS	
W	D	H	W	D	H	W	H

17	22	17	-	-	-	-	-
----	----	----	---	---	---	---	---

RTA 00

PRAIRIE™



model 3481



model 3482

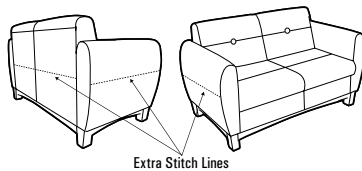
STANDARD FEATURES



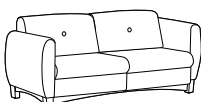
- Featuring, gently barrel shaped arms that provide an attractive appearance.
- Fully upholstered. Tapered wood skirt and legs.
- Series includes lounge chair, two seat and three seat sofa.

OPTIONAL FEATURES

- Tapered wood legs are available in Absolute (AAM), Black (BKM), Cherry (ACM), Espresso Cafe (ECM), English Oak (EOM), Fruitwood (TFM), Gray (HGM), Honey (AHM), Mahogany (TMM), Maple (AVM), Medium Walnut (MWM), Night (ASM), Shaker Cherry (SKM), Walnut (TWM), WC Cream (WTM), White (WHM) and Winter Cherry (WCE). Please specify. Genuine maple faced veneers and solids are used.

STITCH DETAIL WHEN UPHOLSTERED IN ALL LEATHER - ILLUSTRATIONS BELOW



DESCRIPTION	FEATURES	MODEL#	STANDARD FABRIC GRADES											
			1	2	3	4	5	6	7	8	9	10	11	12
 <p>Lounge Chair COM Yardage: 4.25 Freight Class: 150 Product Weight (lbs.): 80 Cubic Feet Per Carton: 19.25</p>		3481	1368	1490	1587	1731	1936	2010	2187	2530	2696	3012	3444	3981
		3481LM	-	-	-	-	1963	-	-	2558	2740	3039	3492	4028
			OVERALL DIMENSIONS			SEAT DIMENSIONS			BACK DIMENSIONS					
			W	D	H	W	D	H	W	H				
			32	29	30.5	21	19	16	21	14.5				
			RTA 00											
 <p>Two Seat Sofa COM Yardage: 6.25 Freight Class: 250 Product Weight (lbs.): 106 Cubic Feet Per Carton: 41.25</p>		3482	1943	2100	2225	2412	2680	2775	3007	3452	3664	4078	4639	5339
		3482LM	-	-	-	-	2726	-	-	3498	3737	4124	4711	5410
			OVERALL DIMENSIONS			SEAT DIMENSIONS			BACK DIMENSIONS					
			W	D	H	W	D	H	W	H				
			52.5	29	30.5	42	19	16	42	14.5				
			RTA 00											
 <p>Three Seat Sofa COM Yardage: 9.50 Freight Class: 250 Product Weight (lbs.): 150 Cubic Feet Per Carton: 55.50</p>		3483	2443	2631	2780	3005	3322	3438	3713	4243	4498	4991	5659	6493
		3483LM	-	-	-	-	3660	-	-	4582	4868	5329	6028	6863
			OVERALL DIMENSIONS			SEAT DIMENSIONS			BACK DIMENSIONS					
			W	D	H	W	D	H	W	H				
			73.5	29	30.5	63.5	19	16	63.5	14.5				
			RTA 00											

RIVER



Sample Layout



Sample Layout

STANDARD FEATURES

- Please contact Customercare for product availability.
- A modular seating series that is composed of linking units in straight, inside curves, outside curves and corner units. Soft seating models are available in standard height, high and extended high backs. All units are compatible and can be used together in any combination to create a wide variety of layouts.
- The unique tapered legs (swaged legs) are made of welded steel, heavy duty construction, with each leg bolted directly to the unit frame. The extremely robust construction insures trouble free performance in any environment. All units except for the Laptop Tables have the same leg height of 6.5". The unique leg height makes it easier to clean under the product.
- Each leg is standard with adjustable black leveling glides and are non-marking. Wood legs and casters are not available.
- All cushions are fixed and non-removable (cushions will not migrate). Perimeter seams feature a decorative single stitch detail, which makes seams lay flat and adds extra seam strength.
- Seating frames are heavy duty with interlocking plywood, puzzle box construction, made for rugged active environments. Seats are high density with highly resilient foam and are equipped with a synthetic rubberized webbing suspension system for extra comfort.
- Front edge or face of the seat, angles slightly inward, so feet have freedom of movement and shoe heels don't rub on the seat. This inward slanting matches the inward angles of the back. Benches and connecting end tables also reflect the inward angles on the front and back faces, so all units coordinate in visual appearance.
- High Traffic (HT) units are also available and are listed separately. Please see page 17-26 for High Traffic Models.
- Most units can be ganged together with a quick connect, disconnect feature. Ganging hardware is standard and is factory installed. Ganging hardware swivels out of sight when not in use.

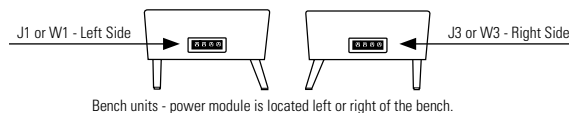
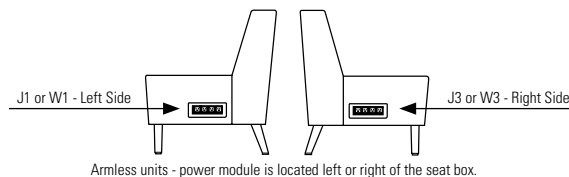
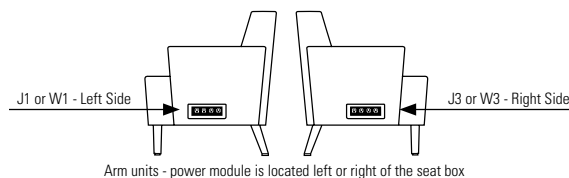
OPTIONAL FEATURES

- Most tables and seating units can be specified with Power/USB terminals, which includes two power outlets, two double USB terminals and a black 72" three-prong power cord. Each Power/USB module is set in predetermined locations, as shown in the electrical illustrations below. Electrical units must be factory installed.
- To add a Power/USB module: From the electrical illustrations below, please specify J1, W1, J2, W2, J3, W4, J4, W4, J6 or W6 after the product model number. Please note on seating units, if both right and left locations are required, add both J1/J3 or W1/W3 to the model number. Add \$635.00 for each module/location required.
- Power/USB modules are available with either Jet Black (J) face plate with black Power/USB receptacles or with a White (W) face plate with white Power/USB receptacles.
- Tables are made with high pressure laminate and are offered in the following finishes: Absolute Acajou (ACJ), Asian Night (ASN), Avant Cherry (AWC), Avant Honey (AWH), Dark Espresso (DES), Hayden Grey (HGT), Shaker Cherry (SKC), Tiger Mahogany (TMA), Tiger Maple (TMP), Tiger Walnut (TWN), White (WHT), White Chocolate (WHC), and Winter Cherry (WCR). Please Specify. Custom High Pressure laminate finishes will be considered upon request.
- The metal legs are standard in Chrome (CHR). Tungsten (TUN) and Black (BLK) finishes are also available at no up charge. Laptop tables bases are only available in Tungsten (TUN) and Black (BLK) finishes.
- All models are available in fabric or vinyl. Leather upholstery is available upon special request and is only recommended for seat use. If more than one fabric or a fabric/vinyl leather combination is required, please fill out a "Seating Multiple Textile" form, specifying each fabric location. Please contact Customercare for more information.

ELECTRICAL PLACEMENT

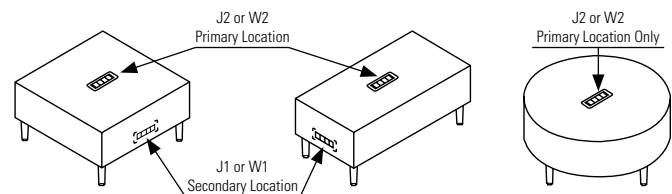
Soft Seating

Locations available on left side J1 (black) or W1 (white), right side J3 (black), or W3 (white) or both sides J1/J3 (black) or W1/W3 (white).

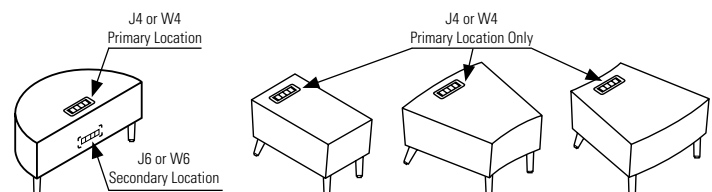


Coffee/End Tables

Primary location is on the top of the unit, centered J2 (black) or W2 (white). Secondary Location is end/side of the unit J1 (black) or W1 (white).




Primary location is on the top rear/edge of the unit J4 (black) or W4 (white). Secondary Location is the back side of the unit J6 (black) or W6 (white).



SAMPLE LAYOUTS

RVR101 (Layout 1)




Qty	Model Number	Description	Dimensions	List Price
4	7710NA	Armless IS Curve - Two Seat - Standard Back	55 x 29.5 x 32	2096 x 4
1	7737W6	42" Half Round Laminate Coffee Table w/ W6 Rear Power/USB Module	42 x 21 x 17 upcharge	943 635

SAMPLE LAYOUT TOTAL (Starting at Grade 1)

\$9,962

RVR102 (Layout 2)




Qty	Model Number	Description	Dimensions	List Price
8	7714NA	Armless OS Curve - Two Seater - High Back	54 x 29.5 x 41.5	2500 x 8

SAMPLE LAYOUT TOTAL (Starting at Grade 1)

\$20,000

RVR103 (Layout 3)




Qty	Model Number	Description	Dimensions	List Price
6	7712NA	Armless IS Curve - Two Seater - Extended Back	55 x 29.5 x 47	2930 x 6
1	7734W2	36" Dia - Round Laminate Coffee Table w/ W2 Center Power/USB Module	36 x 36 x 17 upcharge	1099 635

SAMPLE LAYOUT TOTAL (Starting at Grade 1)

\$19,314

RVR104 (Layout 4)



Qty	Model Number	Description	Dimensions	List Price
2	7712NA	Armless IS Curve - Two Seater - Extended Back	55 x 29.5 x 47	2930 x 2
2	7712NAW3	Armless IS Curve - Two Seater - Extended Back w/ W3 Right Power/USB Module	55 x 29.5 x 47 upcharge	2930 x 2 635 x 2
2	7726	IS Curve - Two Seater Bench	54 x 28 x 17.5	1778 x 2
1	7734	36" Dia - Round Laminate Coffee Table	36 x 36 x 17	1099

SAMPLE LAYOUT TOTAL (Starting at Grade 1)

\$17,645

RVR105 (Layout 5)



Qty	Model Number	Description	Dimensions	List Price
3	7711NA	Armless IS Curve - Two Seater - High Back	55 x 29.5 x 41.5	2662 x 3
3	7712NAW3	Armless IS Curve - Two Seater - Extended Back w/ W3 Right Power/USB Module	55 x 29.5 x 47 upcharge	2930 x 3 635 x 2
1	7738	Rectangular Laminate End Table	15 x 26.5 x 17	892
2	7743	18" Dia. Round Laminate Laptop Table	18 x 18 x 25.25	530 x 2

SAMPLE LAYOUT TOTAL (Starting at Grade 1)

\$19,998

SAMPLE LAYOUTS

RVR106 (Layout 6)



Qty	Model Number	Description	Dimensions	List Price
1	7709R	Three Seater - Extended Back w/Right Arm	75 x 29.5 x 47	3990
1	7709L	Three Seater - Extended Back w/Left Arm	75 x 29.5 x 47	3990
1	7718	Armless Corner Unit - Extended Back	38 x 38. x 47	3435
1	7732W2	36" Square Laminate Coffee Table w/ W2 Center Power/USB Module	36 x 36. x 17 upcharge	1006 635

SAMPLE LAYOUT TOTAL (Starting at Grade 1) \$13,056

RVR107 (Layout 7)



Qty	Model Number	Description	Dimensions	List Price
1	7704NA	Armless Two Seater - Standard. Back	48.5 x 29.5 x 32	1814
2	7716	Armless Corner Unit - Standard. Back	38 x 38 x 32	2561 x 2
1	7725	Two Seater Bench	48.5 x 28 x 17.5	1309
1	7728	Square Single Seater Bench	24.5 x 29 x 17.5	894
1	7731	30" Square Laminate Coffee Table	30 x 30 x 17	885

SAMPLE LAYOUT TOTAL (Starting at Grade 1) \$10,024

RVR108 (Layout 8)



Qty	Model Number	Description	Dimensions	List Price
2	7708NAW3	Armless Three Seater - High Back w/ W3 Right Power/USB Module	75 x 29.5 x 41.5 upcharge	3440 x 2 635 x 2
2	7708NAW1	Armless Three Seater - High Back w/ W1 Left Power/USB Module	72.5 x 29.5 x 41.5 upcharge	3440 x 2 635 x 2
2	7745	16" Square Laminate Laptop Table	16 x 16 x 25.25	519 x 2

SAMPLE LAYOUT TOTAL (Starting at Grade 1) \$17,338

RVR109 (Layout 9)



Qty	Model Number	Description	Dimensions	List Price
2	7702	Lounge Chair - High Back w/Arms	29.5 x 29.5 x 41.5	1940 x 2
1	7708NAW1	Armless Three Seater - High Back w/ W1 Left Power/USB Module	72.5 x 29.5 x 41.5 upcharge	3440 635
1	7708NAW3	Armless Three Seater - High Back w/ W3 Right Power/USB Module	72.5 x 29.5 x 41.5 upcharge	3440 635
1	7733	Rectangular Laminate Coffee Table	40 x 20 x 17	890


SAMPLE LAYOUT TOTAL (Starting at Grade 1) \$12,920


RVR110 (Layout 10)

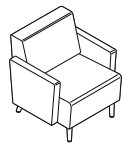


Qty	Model Number	Description	Dimensions	List Price
1	7705NAW3	Armless Two Seater - High Back w/ W3 Right Power/USB Module	48.5 x 29.5 x 41.5 upcharge	2223 635
1	7705NAW1	Armless Two Seater - High Back w/ W1 Left Power/USB Module	48.5 x 29.5 x 41.5 upcharge	2223 635
1	7708NA	Armless Three Seater - High Back	72.5 x 29.5 x 41.5	3440
1	7708NAW3	Armless Three Seater - High Back w/ W3 Right Power/USB Module	72.5 x 29.5 x 41.5 upcharge	3440 635
1	7708NAW1	Armless Three Seater - High Back w/ W1 Left Power/USB Module	72.5 x 29.5 x 41.5 upcharge	3440 635
2	7717	Armless Corner Unit - High Back	38 x 38. x 41.5	3243 x 2
3	7745	16" Square Laminate Laptop Table	16 x 16 x 25.25	519 x 3

SAMPLE LAYOUT TOTAL (Starting at Grade 1) \$25,349

DESCRIPTION	FEATURES	MODEL#	STANDARD FABRIC GRADES			
RVR111 (Layout 11) 		Qty	Model Number	Description	Dimensions	List Price
		2	7701NA	Armless One Seater - Standard Back	24.5 x 29.5 x 32	1162 x 2
		4	7710NA	Armless IS Curve - Two Seat - Standard Back	55 x 29.5 x 32	2096 x 4
		2	7743	18" Dia. Round Laminate Laptop Table	18 x 18 x 25.25	530 x 2
		2	PN2760NGS	27"h Narrow Credenza w/Sliding Glass Doors (See Desking price book for more information)	20 x 60 x 27	1564 x 2
SAMPLE LAYOUT TOTAL (Starting at Grade 1)						\$14,896

RVR112 (Layout 12) 		Qty	Model Number	Description	Dimensions	List Price
		2	7711NA	Armless IS Curve - Two Seater - High Back	55 x 29.5 x 41.5	2662 x 2
		6	7712NA	Armless IS Curve - Two Seater - Extended Back	55 x 29.5 x 47	2930 x 6
		1	7709NA	Armless Three Seater - Extended Back	72.5 x 29.5 x 47	3723
		2	7734	36"Dia - Round Laminate Coffee Table	36 x 36 x 17	1099 x 21099
SAMPLE LAYOUT TOTAL (Starting at Grade 1)						\$28,825



Lounge Chair - Standard Back w/Arms
 COM Yardage: 4
 Freight Class: 250
 Product Weight (lbs.): 56
 Cubic Feet Per Carton: 21.75

For Power/USB module please see electrical placement chart. No ganging hardware.


	1	2	3	4	5	6	7	8	9	10	11	12
7701	1692	1798	1882	2008	2187	2251	2408	2706	2850	3127	3504	3974

OVERALL DIMENSIONS			SEAT DIMENSIONS			BACK DIMENSIONS	
W	D	H	W	D	H	W	H
29.5	29.5	32	24	19	18	24	14

RTA 00



7701L (Left Arm)



7701R (Right Arm)


Lounge Chair - Standard w/One Arm
 COM Yardage: 3.25
 Freight Class: 250
 Product Weight (lbs.): 46
 Cubic Feet Per Carton: 21.75

For Power/USB module please see electrical placement chart. Includes ganging hardware (1 side).

	1	2	3	4	5	6	7	8	9	10	11	12
7701L	1430	1517	1585	1688	1833	1886	2013	2255	2372	2598	2904	3285
7701R	1430	1517	1585	1688	1833	1886	2013	2255	2372	2598	2904	3285

OVERALL DIMENSIONS			SEAT DIMENSIONS			BACK DIMENSIONS	
W	D	H	W	D	H	W	H
27	29.5	32	24	19	18	24	14

RTA 00




Armless Lounge Chair - Standard Back
 COM Yardage: 2.50
 Freight Class: 300
 Product Weight (lbs.): 36
 Cubic Feet Per Carton: 21.75



For Power/USB module please see electrical placement chart. Includes ganging hardware (2 sides).


	1	2	3	4	5	6	7	8	9	10	11	12
7701NA	1162	1229	1282	1361	1473	1513	1611	1797	1887	2060	2296	2590

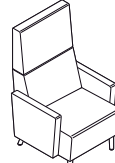
OVERALL DIMENSIONS			SEAT DIMENSIONS			BACK DIMENSIONS	
W	D	H	W	D	H	W	H
24.5	29.5	32	24	19	18	24	14

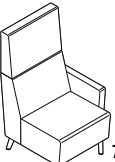
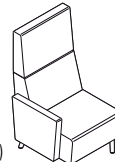
RTA 00

DESCRIPTION	FEATURES	MODEL#	STANDARD FABRIC GRADES												
			1	2	3	4	5	6	7	8	9	10	11	12	
 <p>Lounge Chair - High Back w/Arms COM Yardage: 4.50 Freight Class: 250 Product Weight (lbs.): 60 Cubic Feet Per Carton: 27.50</p>	<p>For Power/USB module please see electrical placement chart. No ganging hardware.</p>	7702	1940	2060	2155	2297	2498	2570	2746	3082	3244	3556	3980	4508	
		OVERALL DIMENSIONS			SEAT DIMENSIONS			BACK DIMENSIONS							
		W	D	H	W	D	H	W	H						
			29.5	29.5	41.5	24	19	18	24	24					
			RTA 00												

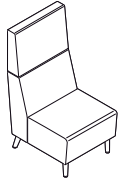
DESCRIPTION	FEATURES	MODEL#	STANDARD FABRIC GRADES											
			1	2	3	4	5	6	7	8	9	10	11	12
  <p>7702L (Left Arm) 7702R (Right Arm)</p> <p>Lounge Chair - High Back w/One Arm COM Yardage: 4.50 Freight Class: 250 Product Weight (lbs.): 60 Cubic Feet Per Carton: 27.50</p>	<p>For Power/USB module please see electrical placement chart. Includes ganging hardware (1 side).</p>	7702L	1677	1777	1856	1975	2142	2202	2349	2629	2764	3024	3377	3817
		7702R	1677	1777	1856	1975	2142	2202	2349	2629	2764	3024	3377	3817
		OVERALL DIMENSIONS			SEAT DIMENSIONS			BACK DIMENSIONS						
			W	D	H	W	D	H	W	H				
			29.5	29.5	41.5	24	19	18	24	24				
			RTA 00											

DESCRIPTION	FEATURES	MODEL#	STANDARD FABRIC GRADES												
			1	2	3	4	5	6	7	8	9	10	11	12	
 <p>Armless Lounge Chair - High Back COM Yardage: 3 Freight Class: 300 Product Weight (lbs.): 40 Cubic Feet Per Carton: 27.50</p>	<p>For Power/USB module please see electrical placement chart. Includes ganging hardware (2 sides).</p>	7702NA	1410	1490	1553	1648	1782	1830	1948	2172	2280	2488	2770	3123	
		OVERALL DIMENSIONS			SEAT DIMENSIONS			BACK DIMENSIONS							
		W	D	H	W	D	H	W	H						
			24.5	29.5	41.5	24	19	18	24	24					
			RTA 00												

DESCRIPTION	FEATURES	MODEL#	STANDARD FABRIC GRADES												
			1	2	3	4	5	6	7	8	9	10	11	12	
 <p>Lounge Chair - Extended Back w/Arms COM Yardage: 4.75 Freight Class: 250 Product Weight (lbs.): 64 Cubic Feet Per Carton: 31.50</p>	<p>For Power/USB module please see electrical placement chart. No ganging hardware.</p>	7703	2248	2373	2473	2623	2836	2912	3098	3453	3623	3952	4400	4958	
		OVERALL DIMENSIONS			SEAT DIMENSIONS			BACK DIMENSIONS							
		W	D	H	W	D	H	W	H						
			29.5	29.5	47	24	19	18	24	29					
			RTA 00												

DESCRIPTION	FEATURES	MODEL#	STANDARD FABRIC GRADES											
			1	2	3	4	5	6	7	8	9	10	11	12
  <p>7703L (Left Arm) 7703R (Right Arm)</p> <p>Lounge Chair - Extended Back w/One Arm COM Yardage: 3.25 Freight Class: 300 Product Weight (lbs.): 54 Cubic Feet Per Carton: 31.50</p>	<p>For Power/USB module please see electrical placement chart. Includes ganging hardware (1 side).</p>	7703L	1985	2091	2175	2301	2480	2544	2700	2999	3143	3420	3797	4267
		7703R	1985	2091	2175	2301	2480	2544	2700	2999	3143	3420	3797	4267
		OVERALL DIMENSIONS			SEAT DIMENSIONS			BACK DIMENSIONS						
			W	D	H	W	D	H	W	H				
			29.5	29.5	47	24	19	18	24	29				
			RTA 00											

DESCRIPTION FEATURES MODEL# STANDARD FABRIC GRADES




Armless Lounge Chair - Extended Back
 COM Yardage: 3.25
 Freight Class: 300
 Product Weight (lbs.): 44
 Cubic Feet Per Carton: 31.50

For Power/USB module please see electrical placement chart.
 Includes ganging hardware (2 sides).

MODEL#	1	2	3	4	5	6	7	8	9	10	11	12
7703NA	1718	1805	1873	1976	2121	2174	2301	2543	2660	2885	3192	3573

OVERALL DIMENSIONS			SEAT DIMENSIONS			BACK DIMENSIONS	
W	D	H	W	D	H	W	H
24.5	29.5	47	24	19	18	24	29

RTA 00




Two Seater - Standard Back w/Arms
 COM Yardage: 5.50
 Freight Class: 250
 Product Weight (lbs.): 91
 Cubic Feet Per Carton: 43

For Power/USB module please see electrical placement chart.
 No ganging hardware.

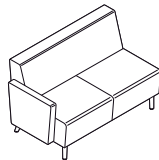
MODEL#	1	2	3	4	5	6	7	8	9	10	11	12
7704	2339	2484	2600	2773	3019	3108	3323	3734	3931	4312	4830	5476

OVERALL DIMENSIONS			SEAT DIMENSIONS			BACK DIMENSIONS	
W	D	H	W	D	H	W	H
53.5	29.5	32	48	19	18	48	14

RTA 00



7704L (Left Arm)



7704R (Right Arm)


Two Seater - Standard Back w/One Arm
 COM Yardage: 4.75
 Freight Class: 300
 Product Weight (lbs.): 81
 Cubic Feet Per Carton: 43

For Power/USB module please see electrical placement chart.
 Includes ganging hardware (1 side).

MODEL#	1	2	3	4	5	6	7	8	9	10	11	12
7704L	2081	2207	2307	2457	2670	2746	2932	3287	3457	3786	4234	4792
7704R	2081	2207	2307	2457	2670	2746	2932	3287	3457	3786	4234	4792

OVERALL DIMENSIONS			SEAT DIMENSIONS			BACK DIMENSIONS	
W	D	H	W	D	H	W	H
51	29.5	32	48	19	18	48	14

RTA 00



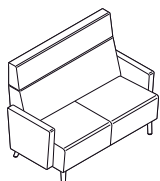
Armless Two Seater - Standard Back
 COM Yardage: 4.25
 Freight Class: 300
 Product Weight (lbs.): 71
 Cubic Feet Per Carton: 43

For Power/USB module please see electrical placement chart.
 Includes ganging hardware (2 sides).

MODEL#	1	2	3	4	5	6	7	8	9	10	11	12
7704NA	1814	1927	2017	2151	2341	2409	2575	2893	3046	3340	3741	4240

OVERALL DIMENSIONS			SEAT DIMENSIONS			BACK DIMENSIONS	
W	D	H	W	D	H	W	H
48.5	29.5	32	48	19	18	48	14

RTA 00




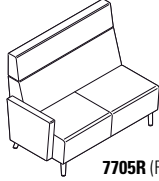
Two Seater - High Back w/Arms
 COM Yardage: 6.50
 Freight Class: 300
 Product Weight (lbs.): 97
 Cubic Feet Per Carton: 54


For Power/USB module please see electrical placement chart.
 No ganging hardware.

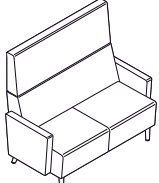
MODEL#	1	2	3	4	5	6	7	8	9	10	11	12
7705	2753	2926	3062	3268	3558	3663	3917	4402	4636	5086	5699	6462

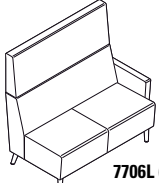
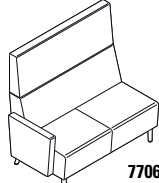
OVERALL DIMENSIONS			SEAT DIMENSIONS			BACK DIMENSIONS	
W	D	H	W	D	H	W	H
53.5	29.5	41.5	48	19	18	48	24


RTA 00

DESCRIPTION	FEATURES	MODEL#	STANDARD FABRIC GRADES											
			1	2	3	4	5	6	7	8	9	10	11	12
 7705L (Left Arm)	 7705R (Right Arm)		2490	2642	2763	2944	3201	3294	3518	3948	4155	4553	5095	5770
			2490	2642	2763	2944	3201	3294	3518	3948	4155	4553	5095	5770
Two Seater - High Back w/One Arm			For Power/USB module please see electrical placement chart. Includes ganging hardware (1 side).											
COM Yardage: 5.75 Freight Class: 300 Product Weight (lbs.): 87 Cubic Feet Per Carton: 54														
			OVERALL DIMENSIONS			SEAT DIMENSIONS			BACK DIMENSIONS					
			W	D	H	W	D	H	W	H				
			51	29.5	41.5	48	19	18	48	24				
			RTA 00											

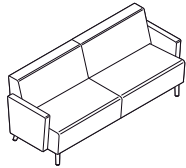
DESCRIPTION	FEATURES	MODEL#	STANDARD FABRIC GRADES											
			1	2	3	4	5	6	7	8	9	10	11	12
 7705NA			2223	2362	2473	2639	2873	2958	3163	3555	3744	4108	4602	5219
			2223	2362	2473	2639	2873	2958	3163	3555	3744	4108	4602	5219
Armless Two Seater - High Back			For Power/USB module please see electrical placement chart. Includes ganging hardware (2 sides).											
COM Yardage: 5.25 Freight Class: 300 Product Weight (lbs.): 77 Cubic Feet Per Carton: 54														
			OVERALL DIMENSIONS			SEAT DIMENSIONS			BACK DIMENSIONS					
			W	D	H	W	D	H	W	H				
			48.5	29.5	41.5	48	19	18	48	24				
			RTA 00											

DESCRIPTION	FEATURES	MODEL#	STANDARD FABRIC GRADES											
			1	2	3	4	5	6	7	8	9	10	11	12
 7706			2905	3091	3238	3459	3772	3885	4158	4681	4933	5418	6077	6899
			2905	3091	3238	3459	3772	3885	4158	4681	4933	5418	6077	6899
Two Seater - Extended Back w/Arms			For Power/USB module please see electrical placement chart. No ganging hardware.											
COM Yardage: 7 Freight Class: 300 Product Weight (lbs.): 102 Cubic Feet Per Carton: 62.75														
			OVERALL DIMENSIONS			SEAT DIMENSIONS			BACK DIMENSIONS					
			W	D	H	W	D	H	W	H				
			53.5	29.5	47	48	19	18	48	29				
			RTA 00											

DESCRIPTION	FEATURES	MODEL#	STANDARD FABRIC GRADES											
			1	2	3	4	5	6	7	8	9	10	11	12
 7706L (Left Arm)	 7706R (Right Arm)		2642	2807	2938	3136	3415	3515	3760	4227	4451	4885	5473	6207
			2642	2807	2938	3136	3415	3515	3760	4227	4451	4885	5473	6207
Two Seater - Extended Back w/One Arm			For Power/USB module please see electrical placement chart. Includes ganging hardware (1 side).											
COM Yardage: 6.25 Freight Class: 300 Product Weight (lbs.): 92 Cubic Feet Per Carton: 62.75														
			OVERALL DIMENSIONS			SEAT DIMENSIONS			BACK DIMENSIONS					
			W	D	H	W	D	H	W	H				
			51	29.5	47	48	19	18	48	29				
			RTA 00											

DESCRIPTION	FEATURES	MODEL#	STANDARD FABRIC GRADES											
			1	2	3	4	5	6	7	8	9	10	11	12
 7706NA			2374	2527	2648	2829	3086	3179	3403	3833	4040	4438	4980	5655
			2374	2527	2648	2829	3086	3179	3403	3833	4040	4438	4980	5655
Armless Two Seater - Extended Back			For Power/USB module please see electrical placement chart. Includes ganging hardware (2 sides).											
COM Yardage: 5.75 Freight Class: 300 Product Weight (lbs.): 82 Cubic Feet Per Carton: 62.75														
			OVERALL DIMENSIONS			SEAT DIMENSIONS			BACK DIMENSIONS					
			W	D	H	W	D	H	W	H				
			48.5	29.5	47	48	19	18	48	29				
			RTA 00											

DESCRIPTION FEATURES MODEL# STANDARD FABRIC GRADES



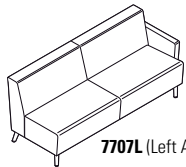
Three Seater - Standard Back w/Arms
 COM Yardage: 8.25
 Freight Class: 250
 Product Weight (lbs.): 133
 Cubic Feet Per Carton: 54

For Power/USB module please see electrical placement chart.
 No ganging hardware.

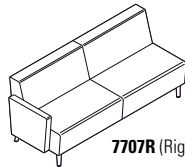
MODEL#	1	2	3	4	5	6	7	8	9	10	11	12
7707	3480	3697	3871	4132	4500	4633	4955	5572	5868	6440	7217	8186

OVERALL DIMENSIONS			SEAT DIMENSIONS			BACK DIMENSIONS	
W	D	H	W	D	H	W	H
77.5	29.5	32	72	19	18	72	14

RTA 00



7707L (Left Arm)



7707R (Right Arm)

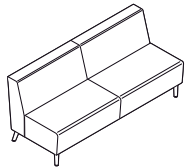
Three Seater - Standard Back w/One Arm
 COM Yardage: 7.75
 Freight Class: 250
 Product Weight (lbs.): 123
 Cubic Feet Per Carton: 54

For Power/USB module please see electrical placement chart.
 Includes ganging hardware (1 side).

MODEL#	1	2	3	4	5	6	7	8	9	10	11	12
7707L	3218	3422	3585	3830	4176	4301	4604	5183	5461	5999	6729	7639
7707R	3218	3422	3585	3830	4176	4301	4604	5183	5461	5999	6729	7639

OVERALL DIMENSIONS			SEAT DIMENSIONS			BACK DIMENSIONS	
W	D	H	W	D	H	W	H
75	29.5	32	72	19	18	72	14

RTA 00



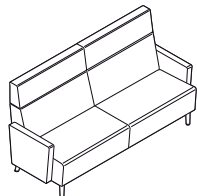
Armless Three Seater - Standard Back
 COM Yardage: 7
 Freight Class: 250
 Product Weight (lbs.): 113
 Cubic Feet Per Carton: 54

For Power/USB module please see electrical placement chart.
 Includes ganging hardware (2 sides).

MODEL#	1	2	3	4	5	6	7	8	9	10	11	12
7707NA	2950	3136	3283	3504	3817	3929	4203	4726	4978	5463	6122	6944

OVERALL DIMENSIONS			SEAT DIMENSIONS			BACK DIMENSIONS	
W	D	H	W	D	H	W	H
72.5	29.5	32	72	19	18	72	14

RTA 00



Three Seater - High Back w/Arms
 COM Yardage: 10.50
 Freight Class: 250
 Product Weight (lbs.): 139
 Cubic Feet Per Carton: 68

For Power/USB module please see electrical placement chart.
 No ganging hardware.

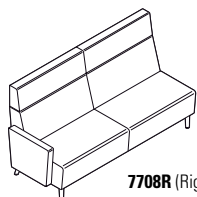
MODEL#	1	2	3	4	5	6	7	8	9	10	11	12
7708	3965	4241	4462	4794	5263	5432	5842	6627	7004	7732	8721	9954

OVERALL DIMENSIONS			SEAT DIMENSIONS			BACK DIMENSIONS	
W	D	H	W	D	H	W	H
77.5	29.5	41.5	72	19	18	72	24

RTA 00



7708L (Left Arm)



7708R (Right Arm)


Three Seater - High Back w/One Arm
 COM Yardage: 9.75
 Freight Class: 300
 Product Weight (lbs.): 129
 Cubic Feet Per Carton: 68

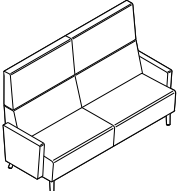
For Power/USB module please see electrical placement chart.
 Includes ganging hardware (1 side).


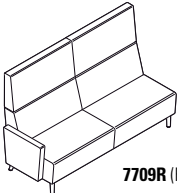
MODEL#	1	2	3	4	5	6	7	8	9	10	11	12
7708L	3708	3965	4170	4478	4914	5070	5451	6180	6530	7206	8124	9270
7708R	3708	3965	4170	4478	4914	5070	5451	6180	6530	7206	8124	9270


OVERALL DIMENSIONS			SEAT DIMENSIONS			BACK DIMENSIONS	
W	D	H	W	D	H	W	H
75	29.5	41.5	72	19	18	72	24

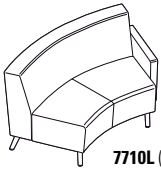
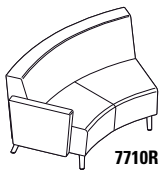
RTA 00

DESCRIPTION	FEATURES	MODEL#	STANDARD FABRIC GRADES												
			1	2	3	4	5	6	7	8	9	10	11	12	
 <p>Armless Three Seater - High Back COM Yardage: 9.25 Freight Class: 300 Product Weight (lbs.): 119 Cubic Feet Per Carton: 68</p>	<p>For Power/USB module please see electrical placement chart. Includes ganging hardware (2 sides).</p>	7708NA	3440	3685	3880	4172	4585	4734	5095	5787	6119	6760	7632	8718	
		OVERALL DIMENSIONS			SEAT DIMENSIONS			BACK DIMENSIONS							
		W	D	H	W	D	H	W	H						
			72.5	29.5	41.5	72	19	18	72	24					
			RTA 00												


DESCRIPTION	FEATURES	MODEL#	STANDARD FABRIC GRADES												
			1	2	3	4	5	6	7	8	9	10	11	12	
 <p>Three Seater - Extended Back w/Arms COM Yardage: 11 Freight Class: 300 Product Weight (lbs.): 144 Cubic Feet Per Carton: 78.75</p>	<p>For Power/USB module please see electrical placement chart. No ganging hardware.</p>	7709	4253	4544	4775	5123	5615	5791	6221	7043	7438	8201	9237	10529	
		OVERALL DIMENSIONS			SEAT DIMENSIONS			BACK DIMENSIONS							
		W	D	H	W	D	H	W	H						
			77.5	29.5	47	72	19	18	72	29					
			RTA 00												

DESCRIPTION	FEATURES	MODEL#	STANDARD FABRIC GRADES											
			1	2	3	4	5	6	7	8	9	10	11	12
 <p>7709L (Left Arm)</p>	 <p>7709R (Right Arm)</p>	7709L	3990	4267	4487	4819	5289	5457	5868	6652	7029	7757	8746	9979
		7709R	3990	4267	4487	4819	5289	5457	5868	6652	7029	7757	8746	9979
		OVERALL DIMENSIONS			SEAT DIMENSIONS			BACK DIMENSIONS						
W	D	H	W	D	H	W	H							
			75	29.5	47	72	19	18	72	29				
			RTA 00											

DESCRIPTION	FEATURES	MODEL#	STANDARD FABRIC GRADES												
			1	2	3	4	5	6	7	8	9	10	11	12	
 <p>Armless Three Seater - Extended Back COM Yardage: 9.75 Freight Class: 300 Product Weight (lbs.): 124 Cubic Feet Per Carton: 78.75</p>	<p>For Power/USB module please see electrical placement chart. Includes ganging hardware (2 sides).</p>	7709NA	3723	3980	4185	4493	4929	5085	5466	6195	6545	7221	8140	9285	
		OVERALL DIMENSIONS			SEAT DIMENSIONS			BACK DIMENSIONS							
		W	D	H	W	D	H	W	H						
			72.5	29.5	47	72	19	18	72	29					
			RTA 00												

DESCRIPTION	FEATURES	MODEL#	STANDARD FABRIC GRADES											
			1	2	3	4	5	6	7	8	9	10	11	12
 <p>7710L (Left Arm)</p>	 <p>7710R (Right Arm)</p>	7710L	2364	2504	2614	2780	3015	3099	3304	3696	3885	4249	4743	5360
		7710R	2364	2504	2614	2780	3015	3099	3304	3696	3885	4249	4743	5360
		OVERALL DIMENSIONS			SEAT DIMENSIONS			BACK DIMENSIONS						
W	D	H	W	D	H	W	H							
			57	29.5	32	42	19	18	51	14				
			RTA 00											

DESCRIPTION FEATURES MODEL# STANDARD FABRIC GRADES



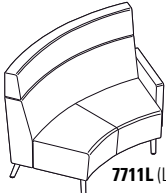
Armless IS Curve - Two Seat - Standard Back
 COM Yardage: 4.50
 Freight Class: 300
 Product Weight (lbs.): 78
 Cubic Feet Per Carton: 43

For Power/USB module please see electrical placement chart.
 Includes ganging hardware (2 sides).

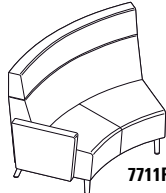
MODEL#	1	2	3	4	5	6	7	8	9	10	11	12
7710NA	2096	2215	2309	2452	2653	2725	2901	3237	3399	3711	4135	4663

OVERALL DIMENSIONS			SEAT DIMENSIONS			BACK DIMENSIONS	
W	D	H	W	D	H	W	H
55	29.5	32	42	19	18	51	14

RTA 00



7711L (Left Arm)



7711R (Right Arm)

IS Curve - Two Seater - High Back w/One Arm
 COM Yardage: 6.50
 Freight Class: 300
 Product Weight (lbs.): 94
 Cubic Feet Per Carton: 54

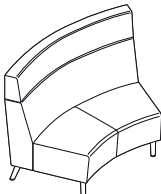
For Power/USB module please see electrical placement chart.
 Includes ganging hardware (1 side).

MODEL#	1	2	3	4	5	6	7	8	9	10	11	12
7711L	2930	3101	3238	3443	3734	3838	4092	4578	4812	5262	5874	6638

7711R	2930	3101	3238	3443	3734	3838	4092	4578	4812	5262	5874	6638
-------	------	------	------	------	------	------	------	------	------	------	------	------

OVERALL DIMENSIONS			SEAT DIMENSIONS			BACK DIMENSIONS	
W	D	H	W	D	H	W	H
57	29.5	41.5	42	19	18	51	24

RTA 00



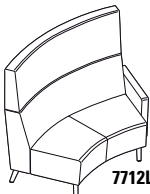
Armless IS Curve - Two Seater - High Back
 COM Yardage: 6
 Freight Class: 300
 Product Weight (lbs.): 84
 Cubic Feet Per Carton: 54

For Power/USB module please see electrical placement chart.
 Includes ganging hardware (2 sides).

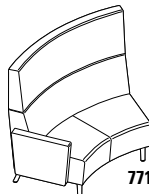
MODEL#	1	2	3	4	5	6	7	8	9	10	11	12
7711NA	2662	2821	2948	3137	3405	3502	3736	4185	4400	4816	5381	6086

OVERALL DIMENSIONS			SEAT DIMENSIONS			BACK DIMENSIONS	
W	D	H	W	D	H	W	H
55	29.5	41.5	42	19	18	51	24

RTA 00



7712L (Left Arm)



7712R (Right Arm)

IS Curve - Two Seater - Extended Back w/One Arm
 COM Yardage: 7
 Freight Class: 300
 Product Weight (lbs.): 99
 Cubic Feet Per Carton: 62.75

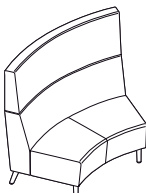
For Power/USB module please see electrical placement chart.
 Includes ganging hardware (1 side).

MODEL#	1	2	3	4	5	6	7	8	9	10	11	12
7712L	3197	3382	3529	3750	4063	4175	4449	4972	5223	5709	6368	7190

7712R	3197	3382	3529	3750	4063	4175	4449	4972	5223	5709	6368	7190
-------	------	------	------	------	------	------	------	------	------	------	------	------

OVERALL DIMENSIONS			SEAT DIMENSIONS			BACK DIMENSIONS	
W	D	H	W	D	H	W	H
57	29.5	47	42	19	18	51	29

RTA 00



Armless IS Curve - Two Seater - Extended Back
 COM Yardage: 6.75
 Freight Class: 29.5
 Product Weight (lbs.): 89
 Cubic Feet Per Carton: 6.75

For Power/USB module please see electrical placement chart.
 Includes ganging hardware (2 sides).

MODEL#	1	2	3	4	5	6	7	8	9	10	11	12
7712NA	2930	3108	3250	3463	3765	3873	4137	4641	4884	5352	5988	6780

OVERALL DIMENSIONS			SEAT DIMENSIONS			BACK DIMENSIONS	
W	D	H	W	D	H	W	H
55	29.5	47	42	19	18	51	29

RTA 00

DESCRIPTION	FEATURES	MODEL#	STANDARD FABRIC GRADES											
			1	2	3	4	5	6	7	8	9	10	11	12
<p>7713L (Left Arm)</p>	<p>7713R (Right Arm)</p>	7713L	2364	2504	2614	2780	3015	3099	3304	3696	3885	4249	4743	5360
		7713R	2364	2504	2614	2780	3015	3099	3304	3696	3885	4249	4743	5360
<p>OS Curve - Two Seater - Standard Back w/One Arm COM Yardage: 5.25 Freight Class: 300 Product Weight (lbs.): 82 Cubic Feet Per Carton: 43</p>			<p>For Power/USB module please see electrical placement chart. Includes ganging hardware (1 side).</p>			<p>OVERALL DIMENSIONS W D H</p>			<p>SEAT DIMENSIONS W D H</p>			<p>BACK DIMENSIONS W H</p>		
			54.5 29.5 32			48 19 18			36 14			<p>RTA 00</p>		

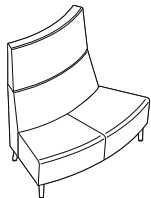
DESCRIPTION	FEATURES	MODEL#	STANDARD FABRIC GRADES											
			1	2	3	4	5	6	7	8	9	10	11	12
<p>7713NA</p>		7713NA	2096	2215	2309	2452	2653	2725	2901	3237	3399	3711	4135	4663
	<p>Armless OS Curve - Two Seater - Standard Back COM Yardage: 4.50 Freight Class: 300 Product Weight (lbs.): 72 Cubic Feet Per Carton: 43</p>			<p>For Power/USB module please see electrical placement chart. Includes ganging hardware (2 sides).</p>			<p>OVERALL DIMENSIONS W D H</p>			<p>SEAT DIMENSIONS W D H</p>			<p>BACK DIMENSIONS W H</p>	
			54. 29.5 32			48 19 18			36 14			<p>RTA 00</p>		

DESCRIPTION	FEATURES	MODEL#	STANDARD FABRIC GRADES											
			1	2	3	4	5	6	7	8	9	10	11	12
<p>7714L (Left Arm)</p>	<p>7714R (Right Arm)</p>	7714L	2763	2936	3072	3278	3568	3673	3927	4412	4646	5097	5709	6472
		7714R	2763	2936	3072	3278	3568	3673	3927	4412	4646	5097	5709	6472
<p>OS Curve - Two Seater - High Back w/One Arm COM Yardage: 6.50 Freight Class: 300 Product Weight (lbs.): 88 Cubic Feet Per Carton: 54</p>			<p>For Power/USB module please see electrical placement chart. Includes ganging hardware (1 side).</p>			<p>OVERALL DIMENSIONS W D H</p>			<p>SEAT DIMENSIONS W D H</p>			<p>BACK DIMENSIONS W H</p>		
			54.5 29.5 41.5			48 19 18			36 24			<p>RTA 00</p>		

DESCRIPTION	FEATURES	MODEL#	STANDARD FABRIC GRADES											
			1	2	3	4	5	6	7	8	9	10	11	12
<p>7714NA</p>		7714NA	2500	2658	2784	2974	3242	3339	3573	4021	4237	4653	5218	5923
	<p>Armless OS Curve - Two Seater - High Back COM Yardage: 6 Freight Class: 300 Product Weight (lbs.): 78 Cubic Feet Per Carton: 54</p>			<p>For Power/USB module please see electrical placement chart. Includes ganging hardware (2 sides).</p>			<p>OVERALL DIMENSIONS W D H</p>			<p>SEAT DIMENSIONS W D H</p>			<p>BACK DIMENSIONS W H</p>	
			54 29.5 41.5			48 19 18			36 24			<p>RTA 00</p>		

DESCRIPTION	FEATURES	MODEL#	STANDARD FABRIC GRADES											
			1	2	3	4	5	6	7	8	9	10	11	12
<p>7715L (Left Arm)</p>	<p>7715R (Right Arm)</p>	7715L	3016	3201	3349	3570	3883	3995	4269	4792	5043	5529	6188	7010
		7715R	3016	3201	3349	3570	3883	3995	4269	4792	5043	5529	6188	7010
<p>OS Curve - Two Seater - Extended Back w/One Arm COM Yardage: 7 Freight Class: 300 Product Weight (lbs.): 93 Cubic Feet Per Carton: 62.75</p>			<p>For Power/USB module please see electrical placement chart. Includes ganging hardware (1 side).</p>			<p>OVERALL DIMENSIONS W D H</p>			<p>SEAT DIMENSIONS W D H</p>			<p>BACK DIMENSIONS W H</p>		
			54.5 29.5 47			48 19 18			36 29			<p>RTA 00</p>		

DESCRIPTION FEATURES MODEL# STANDARD FABRIC GRADES



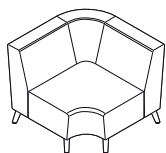
Armless OS Curve - Two Seater - Ext. High Back
 COM Yardage: 6.75
 Freight Class: 300
 Product Weight (lbs.): 83
 Cubic Feet Per Carton: 62.75

For Power/USB module please see electrical placement chart.
 Includes ganging hardware (2 sides).

MODEL#	1	2	3	4	5	6	7	8	9	10	11	12
7715NA	2748	2926	3068	3281	3583	3691	3955	4460	4702	5170	5806	6599

OVERALL DIMENSIONS			SEAT DIMENSIONS			BACK DIMENSIONS	
W	D	H	W	D	H	W	H
54	29.5	47	48	19	18	36	28

RTA 00



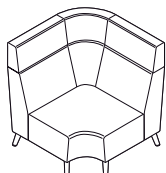
Armless Corner Unit - Standard Back
 COM Yardage: 5.50
 Freight Class: 300
 Product Weight (lbs.): 75
 Cubic Feet Per Carton: 49

For Power/USB module please see electrical placement chart.
 Includes ganging hardware (2 sides).

MODEL#	1	2	3	4	5	6	7	8	9	10	11	12
7716	2561	2707	2823	2997	3243	3331	3546	3957	4154	4536	5054	5700

OVERALL DIMENSIONS			SEAT DIMENSIONS			BACK DIMENSIONS	
W	D	H	W	D	H	W	H
38	38	32	24	19	18	24	14

RTA 00



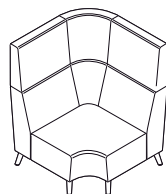
Armless Corner Unit - High Back
 COM Yardage: 7.75
 Freight Class: 300
 Product Weight (lbs.): 82
 Cubic Feet Per Carton: 49

For Power/USB module please see electrical placement chart.
 Includes ganging hardware (2 sides).

MODEL#	1	2	3	4	5	6	7	8	9	10	11	12
7717	3243	3447	3610	3855	4202	4326	4629	5208	5486	6024	6754	7664

OVERALL DIMENSIONS			SEAT DIMENSIONS			BACK DIMENSIONS	
W	D	H	W	D	H	W	H
38	38	41.5	24	19	18	24	24

RTA 00



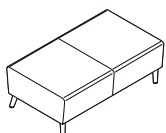
Armless Corner Unit - Extended Back
 COM Yardage: 8.5
 Freight Class: 300
 Product Weight (lbs.): 88
 Cubic Feet Per Carton: 49

For Power/USB module please see electrical placement chart.
 Includes ganging hardware (2 sides).

MODEL#	1	2	3	4	5	6	7	8	9	10	11	12
7718	3435	3659	3838	4106	4486	4623	4955	5590	5896	6485	7285	8284

OVERALL DIMENSIONS			SEAT DIMENSIONS			BACK DIMENSIONS	
W	D	H	W	D	H	W	H
38	38	47	24	19	18	24	29

RTA 00



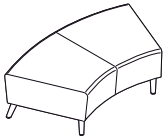
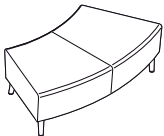
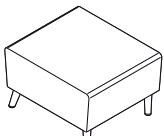
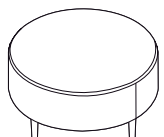
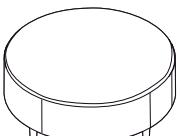
Two Seater Bench
 COM Yardage: 2.25
 Freight Class: 300
 Product Weight (lbs.): 41
 Cubic Feet Per Carton: 21.25

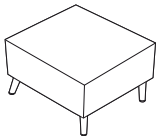
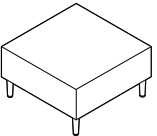
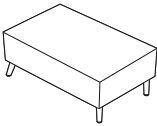
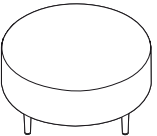
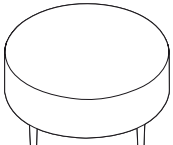
For Power/USB module please see electrical placement chart.
 Includes ganging hardware (2 sides).

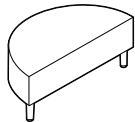
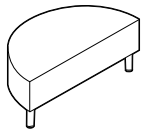
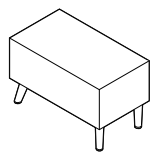
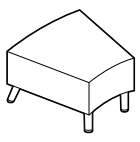

MODEL#	1	2	3	4	5	6	7	8	9	10	11	12
7725	1309	1370	1417	1488	1589	1625	1713	1881	1962	2118	2330	2594

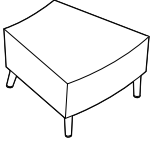
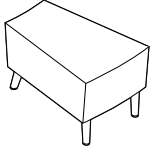
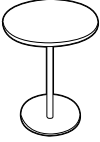
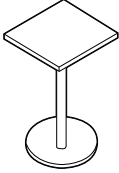
OVERALL DIMENSIONS			SEAT DIMENSIONS			BACK DIMENSIONS	
W	D	H	W	D	H	W	H
48.5	28	17.5					

RTA 00

DESCRIPTION	FEATURES	MODEL#	STANDARD FABRIC GRADES											
			1	2	3	4	5	6	7	8	9	10	11	12
 <p>IS Curve - Two Seater Bench COM Yardage: 3 Freight Class: 300 Product Weight (lbs.): 41 Cubic Feet Per Carton: 21.25</p>	<p>For Power/USB module please see electrical placement chart. Includes ganging hardware (2 sides).</p>	<p>7726</p>	1778	1858	1922	2016	2150	2199	2316	2540	2648	2856	3138	3491
			<p>OVERALL DIMENSIONS W D H</p>			<p>SEAT DIMENSIONS W D H</p>			<p>BACK DIMENSIONS W H</p>					
			54	28	17.5	<p>RTA 00</p>								
 <p>OS Curve - Two Seater Bench COM Yardage: 3 Freight Class: 300 Product Weight (lbs.): 41 Cubic Feet Per Carton: 21.25</p>	<p>For Power/USB module please see electrical placement chart. Includes ganging hardware (2 sides).</p>	<p>7727</p>	1778	1858	1922	2016	2150	2199	2316	2540	2648	2856	3138	3491
			<p>OVERALL DIMENSIONS W D H</p>			<p>SEAT DIMENSIONS W D H</p>			<p>BACK DIMENSIONS W H</p>					
			54	28	17.5	<p>RTA 00</p>								
 <p>Square Single Seater Bench COM Yardage: 1.75 Freight Class: 250 Product Weight (lbs.): 30 Cubic Feet Per Carton: 9.25</p>	<p>No Power/USB module. Includes ganging hardware (2 sides).</p>	<p>7728</p>	894	940	977	1033	1111	1139	1207	1338	1401	1522	1687	1893
			<p>OVERALL DIMENSIONS W D H</p>			<p>SEAT DIMENSIONS W D H</p>			<p>BACK DIMENSIONS W H</p>					
			24.5	28	17.5	<p>RTA 00</p>								
 <p>36" Dia. - Round Bench COM Yardage: 3 Freight Class: 250 Product Weight (lbs.): 46 Cubic Feet Per Carton: 18.25</p>	<p>No Power/USB module. No ganging hardware.</p>	<p>7729</p>	1314	1394	1458	1552	1686	1735	1852	2076	2184	2392	2674	3027
			<p>OVERALL DIMENSIONS W D H</p>			<p>SEAT DIMENSIONS W D H</p>			<p>BACK DIMENSIONS W H</p>					
			36	36	17.5	<p>RTA 00</p>								
 <p>42" Dia. - Round Bench COM Yardage: 3.25 Freight Class: 250 Product Weight (lbs.): 50 Cubic Feet Per Carton: 22</p>	<p>No Power/USB module. No ganging hardware.</p>	<p>7730</p>	1511	1597	1665	1768	1913	1965	2092	2335	2452	2677	2983	3365
			<p>OVERALL DIMENSIONS W D H</p>			<p>SEAT DIMENSIONS W D H</p>			<p>BACK DIMENSIONS W H</p>					
			42	42	17.5	<p>RTA 00</p>								

DESCRIPTION	FEATURES	MODEL#	STANDARD FABRIC GRADES											
			1	2	3	4	5	6	7	8	9	10	11	12
 30" Square Laminate Coffee Table COM Yardage: N/A Freight Class: 150 Product Weight (lbs.): 61 Cubic Feet Per Carton: 11.50	For Power/USB module please see electrical placement chart. No ganging hardware.	7731	885											
			OVERALL DIMENSIONS			SEAT DIMENSIONS			BACK DIMENSIONS					
			W	D	H	W	D	H	W	H				
			30	30	17									
			RTA 00											
 36" Square Laminate Coffee Table COM Yardage: N/A Freight Class: 150 Product Weight (lbs.): 85 Cubic Feet Per Carton: 16.50	For Power/USB module please see electrical placement chart. No ganging hardware.	7732	1006											
			OVERALL DIMENSIONS			SEAT DIMENSIONS			BACK DIMENSIONS					
			W	D	H	W	D	H	W	H				
			36	36	17									
			RTA 00											
 Rectangular Laminate Coffee Table COM Yardage: N/A Freight Class: 150 Product Weight (lbs.): 55 Cubic Feet Per Carton: 11.50	For Power/USB module please see electrical placement chart. No ganging hardware.	7733	890											
			OVERALL DIMENSIONS			SEAT DIMENSIONS			BACK DIMENSIONS					
			W	D	H	W	D	H	W	H				
			40	20	17									
			RTA 00											
 36" Dia. - Round Laminate Coffee Table COM Yardage: N/A Freight Class: 250 Product Weight (lbs.): 63 Cubic Feet Per Carton: 16.50	For Power/USB module please see electrical placement chart. No ganging hardware.	7734	1099											
			OVERALL DIMENSIONS			SEAT DIMENSIONS			BACK DIMENSIONS					
			W	D	H	W	D	H	W	H				
			36	36	17									
			RTA 00											
 42" Dia. - Round Laminate Coffee Table COM Yardage: N/A Freight Class: 250 Product Weight (lbs.): 85 Cubic Feet Per Carton: 22	For Power/USB module please see electrical placement chart. No ganging hardware.	7735	1201											
			OVERALL DIMENSIONS			SEAT DIMENSIONS			BACK DIMENSIONS					
			W	D	H	W	D	H	W	H				
			42	42	17									
			RTA 00											

DESCRIPTION	FEATURES	MODEL#	STANDARD FABRIC GRADES														
			1	2	3	4	5	6	7	8	9	10	11	12			
 <p>36" Half Round Laminate Coffee Table COM Yardage: N/A Freight Class: 400 Product Weight (lbs.): 37 Cubic Feet Per Carton: 8.50</p>	<p>For Power/USB module please see electrical placement chart. No ganging hardware.</p>	7736	778														
			OVERALL DIMENSIONS			SEAT DIMENSIONS			BACK DIMENSIONS								
			W	D	H	W	D	H	W	H							
			36	18	17												
			RTA 00														
 <p>42" Half Round Laminate Coffee Table COM Yardage: N/A Freight Class: 150 Product Weight (lbs.): 48 Cubic Feet Per Carton: 11.50</p>	<p>For Power/USB module please see electrical placement chart. No ganging hardware.</p>	7737	943														
			OVERALL DIMENSIONS			SEAT DIMENSIONS			BACK DIMENSIONS								
			W	D	H	W	D	H	W	H							
			42	21	17												
			RTA 00														
 <p>Rectangular Laminate End Table COM Yardage: N/A Freight Class: 125 Product Weight (lbs.): 34 Cubic Feet Per Carton: 5.50</p>	<p>For Power/USB module please see electrical placement chart. Includes ganging hardware (2 sides).</p>	7738	892														
			OVERALL DIMENSIONS			SEAT DIMENSIONS			BACK DIMENSIONS								
			W	D	H	W	D	H	W	H							
			15	26.5	17												
			RTA 00														
 <p>IS Curve Wide Wedge Laminate End Table COM Yardage: N/A Freight Class: 150 Product Weight (lbs.): 50 Cubic Feet Per Carton: 9.50</p>	<p>For Power/USB module please see electrical placement chart. Includes ganging hardware (2 sides).</p>	7739	1178														
			OVERALL DIMENSIONS			SEAT DIMENSIONS			BACK DIMENSIONS								
			W	D	H	W	D	H	W	H							
			27.25	26.5	17												
			RTA 00														
 <p>IS Curve Narrow Wedge Laminate End Table COM Yardage: N/A Freight Class: 150 Product Weight (lbs.): 34 Cubic Feet Per Carton: 6.50</p>	<p>For Power/USB module please see electrical placement chart. Includes ganging hardware (2 sides).</p>	7740	953														
			OVERALL DIMENSIONS			SEAT DIMENSIONS			BACK DIMENSIONS								
			W	D	H	W	D	H	W	H							
			18.25	26.5	17												
			RTA 00														

DESCRIPTION	FEATURES	MODEL#	STANDARD FABRIC GRADES														
			1	2	3	4	5	6	7	8	9	10	11	12			
 <p>OS Curve - Wide Wedge Laminate End Table COM Yardage: N/A Freight Class: 150 Product Weight (lbs.): 50 Cubic Feet Per Carton: 9.50</p>	For Power/USB module please see electrical placement chart. Includes ganging hardware (2 sides).	7741 1178															
			OVERALL DIMENSIONS W D H			SEAT DIMENSIONS W D H			BACK DIMENSIONS W H								
			27.25 26.5 17														
			RTA 00														
 <p>OS Curve - Narrow Wedge Laminate End Table COM Yardage: N/A Freight Class: 150 Product Weight (lbs.): 34 Cubic Feet Per Carton: 6.50</p>	For Power/USB module please see electrical placement chart. Includes ganging hardware (2 sides).	7742 953															
			OVERALL DIMENSIONS W D H			SEAT DIMENSIONS W D H			BACK DIMENSIONS W H								
			18.25 26.5 17														
			RTA 00														
 <p>18" Dia. Round Laminate Laptop Table COM Yardage: N/A Freight Class: 150 Product Weight (lbs.): 32 Cubic Feet Per Carton: 6</p>	No Power/USB module. No ganging hardware. Base only available in Black or Tungsten finish.	7743 530															
			OVERALL DIMENSIONS W D H			SEAT DIMENSIONS W D H			BACK DIMENSIONS W H								
			18 18 25.25														
			RTA 00														
 <p>16" Square Laminate Laptop Table COM Yardage: N/A Freight Class: 125 Product Weight (lbs.): 36 Cubic Feet Per Carton: 6</p>	No Power/USB module. No ganging hardware. Base only available in Black or Tungsten finish.	7745 519															
			OVERALL DIMENSIONS W D H			SEAT DIMENSIONS W D H			BACK DIMENSIONS W H								
			16 16 25.25														
			RTA 00														

RIVER HIGH TRAFFIC



Sample Layout

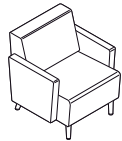
STANDARD FEATURES

- Please contact Customercare for product availability.
- River High Traffic models have all the same features and styling as River but are intended for High Traffic Applications. Please see series introduction page for more information.
- High Traffic (HT) units are rated at 350 lbs. active load per seat and 24/7 use. These units have the same puzzle box frame construction except that the framing wood is 1" thick, rotary cut, birch plywood and all arms, seat and back cushions are made with Ultracell Foam.
- High Traffic (HT) models are recommend to be specified in textiles that meet or exceed 100,000 double rubs for added abrasion performance.

OPTIONAL FEATURES

- For series optional features please refer back to series introduction page.

DESCRIPTION	FEATURES	MODEL#	STANDARD FABRIC GRADES											
			1	2	3	4	5	6	7	8	9	10	11	12



Lounge Chair - Standard Back w/Arms
 COM Yardage: 4
 Freight Class: 250
 Product Weight (lbs.): 56
 Cubic Feet Per Carton: 21.75


High Traffic model
 For Power/USB module please see electrical placement chart.
 No ganging hardware.

7751	1884	1990	2074	2200	2379	2443	2599	2898	3042	3319	3696	4166
-------------	------	------	------	------	------	------	------	------	------	------	------	------

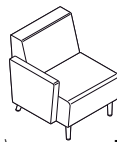
OVERALL DIMENSIONS			SEAT DIMENSIONS			BACK DIMENSIONS	
W	D	H	W	D	H	W	H

29.5	29.5	32	24	19	18	24	14
------	------	----	----	----	----	----	----

RTA 00



7751L (Left Arm)



7751R (Right Arm)

Lounge Chair - Standard w/One Arm
 COM Yardage: 3.25
 Freight Class: 250
 Product Weight (lbs.): 46
 Cubic Feet Per Carton: 21.75

High Traffic model
 For Power/USB module please see electrical placement chart.
 Includes ganging hardware (1 side).

	1	2	3	4	5	6	7	8	9	10	11	12
--	---	---	---	---	---	---	---	---	---	----	----	----


7751L	1637	1723	1791	1894	2039	2091	2218	2461	2578	2803	3110	3491
--------------	------	------	------	------	------	------	------	------	------	------	------	------

7751R	1637	1723	1791	1894	2039	2091	2218	2461	2578	2803	3110	3491
--------------	------	------	------	------	------	------	------	------	------	------	------	------

OVERALL DIMENSIONS			SEAT DIMENSIONS			BACK DIMENSIONS	
W	D	H	W	D	H	W	H

27	29.5	32	24	19	18	24	14
----	------	----	----	----	----	----	----

RTA 00



Armless Lounge Chair - Standard Back
 COM Yardage: 2.50
 Freight Class: 300
 Product Weight (lbs.): 36
 Cubic Feet Per Carton: 21.75

High Traffic model
 For Power/USB module please see electrical placement chart.
 Includes ganging hardware (2 sides).

	1	2	3	4	5	6	7	8	9	10	11	12
--	---	---	---	---	---	---	---	---	---	----	----	----


7751NA	1389	1455	1508	1587	1698	1739	1836	2023	2113	2286	2522	2815
---------------	------	------	------	------	------	------	------	------	------	------	------	------

OVERALL DIMENSIONS			SEAT DIMENSIONS			BACK DIMENSIONS	
W	D	H	W	D	H	W	H

24.5	29.5	32	24	19	18	24	14
------	------	----	----	----	----	----	----

RTA 00

DESCRIPTION FEATURES MODEL# STANDARD FABRIC GRADES



Lounge Chair - High Back w/Arms
 COM Yardage: 4.50
 Freight Class: 250
 Product Weight (lbs.): 60
 Cubic Feet Per Carton: 27.50

High Traffic model
 For Power/USB module please see electrical placement chart.
 No ganging hardware.

MODEL#	1	2	3	4	5	6	7	8	9	10	11	12
7752	2137	2257	2351	2494	2695	2767	2943	3279	3441	3753	4177	4705


OVERALL DIMENSIONS SEAT DIMENSIONS BACK DIMENSIONS
 W D H W D H W H

29.5	29.5	41.5	24	19	18	24	24
------	------	------	----	----	----	----	----

RTA 00



7752L (Left Arm)



7752R (Right Arm)

Lounge Chair - High Back w/One Arm
 COM Yardage: 4.50
 Freight Class: 250
 Product Weight (lbs.): 60
 Cubic Feet Per Carton: 27.50

High Traffic model
 For Power/USB module please see electrical placement chart.
 Includes ganging hardware (1 side)

MODEL#	1	2	3	4	5	6	7	8	9	10	11	12
7752L Left Arm	1889	1988	2067	2185	2353	2413	2560	2840	2975	3235	3588	4028
7752R Right Arm	1889	1988	2067	2185	2353	2413	2560	2840	2975	3235	3588	4028

OVERALL DIMENSIONS SEAT DIMENSIONS BACK DIMENSIONS
 W D H W D H W H

29.5	29.5	41.5	24	19	18	24	24
------	------	------	----	----	----	----	----

RTA 00



Armless Lounge Chair - High Back
 COM Yardage: 3
 Freight Class: 300
 Product Weight (lbs.): 40
 Cubic Feet Per Carton: 27.50

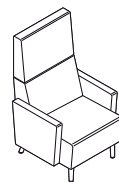
High Traffic model
 For Power/USB module please see electrical placement chart.
 Includes ganging hardware (2 sides).

MODEL#	1	2	3	4	5	6	7	8	9	10	11	12
7752NA	1642	1721	1784	1879	2013	2062	2179	2403	2511	2719	3001	3354

OVERALL DIMENSIONS SEAT DIMENSIONS BACK DIMENSIONS
 W D H W D H W H

24.5	29.5	41.5	24	19	18	24	24
------	------	------	----	----	----	----	----

RTA 00



Lounge Chair - Extended Back w/Arms
 COM Yardage: 4.75
 Freight Class: 250
 Product Weight (lbs.): 64
 Cubic Feet Per Carton: 31.50

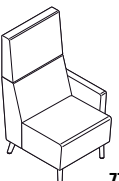
High Traffic model
 For Power/USB module please see electrical placement chart.
 No ganging hardware.

MODEL#	1	2	3	4	5	6	7	8	9	10	11	12
7753	2218	2343	2443	2593	2806	2882	3068	3423	3593	3923	4370	4928

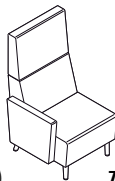
OVERALL DIMENSIONS SEAT DIMENSIONS BACK DIMENSIONS
 W D H W D H W H

29.5	29.5	47	24	19	18	24	29
------	------	----	----	----	----	----	----

RTA 00



7753L (Left Arm)



7753R (Right Arm)

Lounge Chair - Extended Back w/One Arm
 COM Yardage: 3.25
 Freight Class: 300
 Product Weight (lbs.): 54
 Cubic Feet Per Carton: 31.50

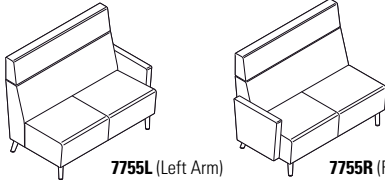
High Traffic model
 For Power/USB module please see electrical placement chart.
 Includes ganging hardware (1 side)


MODEL#	1	2	3	4	5	6	7	8	9	10	11	12
7753L Left Arm	1970	2077	2161	2287	2466	2530	2687	2986	3129	3407	3783	4253
7753R Right Arm	1970	2077	2161	2287	2466	2530	2687	2986	3129	3407	3783	4253


OVERALL DIMENSIONS SEAT DIMENSIONS BACK DIMENSIONS
 W D H W D H W H

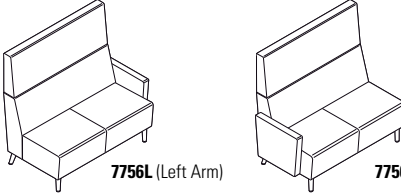
29.5	29.5	47	24	19	18	24	29
------	------	----	----	----	----	----	----


RTA 00

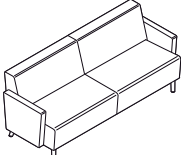
DESCRIPTION	FEATURES	MODEL#	STANDARD FABRIC GRADES											
			1	2	3	4	5	6	7	8	9	10	11	12
 <p>7755L (Left Arm) 7755R (Right Arm)</p> <p>Two Seater - High Back w/One Arm COM Yardage: 5.75 Freight Class: 300 Product Weight (lbs.): 87 Cubic Feet Per Carton: 54</p> <p>High Traffic model For Power/USB module please see electrical placement chart. Includes ganging hardware (1 side).</p>														
	2869	3022	3143	3325	3582	3674	3899	4328	4535	4934	5475	6150		
	2869	3022	3143	3325	3582	3674	3899	4328	4535	4934	5475	6150		
	OVERALL DIMENSIONS			SEAT DIMENSIONS			BACK DIMENSIONS							
	W	D	H	W	D	H	W	H						
	51	29.5	41.5	48	19	18	48	24						
	RTA 00													

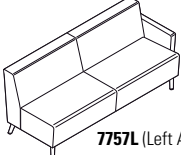
DESCRIPTION	FEATURES	MODEL#	STANDARD FABRIC GRADES											
			1	2	3	4	5	6	7	8	9	10	11	12
 <p>7755NA</p> <p>Armless Two Seater - High Back COM Yardage: 5.25 Freight Class: 300 Product Weight (lbs.): 77 Cubic Feet Per Carton: 54</p> <p>High Traffic model For Power/USB module please see electrical placement chart. Includes ganging hardware (2 sides).</p>														
	2622	2762	2872	3038	3273	3357	3562	3954	4143	4507	5002	5618		
	OVERALL DIMENSIONS			SEAT DIMENSIONS			BACK DIMENSIONS							
	W	D	H	W	D	H	W	H						
	48.5	29.5	41.5	48	19	18	48	24						
	RTA 00													

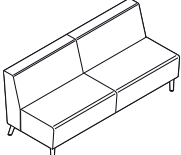
DESCRIPTION	FEATURES	MODEL#	STANDARD FABRIC GRADES											
			1	2	3	4	5	6	7	8	9	10	11	12
 <p>7756</p> <p>Two Seater - Extended Back w/Arms COM Yardage: 7 Freight Class: 300 Product Weight (lbs.): 102 Cubic Feet Per Carton: 62.75</p> <p>High Traffic model For Power/USB module please see electrical placement chart. No ganging hardware.</p>														
	3288	3473	3620	3841	4154	4266	4540	5063	5314	5800	6459	7281		
	OVERALL DIMENSIONS			SEAT DIMENSIONS			BACK DIMENSIONS							
	W	D	H	W	D	H	W	H						
	53.5	29.5	47	48	19	18	48	29						
	RTA 00													

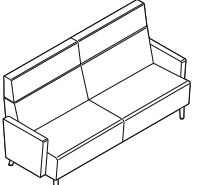
DESCRIPTION	FEATURES	MODEL#	STANDARD FABRIC GRADES											
			1	2	3	4	5	6	7	8	9	10	11	12
 <p>7756L (Left Arm) 7756R (Right Arm)</p> <p>Two Seater - Extended Back w/One Arm COM Yardage: 6.25 Freight Class: 300 Product Weight (lbs.): 92 Cubic Feet Per Carton: 62.75</p> <p>High Traffic model For Power/USB module please see electrical placement chart. Includes ganging hardware (1 side).</p>														
	3041	3206	3337	3535	3814	3915	4159	4626	4850	5284	5872	6606		
	3041	3206	3337	3535	3814	3915	4159	4626	4850	5284	5872	6606		
	OVERALL DIMENSIONS			SEAT DIMENSIONS			BACK DIMENSIONS							
	W	D	H	W	D	H	W	H						
	51	29.5	47	48	19	18	48	29						
	RTA 00													

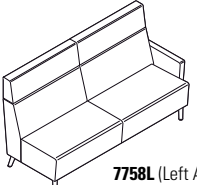
DESCRIPTION	FEATURES	MODEL#	STANDARD FABRIC GRADES											
			1	2	3	4	5	6	7	8	9	10	11	12
 <p>7756NA</p> <p>Armless Two Seater - Extended Back COM Yardage: 5.75 Freight Class: 300 Product Weight (lbs.): 82 Cubic Feet Per Carton: 62.75</p> <p>High Traffic model For Power/USB module please see electrical placement chart. Includes ganging hardware (2 sides).</p>														
	2793	2945	3066	3247	3504	3597	3821	4251	4458	4856	5398	6073		
	OVERALL DIMENSIONS			SEAT DIMENSIONS			BACK DIMENSIONS							
	W	D	H	W	D	H	W	H						
	48.5	29.5	47	48	19	18	48	29						
	RTA 00													


DESCRIPTION	FEATURES	MODEL#	STANDARD FABRIC GRADES													
			1	2	3	4	5	6	7	8	9	10	11	12		
 <p>Three Seater - Standard Back w/Arms COM Yardage: 8.25 Freight Class: 250 Product Weight (lbs.): 133 Cubic Feet Per Carton: 54</p>	<p>High Traffic model For Power/USB module please see electrical placement chart. No ganging hardware.</p>	7757	4238	4456	4630	4891	5259	5392	5714	6331	6627	7199	7976	8945		
		OVERALL DIMENSIONS			SEAT DIMENSIONS			BACK DIMENSIONS								
		W	D	H	W	D	H	W	H							
			77.5	29.5	32	72	19	18	72	14						
RTA 00																

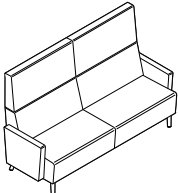
DESCRIPTION	FEATURES	MODEL#	STANDARD FABRIC GRADES													
			1	2	3	4	5	6	7	8	9	10	11	12		
 <p>7757L (Left Arm)</p> <p>Three Seater - Standard Back w/One Arm COM Yardage: 7.75 Freight Class: 250 Product Weight (lbs.): 123 Cubic Feet Per Carton: 54</p>	<p>High Traffic model For Power/USB module please see electrical placement chart. Includes ganging hardware (1 side).</p>	7757L	3990	4194	4357	4602	4949	5073	5376	5955	6233	6771	7501	8411		
		OVERALL DIMENSIONS			SEAT DIMENSIONS			BACK DIMENSIONS								
		W	D	H	W	D	H	W	H							
			75	29.5	32	72	19	18	72	14						
RTA 00																


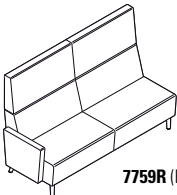
DESCRIPTION	FEATURES	MODEL#	STANDARD FABRIC GRADES													
			1	2	3	4	5	6	7	8	9	10	11	12		
 <p>Armless Three Seater - Standard Back COM Yardage: 7 Freight Class: 250 Product Weight (lbs.): 113 Cubic Feet Per Carton: 54</p>	<p>High Traffic model For Power/USB module please see electrical placement chart. Includes ganging hardware (2 sides).</p>	7757NA	3743	3928	4076	4297	4610	4722	4996	5519	5770	6256	6915	7737		
		OVERALL DIMENSIONS			SEAT DIMENSIONS			BACK DIMENSIONS								
		W	D	H	W	D	H	W	H							
			72.5	29.5	32	72	19	18	72	14						
RTA 00																


DESCRIPTION	FEATURES	MODEL#	STANDARD FABRIC GRADES													
			1	2	3	4	5	6	7	8	9	10	11	12		
 <p>Three Seater - High Back w/Arms COM Yardage: 10.50 Freight Class: 250 Product Weight (lbs.): 139 Cubic Feet Per Carton: 68</p>	<p>High Traffic model For Power/USB module please see electrical placement chart. No ganging hardware.</p>	7758	4884	5161	5381	5713	6183	6351	6761	7546	7923	8651	9640	10873		
		OVERALL DIMENSIONS			SEAT DIMENSIONS			BACK DIMENSIONS								
		W	D	H	W	D	H	W	H							
			77.5	29.5	41.5	72	19	18	72	24						
RTA 00																

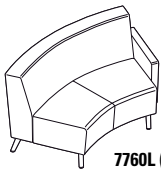
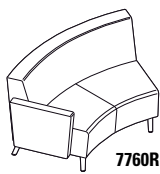
DESCRIPTION	FEATURES	MODEL#	STANDARD FABRIC GRADES													
			1	2	3	4	5	6	7	8	9	10	11	12		
 <p>7758L (Left Arm)</p> <p>Three Seater - High Back w/One Arm COM Yardage: 9.75 Freight Class: 300 Product Weight (lbs.): 129 Cubic Feet Per Carton: 68</p>	<p>High Traffic model For Power/USB module please see electrical placement chart. Includes ganging hardware (1 side).</p>	7758L	4642	4900	5105	5413	5849	6006	6387	7115	7465	8141	9060	10205		
		OVERALL DIMENSIONS			SEAT DIMENSIONS			BACK DIMENSIONS								
		W	D	H	W	D	H	W	H							
			75	29.5	41.5	72	19	18	72	24						
RTA 00																


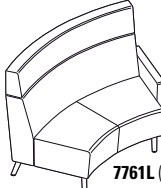
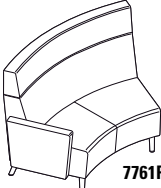

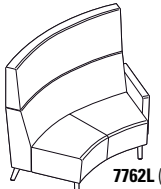
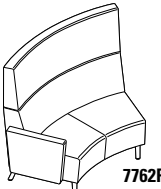
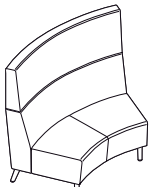
DESCRIPTION	FEATURES	MODEL#	STANDARD FABRIC GRADES													
			1	2	3	4	5	6	7	8	9	10	11	12		
 <p>Armless Three Seater - High Back COM Yardage: 9.25 Freight Class: 300 Product Weight (lbs.): 119 Cubic Feet Per Carton: 68</p>	<p>High Traffic model For Power/USB module please see electrical placement chart. Includes ganging hardware (2 sides).</p>	7758NA	4394	4638	4832	5125	5538	5687	6048	6739	7072	7713	8584	9671		
		OVERALL DIMENSIONS			SEAT DIMENSIONS			BACK DIMENSIONS								
		W	D	H	W	D	H	W	H							
			72.5	29.5	41.5	72	19	18	72	24						
			RTA 00													

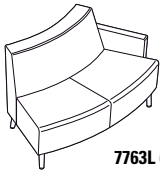

DESCRIPTION	FEATURES	MODEL#	STANDARD FABRIC GRADES													
			1	2	3	4	5	6	7	8	9	10	11	12		
 <p>Three Seater - Extended Back w/Arms COM Yardage: 11 Freight Class: 300 Product Weight (lbs.): 144 Cubic Feet Per Carton: 78.75</p>	<p>High Traffic model For Power/USB module please see electrical placement chart. No ganging hardware.</p>	7759	5081	5371	5602	5950	6441	6618	7048	7870	8265	9028	10064	11356		
		OVERALL DIMENSIONS			SEAT DIMENSIONS			BACK DIMENSIONS								
		W	D	H	W	D	H	W	H							
			77.5	29.5	47	72	19	18	72	29						
			RTA 00													


DESCRIPTION	FEATURES	MODEL#	STANDARD FABRIC GRADES													
			1	2	3	4	5	6	7	8	9	10	11	12		
 <p>7759L (Left Arm)</p>	 <p>7759R (Right Arm)</p>	7759L	4834	5112	5333	5664	6134	6302	6713	7497	7874	8602	9591	10825		
		OVERALL DIMENSIONS			SEAT DIMENSIONS			BACK DIMENSIONS								
		W	D	H	W	D	H	W	H							
			75	29.5	47	72	19	18	72	29						
			RTA 00													

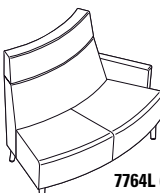
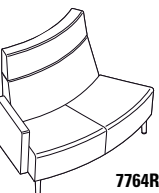
DESCRIPTION	FEATURES	MODEL#	STANDARD FABRIC GRADES													
			1	2	3	4	5	6	7	8	9	10	11	12		
 <p>Armless Three Seater - Extended Back COM Yardage: 9.75 Freight Class: 300 Product Weight (lbs.): 124 Cubic Feet Per Carton: 78.75</p>	<p>High Traffic model For Power/USB module please see electrical placement chart. Includes ganging hardware (2 sides).</p>	7759NA	4586	4843	5048	5356	5792	5948	6329	7058	7408	8084	9003	10148		
		OVERALL DIMENSIONS			SEAT DIMENSIONS			BACK DIMENSIONS								
		W	D	H	W	D	H	W	H							
			72.5	29.5	47	72	19	18	72	29						
			RTA 00													


DESCRIPTION	FEATURES	MODEL#	STANDARD FABRIC GRADES													
			1	2	3	4	5	6	7	8	9	10	11	12		
 <p>7760L (Left Arm)</p>	 <p>7760R (Right Arm)</p>	7760L	2869	3009	3119	3285	3520	3604	3809	4202	4390	4754	5249	5865		
		OVERALL DIMENSIONS			SEAT DIMENSIONS			BACK DIMENSIONS								
		W	D	H	W	D	H	W	H							
			57	29.5	32	42	19	18	51	14						
			RTA 00													

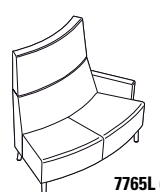
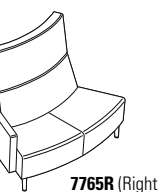
DESCRIPTION	FEATURES	MODEL#	STANDARD FABRIC GRADES												
			1	2	3	4	5	6	7	8	9	10	11	12	
 <p>Armless IS Curve - Two Seat - Standard Back COM Yardage: 4.50 Freight Class: 300 Product Weight (lbs.): 78 Cubic Feet Per Carton: 43</p>	<p>High Traffic model For Power/USB module please see electrical placement chart. Includes ganging hardware (2 sides).</p>	7760NA	2622	2742	2837	2979	3180	3252	3428	3764	3926	4238	4662	5190	
			OVERALL DIMENSIONS			SEAT DIMENSIONS			BACK DIMENSIONS						
			W	D	H	W	D	H	W	H					
			55	29.5	32	42	19	18	51	14					
			RTA 00												
 <p>7761L (Left Arm)</p>	 <p>7761R (Right Arm)</p>	<p>High Traffic model For Power/USB module please see electrical placement chart. Includes ganging hardware (1 side).</p>	7761L	3430	3601	3738	3944	4234	4338	4592	5078	5312	5762	6375	7138
				OVERALL DIMENSIONS			SEAT DIMENSIONS			BACK DIMENSIONS					
				W	D	H	W	D	H	W	H				
			57	29.5	41.5	42	19	18	51	24					
			RTA 00												
 <p>Armless IS Curve - Two Seater - High Back COM Yardage: 6 Freight Class: 300 Product Weight (lbs.): 84 Cubic Feet Per Carton: 54</p>	<p>High Traffic model For Power/USB module please see electrical placement chart. Includes ganging hardware (2 sides).</p>	7761NA	3182	3340	3466	3656	3924	4020	4255	4703	4919	5335	5900	6605	
			OVERALL DIMENSIONS			SEAT DIMENSIONS			BACK DIMENSIONS						
			W	D	H	W	D	H	W	H					
			55	29.5	41.5	42	19	18	51	24					
			RTA 00												
 <p>7762L (Left Arm)</p>	 <p>7762R (Right Arm)</p>	<p>High Traffic model For Power/USB module please see electrical placement chart. Includes ganging hardware (1 side).</p>	7762L	3713	3897	4045	4266	4579	4691	4965	5488	5739	6225	6884	7706
				OVERALL DIMENSIONS			SEAT DIMENSIONS			BACK DIMENSIONS					
				W	D	H	W	D	H	W	H				
			57	29.5	47	42	19	18	51	29					
			RTA 00												
 <p>Armless IS Curve - Two Seater - Extended Back COM Yardage: 6.75 Freight Class: 29.5 Product Weight (lbs.): 89 Cubic Feet Per Carton: 6.75</p>	<p>High Traffic model For Power/USB module please see electrical placement chart. Includes ganging hardware (2 sides).</p>	7762NA	3465	3644	3786	3999	4301	4409	4673	5178	5420	5888	6524	7317	
			OVERALL DIMENSIONS			SEAT DIMENSIONS			BACK DIMENSIONS						
			W	D	H	W	D	H	W	H					
			55	29.5	47	42	19	18	51	29					
			RTA 00												


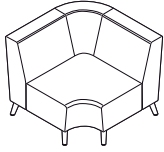
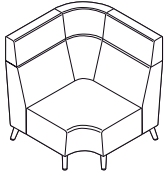
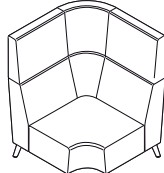
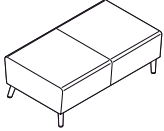
DESCRIPTION	FEATURES	MODEL#	STANDARD FABRIC GRADES											
			1	2	3	4	5	6	7	8	9	10	11	12
 <p>7763L (Left Arm)</p>	 <p>7763R (Right Arm)</p>													
		<p>7763L Left Arm</p>	2869	3009	3119	3285	3520	3604	3809	4202	4390	4754	5249	5865
		<p>7763R Right Arm</p>	2869	3009	3119	3285	3520	3604	3809	4202	4390	4754	5249	5865
OVERALL DIMENSIONS			SEAT DIMENSIONS			BACK DIMENSIONS								
<p>W D H</p>			<p>W D H</p>			<p>W H</p>								
54.5 29.5 32			48 19 18			36 14								
RTA 00														

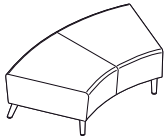
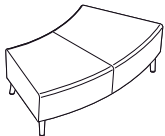
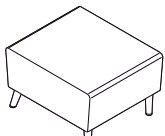
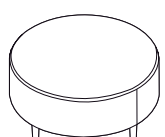

DESCRIPTION	FEATURES	MODEL#	STANDARD FABRIC GRADES											
			1	2	3	4	5	6	7	8	9	10	11	12
														
		<p>7763NA</p>	2622	2742	2837	2979	3180	3252	3428	3764	3926	4238	4662	5190
OVERALL DIMENSIONS			SEAT DIMENSIONS			BACK DIMENSIONS								
<p>W D H</p>			<p>W D H</p>			<p>W H</p>								
54 29.5 32			48 19 18			36 14								
RTA 00														

DESCRIPTION	FEATURES	MODEL#	STANDARD FABRIC GRADES											
			1	2	3	4	5	6	7	8	9	10	11	12
 <p>7764L (Left Arm)</p>	 <p>7764R (Right Arm)</p>													
		<p>7764L Left Arm</p>	3283	3454	3591	3796	4087	4191	4445	4931	5165	5615	6227	6991
		<p>7764R Right Arm</p>	3283	3454	3591	3796	4087	4191	4445	4931	5165	5615	6227	6991
OVERALL DIMENSIONS			SEAT DIMENSIONS			BACK DIMENSIONS								
<p>W D H</p>			<p>W D H</p>			<p>W H</p>								
54.5 29.5 41.5			48 19 18			36 24								
RTA 00														

DESCRIPTION	FEATURES	MODEL#	STANDARD FABRIC GRADES											
			1	2	3	4	5	6	7	8	9	10	11	12
														
		<p>7764NA</p>	3036	3194	3320	3510	3778	3875	4109	4557	4773	5189	5754	6459
OVERALL DIMENSIONS			SEAT DIMENSIONS			BACK DIMENSIONS								
<p>W D H</p>			<p>W D H</p>			<p>W H</p>								
54 29.5 41.5			48 19 18			36 24								
RTA 00														

DESCRIPTION	FEATURES	MODEL#	STANDARD FABRIC GRADES											
			1	2	3	4	5	6	7	8	9	10	11	12
 <p>7765L (Left Arm)</p>	 <p>7765R (Right Arm)</p>													
		<p>7765L Left Arm</p>	3546	3731	3879	4100	4413	4525	4799	5322	5573	6058	6718	7540
		<p>7765R Right Arm</p>	3546	3731	3879	4100	4413	4525	4799	5322	5573	6058	6718	7540
OVERALL DIMENSIONS			SEAT DIMENSIONS			BACK DIMENSIONS								
<p>W D H</p>			<p>W D H</p>			<p>W H</p>								
54.5 29.5 47			48 19 18			36 29								
RTA 00														

DESCRIPTION	FEATURES	MODEL#	STANDARD FABRIC GRADES											
			1	2	3	4	5	6	7	8	9	10	11	12
 <p>Armless OS Curve - Two Seater - Extended High Back COM Yardage: 6.75 Freight Class: 300 Product Weight (lbs.): 83 Cubic Feet Per Carton: 62.75</p>	<p>High Traffic model For Power/USB module please see electrical placement chart. Includes ganging hardware (2 sides).</p>	7765NA	3298	3476	3618	3831	4133	4241	4505	5010	5252	5720	6356	7149
		OVERALL DIMENSIONS			SEAT DIMENSIONS			BACK DIMENSIONS						
		W	D	H	W	D	H	W	H					
			54	29.5	47	48	19	18	36	28				
			RTA 00											
 <p>Armless Corner Unit - Standard Back COM Yardage: 5.50 Freight Class: 300 Product Weight (lbs.): 75 Cubic Feet Per Carton: 49</p>	<p>High Traffic model For Power/USB module please see electrical placement chart. Includes ganging hardware (2 sides).</p>	7766	3298	3443	3559	3733	3978	4067	4282	4693	4890	5272	5790	6436
		OVERALL DIMENSIONS			SEAT DIMENSIONS			BACK DIMENSIONS						
		W	D	H	W	D	H	W	H					
			38	38	32	24	19	18	24	14				
			RTA 00											
 <p>Armless Corner Unit - High Back COM Yardage: 7.75 Freight Class: 300 Product Weight (lbs.): 82 Cubic Feet Per Carton: 49</p>	<p>High Traffic model For Power/USB module please see electrical placement chart. Includes ganging hardware (2 sides).</p>	7767	4182	4386	4549	4794	5140	5265	5568	6147	6425	6963	7693	8603
		OVERALL DIMENSIONS			SEAT DIMENSIONS			BACK DIMENSIONS						
		W	D	H	W	D	H	W	H					
			38	38	41.5	24	19	18	24	24				
			RTA 00											
 <p>Armless Corner Unit - Extended Back COM Yardage: 8.5 Freight Class: 300 Product Weight (lbs.): 88 Cubic Feet Per Carton: 49</p>	<p>High Traffic model For Power/USB module please see electrical placement chart. Includes ganging hardware (2 sides).</p>	7768	4647	4872	5051	5320	5700	5836	6168	6803	7109	7698	8499	9497
		OVERALL DIMENSIONS			SEAT DIMENSIONS			BACK DIMENSIONS						
		W	D	H	W	D	H	W	H					
			38	38	47	24	19	18	24	29				
			RTA 00											
 <p>Two Seater Bench COM Yardage: 2.25 Freight Class: 300 Product Weight (lbs.): 41 Cubic Feet Per Carton: 21.25</p>	<p>High Traffic model For Power/USB module please see electrical placement chart. Includes ganging hardware (2 sides).</p>	7775	1612	1672	1719	1790	1891	1927	2015	2183	2264	2420	2632	2896
		OVERALL DIMENSIONS			SEAT DIMENSIONS			BACK DIMENSIONS						
		W	D	H	W	D	H	W	H					
			48.5	28	17.5									
			RTA 00											

DESCRIPTION	FEATURES	MODEL#	STANDARD FABRIC GRADES											
			1	2	3	4	5	6	7	8	9	10	11	12
 <p>IS Curve - Two Seater Bench COM Yardage: 3 Freight Class: 300 Product Weight (lbs.): 41 Cubic Feet Per Carton: 21.25</p>	<p>High Traffic model For Power/USB module please see electrical placement chart. Includes ganging hardware (2 sides).</p>	<p>7776</p>	2329	2409	2472	2567	2701	2750	2867	3091	3199	3407	3689	4042
			<p>OVERALL DIMENSIONS</p>			<p>SEAT DIMENSIONS</p>			<p>BACK DIMENSIONS</p>					
			W	D	H	W	D	H	W	H				
			54	28	17.5									
			<p>RTA 00</p>											
 <p>OS Curve - Two Seater Bench COM Yardage: 3 Freight Class: 300 Product Weight (lbs.): 41 Cubic Feet Per Carton: 21.25</p>	<p>High Traffic model For Power/USB module please see electrical placement chart. Includes ganging hardware (2 sides).</p>	<p>7777</p>	2329	2409	2472	2567	2701	2750	2867	3091	3199	3407	3689	4042
			<p>OVERALL DIMENSIONS</p>			<p>SEAT DIMENSIONS</p>			<p>BACK DIMENSIONS</p>					
			W	D	H	W	D	H	W	H				
			54	28	17.5									
			<p>RTA 00</p>											
 <p>Square Single Seater Bench COM Yardage: 1.75 Freight Class: 250 Product Weight (lbs.): 30 Cubic Feet Per Carton: 9.25</p>	<p>High Traffic model No Power/USB module. Includes ganging hardware (2 sides).</p>	<p>7778</p>	1041	1087	1124	1180	1258	1286	1354	1485	1548	1669	1834	2040
			<p>OVERALL DIMENSIONS</p>			<p>SEAT DIMENSIONS</p>			<p>BACK DIMENSIONS</p>					
			W	D	H	W	D	H	W	H				
			24.5	28	17.5									
			<p>RTA 00</p>											
 <p>36" Dia. - Round Bench COM Yardage: 3 Freight Class: 250 Product Weight (lbs.): 46 Cubic Feet Per Carton: 18.25</p>	<p>High Traffic model No Power/USB module. No ganging hardware.</p>	<p>7779</p>	1389	1468	1531	1626	1760	1808	1926	2150	2258	2466	2748	3101
			<p>OVERALL DIMENSIONS</p>			<p>SEAT DIMENSIONS</p>			<p>BACK DIMENSIONS</p>					
			W	D	H	W	D	H	W	H				
			36	36	17.5									
			<p>RTA 00</p>											
 <p>42" Dia. - Round Bench COM Yardage: 3.25 Freight Class: 250 Product Weight (lbs.): 50 Cubic Feet Per Carton: 22</p>	<p>High Traffic model No Power/USB module. No ganging hardware.</p>	<p>7780</p>	1627	1713	1781	1884	2029	2081	2208	2451	2568	2793	3099	3481
			<p>OVERALL DIMENSIONS</p>			<p>SEAT DIMENSIONS</p>			<p>BACK DIMENSIONS</p>					
			W	D	H	W	D	H	W	H				
			42	42	17.5									
			<p>RTA 00</p>											

SIRENA™



models 3371 Lounge Chairs, 3373 Two Seat Sofa, 3400 Coffee Table, and 3402 End Table



model 3371



model 3372CRTL

STANDARD FEATURES

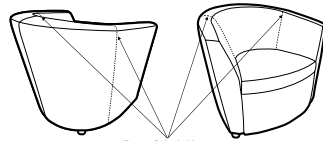
- Modern club style seating includes: lounge chair, two and three seat sofas.
- Complete with Modern tables for reception areas, meeting rooms, and private office use.
- Lounge seating distinctive round style feet are finished in Black Only.
- All models have fixed, non-removable seat cushions with arm height at 25" in the front.
- Casters are available on lounge chairs only. C1M casters are standard.
- The leather seat and front panel used on LF models is available in GLOBAL Grade 10 All Leather or Contract Leather (Grade 12). Please note leather models offer additional stitch details.
- When ordering models with tablet please specify for left hand or for right hand tablet. See models below.
- Laminate Tops, are 1 1/2" thick.
- Table legs are 1 1/2" steel tubing, tapered toward the bottom to 7/8", equipped with self-leveling, pivoting steel glides.



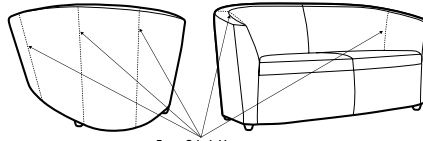
OPTIONAL FEATURES

- For additional Leather options please refer to the Textiles and Finishes section. When ordering, please specify both a Fabric color and Leather color. For example, Match (Grade 2 Fabric) with Prescott Leather (Grade 12). Not available in Jenny, Match, Pebbles, and Station.
- Laminate tables, tablets and book shelves are offered in the following laminate finishes: Absolute Acajou (ACJ), Asian Night (ASN), Avant Cherry (AWC), Avant Honey (AWH), Dark Espresso (DES), Hayden Grey (Taupe) (HGT), Shaker Cherry (SKC), Tiger Mahogany (TMA), Tiger Maple (TMP), Tiger Walnut (TWL), White (WHT), White Chocolate (WCH) and Winter Cherry (WCR). Please Specify.
- MDF tops are 2/4" thick and feature a refined edge with a round triangular profile and an epoxy finish.
- MDF Table tops, tablets and book shelves are also offered in Charcoal (CHR), Platinum (PLT), or White (WHT). Please specify.
- Table legs are available in Tungestn (TUN), Charcoal (CHR), Black (BLK) at no upcharge. Not available in Chrome.

STITCH DETAIL WHEN UPHOLSTERED IN ALL LEATHER - ILLUSTRATIONS BELOW



Lounge Chair



Two and Three Seater Sofas

SAMPLE LAYOUTS



Lounge Chair Fabric
COM Yardage: 4.25
Freight Class: 250
Product Weight (lbs.): 52
Cubic Feet Per Carton: 19.25

	1	2	3	4	5	6	7	8	9	10	11	12
3371	-	1112	1192	1311	1480	1544	1692	1971	2110	2368	2728	3172

OVERALL DIMENSIONS			SEAT DIMENSIONS			BACK DIMENSIONS	
W	D	H	W	D	H	W	H
30.5	29.5	28.5	20	20	17.5	19	11.5

RTA 00



















Lounge Chair w/Casters
COM Yardage: 4.25
Freight Class: 250
Product Weight (lbs.): 52
Cubic Feet Per Carton: 19.25









	1	2	3	4	5	6	7	8	9	10	11	12
3371C	-	1196	1281	1405	1584	1651	1806	2098	2245	2516	2893	3358







OVERALL DIMENSIONS			SEAT DIMENSIONS			BACK DIMENSIONS	
W	D	H	W	D	H	W	H
30.5	29.5	29.5	20	20	17.5	19	11.5








RTA 00








DESCRIPTION	FEATURES	MODEL#	STANDARD FABRIC GRADES											
			1	2	3	4	5	6	7	8	9	10	11	12
 <p>3371LTL</p> <p>Lounge Chair w/Laminate Tablet COM Yardage: 4.25 Freight Class: 250 Product Weight (lbs.): 58 Cubic Feet Per Carton: 19.25</p>	 <p>3371RTL</p>	3371LTL 3371RTL	-	1605	1688	1814	1991	2058	2213	2506	2653	2923	3302	3767
			OVERALL DIMENSIONS W D H			SEAT DIMENSIONS W D H			BACK DIMENSIONS W H					
			32.5	29.5	28.5	20	20	17.5	19	11.5				
			RTA 00											
 <p>3371CLTL</p> <p>Lounge Chair w/Casters & Laminate Tablet COM Yardage: 4.25 Freight Class: 150 Product Weight (lbs.): 62 Cubic Feet Per Carton: 19.25</p>	 <p>3371CRTL</p>	3371CLTL 3371CRTL	-	1698	1782	1907	2084	2151	2308	2598	2746	3016	3395	3860
			OVERALL DIMENSIONS W D H			SEAT DIMENSIONS W D H			BACK DIMENSIONS W H					
			32	29.5	29.5	20	20	17.5	19	11.5				
			RTA 00											
 <p>3371LTM</p> <p>Lounge Chair w/MDF Tablet COM Yardage: 4.25 Freight Class: 250 Product Weight (lbs.): 58 Cubic Feet Per Carton: 19.25</p>	 <p>3371RTM</p>	3371LTM 3371RTM	-	1859	1943	2069	2246	2313	2469	2760	2908	3177	3556	4022
			OVERALL DIMENSIONS W D H			SEAT DIMENSIONS W D H			BACK DIMENSIONS W H					
			32.5	29.5	28.5	20	20	17.5	19	11.5				
			RTA 00											
 <p>3371CLTM</p> <p>Lounge Chair w/Casters & MDF Tablet COM Yardage: 4.25 Freight Class: 150 Product Weight (lbs.): 62 Cubic Feet Per Carton: 19.25</p>	 <p>3371CRTM</p>	3371CLTM 3371CRTM	-	1954	2038	2164	2341	2408	2564	2855	3002	3273	3652	4117
			OVERALL DIMENSIONS W D H			SEAT DIMENSIONS W D H			BACK DIMENSIONS W H					
			32	29.5	29.5	20	20	17.5	19	11.5				
			RTA 00											
 <p>Lounge Chair COM Yardage: 4.25 Freight Class: 250 Product Weight (lbs.): 52 Cubic Feet Per Carton: 19.25</p>			1/L	2/L	3/L	4/L	5/L	6/L	7/L	8/L	9/L	10/L	11/L	12/L
	OVERALL DIMENSIONS W D H			SEAT DIMENSIONS W D H			BACK DIMENSIONS W H							
			30.5	29.5	28.5	20	20	17.5	19	11.5				
			RTA 00											





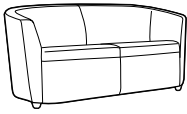
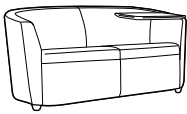
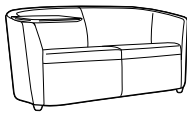
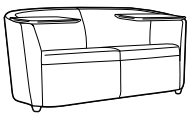
DESCRIPTION	FEATURES	MODEL#	STANDARD FABRIC GRADES												
			1/L	2/L	3/L	4/L	5/L	6/L	7/L	8/L	9/L	10/L	11/L	12/L	
		3371CLF Leather/Fabric	-	1548	1632	1758	1935	2002	2157	2450	2596	2867	3244	3709	
			OVERALL DIMENSIONS			SEAT DIMENSIONS			BACK DIMENSIONS						
			W	D	H	W	D	H	W	H					
Lounge Chair w/Casters COM Yardage: 4.25 Freight Class: 250 Product Weight (lbs.): 52 Cubic Feet Per Carton: 19.25			RTA 00												
		3371LFLTL 3371LFRTL Leather/Fabric	-	1935	2018	2144	2321	2388	2544	2838	2983	3255	3632	4097	
			OVERALL DIMENSIONS			SEAT DIMENSIONS			BACK DIMENSIONS						
			W	D	H	W	D	H	W	H					
Lounge Chair w/Laminate Tablet COM Yardage: 4.25 Freight Class: 250 Product Weight (lbs.): 58 Cubic Feet Per Carton: 19.25			RTA 00												
		3371CLFRTL 3371CLFRTL Leather/Fabric	-	1935	2018	2144	2321	2388	2544	2838	2983	3255	3632	4097	
			OVERALL DIMENSIONS			SEAT DIMENSIONS			BACK DIMENSIONS						
			W	D	H	W	D	H	W	H					
Lounge Chair w/Casters & Laminate Tablet COM Yardage: 4.25 Freight Class: 150 Product Weight (lbs.): 62 Cubic Feet Per Carton: 19.25			RTA 00												
		3371LFLTM 3371LFRTM Leather/Fabric	-	2189	2273	2400	2576	2643	2799	3091	3237	3509	3887	4352	
			OVERALL DIMENSIONS			SEAT DIMENSIONS			BACK DIMENSIONS						
			W	D	H	W	D	H	W	H					
Lounge Chair w/MDF Tablet COM Yardage: 4.25 Freight Class: 250 Product Weight (lbs.): 58 Cubic Feet Per Carton: 19.25			RTA 00												
		3371CLFLTM 3371CLFRM Leather/Fabric	-	2285	2367	2494	2670	2737	2893	3186	3331	3604	3981	4446	
			OVERALL DIMENSIONS			SEAT DIMENSIONS			BACK DIMENSIONS						
			W	D	H	W	D	H	W	H					
Lounge Chair w/Casters & MDF Tablet COM Yardage: 4.25 Freight Class: 150 Product Weight (lbs.): 62 Cubic Feet Per Carton: 19.25			RTA 00												

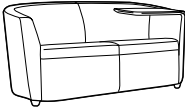
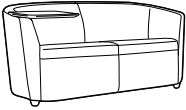
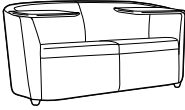
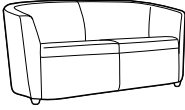
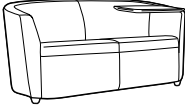
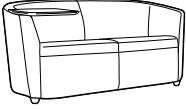
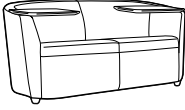
DESCRIPTION	FEATURES	MODEL#	STANDARD FABRIC GRADES													
			1	2	3	4	5	6	7	8	9	10	11	12		
 <p>Lounge Chair COM Yardage: 4.25 Freight Class: 250 Product Weight (lbs.): 52 Cubic Feet Per Carton: 19.25</p>		3371LM	-	-	-	-	1507	-	-	2014	2171	2424	2805	3263		
			OVERALL DIMENSIONS			SEAT DIMENSIONS			BACK DIMENSIONS							
			W	D	H	W	D	H	W	H						
			30.5	29.5	28.5	20	20	17.5	19	11.5						
			RTA 00													
 <p>Lounge Chair w/Casters COM Yardage: 4.25 Freight Class: 250 Product Weight (lbs.): 52 Cubic Feet Per Carton: 19.25</p>		3371CLM	-	-	-	-	1594	-	-	2110	2269	2527	2917	3384		
			OVERALL DIMENSIONS			SEAT DIMENSIONS			BACK DIMENSIONS							
			W	D	H	W	D	H	W	H						
			30.5	29.5	29.5	20	20	17.5	19	11.5						
			RTA 00													
 <p>3371LMLTL</p> <p>Lounge Chair w/Laminate Tablet COM Yardage: 4.25 Freight Class: 250 Product Weight (lbs.): 58 Cubic Feet Per Carton: 20.25</p>	 <p>3371LMRTL</p>															
				OVERALL DIMENSIONS			SEAT DIMENSIONS			BACK DIMENSIONS						
				W	D	H	W	D	H	W	H					
				32.5	29.5	28.5	20	20	17.5	19	11.5					
			RTA 00													
 <p>3371CLMLTL</p> <p>Lounge Chair w/Casters & Laminate Tablet COM Yardage: 4.25 Freight Class: 150 Product Weight (lbs.): 62 Cubic Feet Per Carton: 19.25</p>	 <p>3371CLMRTL</p>															
				OVERALL DIMENSIONS			SEAT DIMENSIONS			BACK DIMENSIONS						
				W	D	H	W	D	H	W	H					
				32	29.5	29.5	20	20	17.5	19	11.5					
			RTA 00													
 <p>3371LMLTM</p> <p>Lounge Chair w/MDF Tablet COM Yardage: 4.25 Freight Class: 250 Product Weight (lbs.): 58 Cubic Feet Per Carton: 20.25</p>	 <p>3371LMRTM</p>															
				OVERALL DIMENSIONS			SEAT DIMENSIONS			BACK DIMENSIONS						
				W	D	H	W	D	H	W	H					
				32.5	29.5	28.5	20	20	17.5	19	11.5					
			RTA 00													

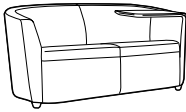
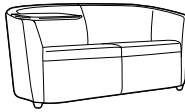
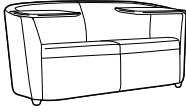
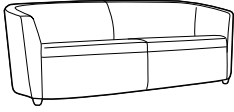
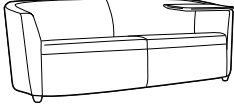
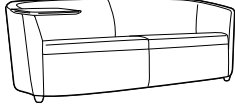
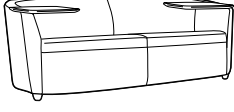
DESCRIPTION	FEATURES	MODEL#	STANDARD FABRIC GRADES											
			1	2	3	4	5	6	7	8	9	10	11	12
 <p>3371CLMLTM</p> <p>Lounge Chair w/Casters & MDF Tablet COM Yardage: 4.25 Freight Class: 150 Product Weight (lbs.): 62 Cubic Feet Per Carton: 19.25</p>	 <p>3371CLMRTM</p>	3371CLMLTM 3371CLMRTM Leather/Mock Leather	-	-	-	-	2332	-	-	2847	3006	3264	3655	4121
		OVERALL DIMENSIONS W D H			SEAT DIMENSIONS W D H			BACK DIMENSIONS W H						
			32	29.5	29.5	20	20	17.5	19	11.5				
			RTA 00											
 <p>Lounge Chair w/Laminate Book Shelf COM Yardage: 4.25 Freight Class: 250 Product Weight (lbs.): 55 Cubic Feet Per Carton: 19.25</p>		3372	-	1482	1562	1681	1850	1914	2062	2341	2480	2738	3098	3542
	OVERALL DIMENSIONS W D H			SEAT DIMENSIONS W D H			BACK DIMENSIONS W H							
			30.5	29.5	28.5	20	20	17.5	19	11.5				
			RTA 00											
 <p>Lounge Chair w/Casters & Laminate Book Shelf COM Yardage: 4.25 Freight Class: 250 Product Weight (lbs.): 55 Cubic Feet Per Carton: 19.25</p>		3372C	-	1624	1704	1823	1992	2056	2204	2483	2622	2880	3240	3684
	OVERALL DIMENSIONS W D H			SEAT DIMENSIONS W D H			BACK DIMENSIONS W H							
			30.5	29.5	28.5	20	20	17.5	19	11.5				
			RTA 00											
 <p>Lounge Chair w/MDF Book Shelf COM Yardage: 4.25 Freight Class: 250 Product Weight (lbs.): 50 Cubic Feet Per Carton: 19.25</p>		3372M	-	1857	1938	2057	2226	2290	2437	2716	2855	3115	3473	3917
	OVERALL DIMENSIONS W D H			SEAT DIMENSIONS W D H			BACK DIMENSIONS W H							
			30.5	29.5	28.5	20	20	17.5	19	11.5				
			RTA 00											
 <p>Lounge Chair w/Casters & MDF Book Shelf COM Yardage: 4.25 Freight Class: 250 Product Weight (lbs.): 50 Cubic Feet Per Carton: 19.25</p>		3372CM	-	1953	2033	2152	2321	2385	2533	2812	2951	3210	3568	4012
	OVERALL DIMENSIONS W D H			SEAT DIMENSIONS W D H			BACK DIMENSIONS W H							
			30.5	29.5	28.5	20	20	17.5	19	11.5				
			RTA 00											

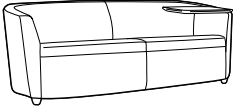
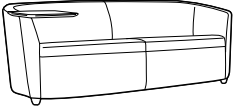
DESCRIPTION	FEATURES	MODEL#	STANDARD FABRIC GRADES											
			1	2	3	4	5	6	7	8	9	10	11	12
 3372LTL	 3372RTL	3372LTL 3372RTL	-	1932	2012	2131	2300	2364	2512	2791	2930	3188	3548	3992
			OVERALL DIMENSIONS W D H			SEAT DIMENSIONS W D H			BACK DIMENSIONS W H					
Lounge Chair w/Laminate Tablet/Book Shelf COM Yardage: 4.25 Freight Class: 250 Product Weight (lbs.): 66 Cubic Feet Per Carton: 19.25			<div style="text-align: center;">RTA 00</div>											
 3372CLTL	 3372CRTL	3372CLTL 3372CRTL	-	2027	2107	2226	2395	2459	2607	2886	3025	3284	3643	4087
			OVERALL DIMENSIONS W D H			SEAT DIMENSIONS W D H			BACK DIMENSIONS W H					
Lounge Chair w/ Casters & Laminate Tablet/Book Shelf COM Yardage: 4.25 Freight Class: 250 Product Weight (lbs.): 66 Cubic Feet Per Carton: 19.25			<div style="text-align: center;">RTA 00</div>											
 3372LTM	 3372RTM	3372LTM 3372RTM	-	2516	2596	2715	2884	2948	3096	3375	3514	3772	4132	4576
			OVERALL DIMENSIONS W D H			SEAT DIMENSIONS W D H			BACK DIMENSIONS W H					
Lounge Chair w/MDF Tablet/Book Shelf COM Yardage: 4.25 Freight Class: 250 Product Weight (lbs.): 61 Cubic Feet Per Carton: 19.25			<div style="text-align: center;">RTA 00</div>											
 3372CLTM	 3372CRTM	3372CLTM 3372CRTM	-	2611	2691	2810	2979	3043	3191	3470	3609	3868	4227	4671
			OVERALL DIMENSIONS W D H			SEAT DIMENSIONS W D H			BACK DIMENSIONS W H					
Lounge Chair w/ Casters & MDF Tablet/Book Shelf COM Yardage: 4.25 Freight Class: 250 Product Weight (lbs.): 61 Cubic Feet Per Carton: 19.25			<div style="text-align: center;">RTA 00</div>											
 3372LM			-	-	-	-	1872	-	-	2363	2515	2761	3133	3577
	Lounge Chair w/Laminate Book Shelf COM Yardage: 4.25 Freight Class: 250 Product Weight (lbs.): 55 Cubic Feet Per Carton: 19.25			Leather/Mock Leather <div style="text-align: center;">RTA 00</div>										

DESCRIPTION	FEATURES	MODEL#	STANDARD FABRIC GRADES											
			1	2	3	4	5	6	7	8	9	10	11	12
 <p>Lounge Chair w/Casters & Laminate Book Shelf COM Yardage: 4.25 Freight Class: 250 Product Weight (lbs.): 55 Cubic Feet Per Carton: 19.25</p>		3372CLM	-	-	-	-	1968	-	-	2459	2611	2857	3229	3673
			OVERALL DIMENSIONS			SEAT DIMENSIONS			BACK DIMENSIONS					
			W	D	H	W	D	H	W	H				
			30.5	29.5	28.5	20	20	17.5	19	11.5				
 <p>Lounge Chair w/MDF Book Shelf COM Yardage: 4.25 Freight Class: 250 Product Weight (lbs.): 50 Cubic Feet Per Carton: 19.25</p>		3372LMM	-	-	-	-	2248	-	-	2739	2891	3137	3509	3953
			OVERALL DIMENSIONS			SEAT DIMENSIONS			BACK DIMENSIONS					
			W	D	H	W	D	H	W	H				
			30.5	29.5	28.5	20	20	17.5	19	11.5				
 <p>Lounge Chair w/Casters & MDF Book Shelf COM Yardage: 4.25 Freight Class: 250 Product Weight (lbs.): 50 Cubic Feet Per Carton: 19.25</p>		3372CLMM	-	-	-	-	2343	-	-	2835	2986	3233	3605	4048
			OVERALL DIMENSIONS			SEAT DIMENSIONS			BACK DIMENSIONS					
			W	D	H	W	D	H	W	H				
			30.5	29.5	28.5	20	20	17.5	19	11.5				
 <p>3372LMLTL</p>  <p>3372LMRTL</p> <p>Lounge Chair w/Laminate Tablet/Book Shelf COM Yardage: 4.25 Freight Class: 250 Product Weight (lbs.): 66 Cubic Feet Per Carton: 19.25</p>		3372LMLTL	-	-	-	-	2274	-	-	2765	2917	3163	3535	3979
			OVERALL DIMENSIONS			SEAT DIMENSIONS			BACK DIMENSIONS					
			W	D	H	W	D	H	W	H				
			32.5	29.5	28.5	20	20	17.5	19	11.5				
 <p>3372CLMLTL</p>  <p>3372CLMRTL</p> <p>Lounge Chair w/ Casters & Laminate Tablet/Book Shelf COM Yardage: 4.25 Freight Class: 250 Product Weight (lbs.): 66 Cubic Feet Per Carton: 19.25</p>		3372CLMLTL	-	-	-	-	2371	-	-	2862	3014	3260	3632	4076
			OVERALL DIMENSIONS			SEAT DIMENSIONS			BACK DIMENSIONS					
			W	D	H	W	D	H	W	H				
			32.5	29.5	28.5	20	20	17.5	19	11.5				

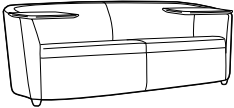
DESCRIPTION	FEATURES	MODEL#	STANDARD FABRIC GRADES											
			1	2	3	4	5	6	7	8	9	10	11	12
 3372LMLTM	 3372LMRTM	3372LMLTM 3372LMRTM Leather/Mock Leather	-	-	-	-	2859	-	-	3350	3502	3748	4120	4564
			OVERALL DIMENSIONS W D H			SEAT DIMENSIONS W D H			BACK DIMENSIONS W H					
Lounge Chair w/MDF Tablet/Book Shelf COM Yardage: 4.25 Freight Class: 250 Product Weight (lbs.): 61 Cubic Feet Per Carton: 19.25			RTA 00											
 3372CLMLTM	 3372CLMRTM	3372CLMLTM 3372CLMRTM Leather/Mock Leather	-	-	-	-	2954	-	-	3445	3597	3843	4215	4659
			OVERALL DIMENSIONS W D H			SEAT DIMENSIONS W D H			BACK DIMENSIONS W H					
Lounge Chair w/ Casters & MDF Tablet/Book Shelf COM Yardage: 4.25 Freight Class: 250 Product Weight (lbs.): 61 Cubic Feet Per Carton: 19.25			RTA 00											
		3373	-	2088	2220	2417	2695	2800	3044	3502	3732	4158	4750	5480
			OVERALL DIMENSIONS W D H			SEAT DIMENSIONS W D H			BACK DIMENSIONS W H					
Two Seat Sofa COM Yardage: 7 Freight Class: 300 Product Weight (lbs.): 92 Cubic Feet Per Carton: 48			RTA 00											
 3373LTL	 3373RTL	3373LTL 3373RTL	-	2491	2622	2819	3097	3202	3446	3905	4135	4560	5152	5883
			OVERALL DIMENSIONS W D H			SEAT DIMENSIONS W D H			BACK DIMENSIONS W H					
Two Seat Sofa w/Laminate Tablet COM Yardage: 7 Freight Class: 250 Product Weight (lbs.): 102 Cubic Feet Per Carton: 48			RTA 00											
		3373LRTL	-	2893	3025	3221	3499	3605	3848	4307	4537	4962	5555	6285
			OVERALL DIMENSIONS W D H			SEAT DIMENSIONS W D H			BACK DIMENSIONS W H					
Two Seat Sofa w/Laminate Tablets COM Yardage: 7 Freight Class: 250 Product Weight (lbs.): 102 Cubic Feet Per Carton: 48			RTA 00											

DESCRIPTION	FEATURES	MODEL#	STANDARD FABRIC GRADES											
			1	2	3	4	5	6	7	8	9	10	11	12
 <p>3373LTM</p> <p>Two Seat Sofa w/MDF Tablet COM Yardage: 7 Freight Class: 250 Product Weight (lbs.): 97 Cubic Feet Per Carton: 48</p>	 <p>3373RTM</p>	3373LTM 3373RTM	-	2700	2831	3028	3306	3411	3655	4114	4342	4769	5360	6092
		OVERALL DIMENSIONS W D H	SEAT DIMENSIONS W D H	BACK DIMENSIONS W H	64	29.5	28.5	53	20	17.5	53	11.5		
			RTA 00											
 <p>3373LRTM</p> <p>Two Seat Sofa w/MDF Tablets COM Yardage: 7 Freight Class: 250 Product Weight (lbs.): 102 Cubic Feet Per Carton: 48</p>		3373LRTM	-	3311	3443	3639	3917	4023	4266	4725	4954	5380	5972	6703
	OVERALL DIMENSIONS W D H	SEAT DIMENSIONS W D H	BACK DIMENSIONS W H	66	29.5	28.5	53	20	17.5	53	11.5			
			RTA 00											
 <p>3373LM</p> <p>Two Seat Sofa COM Yardage: 7 Freight Class: 300 Product Weight (lbs.): 92 Cubic Feet Per Carton: 48</p>		3373LM Leather/Mock Leather	-	-	-	-	2731	-	-	3540	3790	4194	4807	5538
	OVERALL DIMENSIONS W D H	SEAT DIMENSIONS W D H	BACK DIMENSIONS W H	62	29.5	28.5	53	20	17.5	53	11.5			
			RTA 00											
 <p>3373LMLTL</p> <p>Two Seat Sofa w/Laminate Tablet COM Yardage: 7 Freight Class: 250 Product Weight (lbs.): 102 Cubic Feet Per Carton: 48</p>	 <p>3373LMRTL</p>	3373LMLTL 3373LMRTL	-	-	-	-	3133	-	-	3942	4192	4596	5210	5940
		OVERALL DIMENSIONS W D H	SEAT DIMENSIONS W D H	BACK DIMENSIONS W H	64	29.5	28.5	53	20	17.5	53	11.5		
			RTA 00											
 <p>3373LMLRTL</p> <p>Two Seat Sofa w/Laminate Tablets COM Yardage: 7 Freight Class: 250 Product Weight (lbs.): 112 Cubic Feet Per Carton: 48</p>		3373LMLRTL Leather/Mock Leather	-	-	-	-	3536	-	-	4345	4594	4999	5612	6343
	OVERALL DIMENSIONS W D H	SEAT DIMENSIONS W D H	BACK DIMENSIONS W H	66	29.5	28.5	53	20	17.5	53	11.5			
			RTA 00											

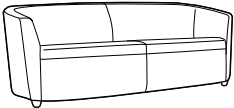
DESCRIPTION	FEATURES	MODEL#	STANDARD FABRIC GRADES																																			
			1	2	3	4	5	6	7	8	9	10	11	12																								
 <p>3373LMLTM</p> <p>Two Seat Sofa w/MDF Tablet COM Yardage: 7 Freight Class: 250 Product Weight (lbs.): 97 Cubic Feet Per Carton: 48</p>	 <p>3373LMRTM</p>	<p>3373LMLTM</p> <p>3373LMRTM</p> <p>Leather/Mock Leather</p> <table border="1"> <thead> <tr> <th colspan="3">OVERALL DIMENSIONS</th> <th colspan="3">SEAT DIMENSIONS</th> <th colspan="2">BACK DIMENSIONS</th> </tr> <tr> <th>W</th><th>D</th><th>H</th> <th>W</th><th>D</th><th>H</th> <th>W</th><th>H</th> </tr> </thead> <tbody> <tr> <td>64</td><td>29.5</td><td>28.5</td> <td>53</td><td>20</td><td>17.5</td> <td>53</td><td>11.5</td> </tr> </tbody> </table> <p>RTA 00</p>	OVERALL DIMENSIONS			SEAT DIMENSIONS			BACK DIMENSIONS		W	D	H	W	D	H	W	H	64	29.5	28.5	53	20	17.5	53	11.5	-	-	-	-	3342	-	-	4150	4401	4805	5418	6149
		OVERALL DIMENSIONS			SEAT DIMENSIONS			BACK DIMENSIONS																														
W	D	H	W	D	H	W	H																															
64	29.5	28.5	53	20	17.5	53	11.5																															
 <p>Two Seat Sofa w/MDF Tablets COM Yardage: 7 Freight Class: 250 Product Weight (lbs.): 102 Cubic Feet Per Carton: 48</p>	<p>3373LMLRTM</p> <p>Leather/Mock Leather</p> <table border="1"> <thead> <tr> <th colspan="3">OVERALL DIMENSIONS</th> <th colspan="3">SEAT DIMENSIONS</th> <th colspan="2">BACK DIMENSIONS</th> </tr> <tr> <th>W</th><th>D</th><th>H</th> <th>W</th><th>D</th><th>H</th> <th>W</th><th>H</th> </tr> </thead> <tbody> <tr> <td>66</td><td>29.5</td><td>28.5</td> <td>53</td><td>20</td><td>17.5</td> <td>53</td><td>11.5</td> </tr> </tbody> </table> <p>RTA 00</p>	OVERALL DIMENSIONS			SEAT DIMENSIONS			BACK DIMENSIONS		W	D	H	W	D	H	W	H	66	29.5	28.5	53	20	17.5	53	11.5	-	-	-	-	3954	-	-	4763	5012	5418	6030	6762	
		OVERALL DIMENSIONS			SEAT DIMENSIONS			BACK DIMENSIONS																														
W	D	H	W	D	H	W	H																															
66	29.5	28.5	53	20	17.5	53	11.5																															
 <p>Three Seat Sofa COM Yardage: 7.75 Freight Class: 300 Product Weight (lbs.): 107 Cubic Feet Per Carton: 61.50</p>	<p>3374</p> <table border="1"> <thead> <tr> <th colspan="3">OVERALL DIMENSIONS</th> <th colspan="3">SEAT DIMENSIONS</th> <th colspan="2">BACK DIMENSIONS</th> </tr> <tr> <th>W</th><th>D</th><th>H</th> <th>W</th><th>D</th><th>H</th> <th>W</th><th>H</th> </tr> </thead> <tbody> <tr> <td>81.5</td><td>29.5</td><td>28.5</td> <td>72.5</td><td>20</td><td>17.5</td> <td>72.5</td><td>11.5</td> </tr> </tbody> </table> <p>RTA 00</p>	OVERALL DIMENSIONS			SEAT DIMENSIONS			BACK DIMENSIONS		W	D	H	W	D	H	W	H	81.5	29.5	28.5	72.5	20	17.5	72.5	11.5	-	2511	2656	2873	3181	3299	3568	4076	4330	4801	5456	6265	
		OVERALL DIMENSIONS			SEAT DIMENSIONS			BACK DIMENSIONS																														
W	D	H	W	D	H	W	H																															
81.5	29.5	28.5	72.5	20	17.5	72.5	11.5																															
 <p>3373LTL</p> <p>Three Seat Sofa w/Laminate Tablet COM Yardage: 7.75 Freight Class: 300 Product Weight (lbs.): 117 Cubic Feet Per Carton: 61.50</p>	 <p>3373RTL</p>	<p>3374LTL</p> <p>3374RTL</p> <table border="1"> <thead> <tr> <th colspan="3">OVERALL DIMENSIONS</th> <th colspan="3">SEAT DIMENSIONS</th> <th colspan="2">BACK DIMENSIONS</th> </tr> <tr> <th>W</th><th>D</th><th>H</th> <th>W</th><th>D</th><th>H</th> <th>W</th><th>H</th> </tr> </thead> <tbody> <tr> <td>83.5</td><td>29.5</td><td>28.5</td> <td>72.5</td><td>20</td><td>17.5</td> <td>72.5</td><td>11.5</td> </tr> </tbody> </table> <p>RTA 00</p>	OVERALL DIMENSIONS			SEAT DIMENSIONS			BACK DIMENSIONS		W	D	H	W	D	H	W	H	83.5	29.5	28.5	72.5	20	17.5	72.5	11.5	-	2913	3059	3277	3585	3701	3970	4478	4732	5205	5859	6669
		OVERALL DIMENSIONS			SEAT DIMENSIONS			BACK DIMENSIONS																														
W	D	H	W	D	H	W	H																															
83.5	29.5	28.5	72.5	20	17.5	72.5	11.5																															
 <p>Three Seat Sofa w/Laminate Tablets COM Yardage: 7.75 Freight Class: 250 Product Weight (lbs.): 127 Cubic Feet Per Carton: 61.50</p>	<p>3374LRTL</p> <table border="1"> <thead> <tr> <th colspan="3">OVERALL DIMENSIONS</th> <th colspan="3">SEAT DIMENSIONS</th> <th colspan="2">BACK DIMENSIONS</th> </tr> <tr> <th>W</th><th>D</th><th>H</th> <th>W</th><th>D</th><th>H</th> <th>W</th><th>H</th> </tr> </thead> <tbody> <tr> <td>85.5</td><td>29.5</td><td>28.5</td> <td>72.5</td><td>20</td><td>17.5</td> <td>72.5</td><td>11.5</td> </tr> </tbody> </table> <p>RTA 00</p>	OVERALL DIMENSIONS			SEAT DIMENSIONS			BACK DIMENSIONS		W	D	H	W	D	H	W	H	85.5	29.5	28.5	72.5	20	17.5	72.5	11.5	-	3315	3462	3679	3987	4103	4373	4881	5135	5607	6261	7071	
		OVERALL DIMENSIONS			SEAT DIMENSIONS			BACK DIMENSIONS																														
W	D	H	W	D	H	W	H																															
85.5	29.5	28.5	72.5	20	17.5	72.5	11.5																															

DESCRIPTION	FEATURES	MODEL#	STANDARD FABRIC GRADES											
			1	2	3	4	5	6	7	8	9	10	11	12
 3374LTM	 374RTM	3374LTM 3374RTM	-	3122	3268	3486	3793	3910	4179	4687	4941	5413	6068	6878
			OVERALL DIMENSIONS			SEAT DIMENSIONS			BACK DIMENSIONS					
			W	D	H	W	D	H	W	H				
			83.5	29.5	28.5	72.5	20	17.5	72.5	11.5				
RTA 00														

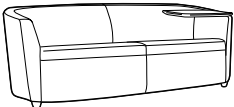
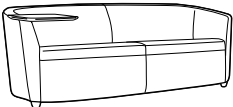
Three Seat Sofa w/MDF Tablet
 COM Yardage: 7.75
 Freight Class: 300
 Product Weight (lbs.): 112
 Cubic Feet Per Carton: 61.50

DESCRIPTION	FEATURES	MODEL#	STANDARD FABRIC GRADES											
			1	2	3	4	5	6	7	8	9	10	11	12
		3373LRTM	-	3311	3443	3639	3917	4023	4266	4725	4954	5380	5972	6703
	OVERALL DIMENSIONS			SEAT DIMENSIONS			BACK DIMENSIONS							
			W	D	H	W	D	H	W	H				
			66	29.5	28.5	72.5	20	17.5	72.5	11.5				
RTA 00														

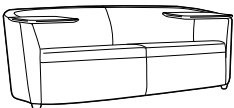
Three Seat Sofa w/MDF Tablets
 COM Yardage: 7
 Freight Class: 250
 Product Weight (lbs.): 102
 Cubic Feet Per Carton: 48

DESCRIPTION	FEATURES	MODEL#	STANDARD FABRIC GRADES											
			1	2	3	4	5	6	7	8	9	10	11	12
		3374LM Leather/Mock Leather	-	-	-	-	5	-	-	4118	4395	4842	5521	6330
	OVERALL DIMENSIONS			SEAT DIMENSIONS			BACK DIMENSIONS							
			W	D	H	W	D	H	W	H				
			62	29.5	28.5	72.5	20	17.5	72.5	11.5				
RTA 00														


Three Seat Sofa
 COM Yardage: 7
 Freight Class: 300
 Product Weight (lbs.): 92
 Cubic Feet Per Carton: 48

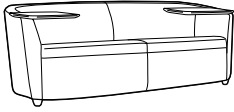
DESCRIPTION	FEATURES	MODEL#	STANDARD FABRIC GRADES											
			1	2	3	4	5	6	7	8	9	10	11	12
 3373LMLTL	 3373LMRTL	3374LMLTL 3374LMRTL Leather/Mock Leather	-	-	-	-	3625	-	-	4520	4797	5244	5923	6732
			OVERALL DIMENSIONS			SEAT DIMENSIONS			BACK DIMENSIONS					
			W	D	H	W	D	H	W	H				
			83.5	29.5	28.5	72.5	20	17.5	72.5	11.5				
RTA 00														

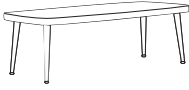
Three Seat Sofa w/Laminate Tablet
 COM Yardage: 7.75
 Freight Class: 300
 Product Weight (lbs.): 117
 Cubic Feet Per Carton: 61.50


DESCRIPTION	FEATURES	MODEL#	STANDARD FABRIC GRADES											
			1	2	3	4	5	6	7	8	9	10	11	12
		3374LMLRTL Leather/Mock Leather	-	-	-	-	4027	-	-	4921	5198	5647	6325	7135
	OVERALL DIMENSIONS			SEAT DIMENSIONS			BACK DIMENSIONS							
			W	D	H	W	D	H	W	H				
			85.5	29.5	28.5	72.5	20	17.5	72.5	11.5				
RTA 00														


Three Seat Sofa w/Laminate Tablets
 COM Yardage: 7.75
 Freight Class: 250
 Product Weight (lbs.): 127
 Cubic Feet Per Carton: 61.50

DESCRIPTION	FEATURES	MODEL#	STANDARD FABRIC GRADES											
			1	2	3	4	5	6	7	8	9	10	11	12
 <p style="text-align: center;">3374LMLTM 374LMRTM</p> <p>Three Seat Sofa w/MDF Tablet COM Yardage: 7.75 Freight Class: 300 Product Weight (lbs.): 112 Cubic Feet Per Carton: 61.50</p>														
	3374LMLTM	-	-	-	-	3834	-	-	4728	5005	5453	6132	6941	
			Leather/Mock Leather											
			OVERALL DIMENSIONS			SEAT DIMENSIONS			BACK DIMENSIONS					
			W	D	H	W	D	H	W	H				
			83.5	29.5	28.5	72.5	20	17.5	72.5	11.5				
			RTA 00											

DESCRIPTION	FEATURES	MODEL#	STANDARD FABRIC GRADES											
			1	2	3	4	5	6	7	8	9	10	11	12
 <p>Three Seat Sofa w/MDF Tablets COM Yardage: 7 Freight Class: 250 Product Weight (lbs.): 102 Cubic Feet Per Carton: 48</p>														
	3373LMLRTM	-	-	-	-	3954	-	-	4763	5012	5418	6030	6762	
			Leather/Mock Leather											
			OVERALL DIMENSIONS			SEAT DIMENSIONS			BACK DIMENSIONS					
			W	D	H	W	D	H	W	H				
			66	29.5	28.5	53	20	17.5	53	11.5				
			RTA 00											

DESCRIPTION	FEATURES	MODEL#	STANDARD FABRIC GRADES											
			1	2	3	4	5	6	7	8	9	10	11	12
 <p>Coffee Table - 48" Laminate Top COM Yardage: N/A Freight Class: 250 Product Weight (lbs.): 52 Cubic Feet Per Carton: 17.25</p>														
	3400	1193	-	-	-	-	-	-	-	-	-	-	-	
			OVERALL DIMENSIONS			SEAT DIMENSIONS			BACK DIMENSIONS					
			W	D	H	W	D	H	W	H				
			48	22	15	-	-	-	-	-				
			RTA 00											

DESCRIPTION	FEATURES	MODEL#	STANDARD FABRIC GRADES											
			1	2	3	4	5	6	7	8	9	10	11	12
 <p>Coffee Table - 56" Laminate Top COM Yardage: N/A Freight Class: 175 Product Weight (lbs.): 60 Cubic Feet Per Carton: 19.75</p>														
	3401	1319	-	-	-	-	-	-	-	-	-	-	-	
			OVERALL DIMENSIONS			SEAT DIMENSIONS			BACK DIMENSIONS					
			W	D	H	W	D	H	W	H				
			56	22	15	-	-	-	-	-				
			RTA 00											

DESCRIPTION	FEATURES	MODEL#	STANDARD FABRIC GRADES											
			1	2	3	4	5	6	7	8	9	10	11	12
 <p>End Table - Laminate Top COM Yardage: N/A Freight Class: 250 Product Weight (lbs.): 26 Cubic Feet Per Carton: 7.75</p>														
	3402	956	-	-	-	-	-	-	-	-	-	-	-	
			OVERALL DIMENSIONS			SEAT DIMENSIONS			BACK DIMENSIONS					
			W	D	H	W	D	H	W	H				
			17	22	15	-	-	-	-	-				
			RTA 00											

DESCRIPTION	FEATURES	MODEL#	STANDARD FABRIC GRADES											
-------------	----------	--------	------------------------	--	--	--	--	--	--	--	--	--	--	--

			1	2	3	4	5	6	7	8	9	10	11	12
--	--	--	---	---	---	---	---	---	---	---	---	----	----	----



Coffee Table - 48" MDF Top
 COM Yardage: N/A
 Freight Class: 250
 Product Weight (lbs.): 38
 Cubic Feet Per Carton: 17.25

3406	1451	-	-	-	-	-	-	-	-	-	-	-	-	-
-------------	------	---	---	---	---	---	---	---	---	---	---	---	---	---

OVERALL DIMENSIONS			SEAT DIMENSIONS			BACK DIMENSIONS	
W	D	H	W	D	H	W	H

48	22	14.25	-	-	-	-	-
----	----	-------	---	---	---	---	---

RTA 00



Coffee Table - 56" MDF Top
 COM Yardage: N/A
 Freight Class: 175
 Product Weight (lbs.): 102
 Cubic Feet Per Carton: 48

			1	2	3	4	5	6	7	8	9	10	11	12
--	--	--	---	---	---	---	---	---	---	---	---	----	----	----

3407	1657	-	-	-	-	-	-	-	-	-	-	-	-	-
-------------	------	---	---	---	---	---	---	---	---	---	---	---	---	---

OVERALL DIMENSIONS			SEAT DIMENSIONS			BACK DIMENSIONS	
W	D	H	W	D	H	W	H

56	22	14.25	-	-	-	-	-
----	----	-------	---	---	---	---	---

RTA 00



End Table -MDF Top
 COM Yardage: N/A
 Freight Class: 250
 Product Weight (lbs.): 20
 Cubic Feet Per Carton: 7.75

			1	2	3	4	5	6	7	8	9	10	11	12
--	--	--	---	---	---	---	---	---	---	---	---	----	----	----

3408	1167	-	-	-	-	-	-	-	-	-	-	-	-	-
-------------	------	---	---	---	---	---	---	---	---	---	---	---	---	---

OVERALL DIMENSIONS			SEAT DIMENSIONS			BACK DIMENSIONS	
W	D	H	W	D	H	W	H

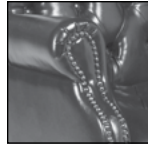
17	22	14.25	-	-	-	-	-
----	----	-------	---	---	---	---	---

RTA 00

TRADITIONAL™



model 3771



Standard Feature
Attractive brass-colored nail head trim is standard on all models



model 3772


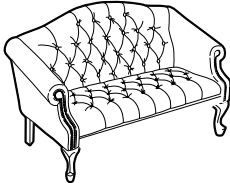

STANDARD FEATURES

- All models are solid wood frame. Tufted design with brass-colored nail head trim.

OPTIONAL FEATURES

- Legs are available in available in Absolute (AAM), Black (BKM), Cherry (ACM), Espresso Cafe (ECM), English Oak (EOM), Fruitwood (TFM), Gray (HGM), Honey (AHM), Mahogany (TMM), Maple (AVM), Medium Walnut (MWM), Night (ASM), Shaker Cherry (SKM), Walnut (TWM), WC Cream (WTM), White (WHM) and Winter Cherry (WCE). Please specify. Genuine maple faced veneers and solids are used.
- For availability of chair series in Fabric, Vinyl or Leather, please contact a Global Sales Representative.

- Traditional can be upholstered in standard Global upholstery Fabric, Vinyl, Leather or Leather/Mock Leather combinations.
- Note the appearance of curved edges and tufted pleats will vary from upholstery material depending on thickness, stiffness and amount of stretch of the selected material. This upholstery material will make very flat pleats, thicker materials may make pleats with rolled edges. This can produce quite different looks. Both styles are considered acceptable, it is purely up to the personal preference of the purchaser. All VINYLs and most fabrics work well on these products, but thin, flat materials like JENNY and QUILT are not recommended.

DESCRIPTION	FEATURES	MODEL#	STANDARD FABRIC GRADES											
			1	2	3	4	5	6	7	8	9	10	11	12
 <p>Lounge Chair Queen Anne Style COM Yardage: 5.75 Freight Class: 250 Product Weight (lbs.): 74 Cubic Feet Per Carton: 28.50</p>	*Fabrics Limited, See notes	3771	2001	2141	2251	2418	2651	2735	3335	3335	3524	3890	4387	5006
		OVERALL DIMENSIONS			SEAT DIMENSIONS			BACK DIMENSIONS						
		W	D	H	W	D	H	W	H					
			33	34	36			21	21	17.5		21	22	
			RTA 00											
 <p>Sofa Two Seater/Queen Anne Style COM Yardage: 8.75 Freight Class: 250 Product Weight (lbs.): 94 Cubic Feet Per Carton: 42.75</p>	*Fabrics Limited, See notes	3772	2759	2970	3139	3393	3751	3882	4792	4792	5079	5635	6391	7332
		OVERALL DIMENSIONS			SEAT DIMENSIONS			BACK DIMENSIONS						
		W	D	H	W	D	H	W	H					
			55	34	36			43	21	17.5		43	22	
			RTA 00											
 <p>Sofa Three Seater/Queen Anne Style COM Yardage: 11.50 Freight Class: 250 Product Weight (lbs.): 120 Cubic Feet Per Carton: 59.75</p>	*Fabrics Limited, See notes	3773	3438	3715	3936	4268	4739	4907	6107	6107	6485	7215	8210	9445
		OVERALL DIMENSIONS			SEAT DIMENSIONS			BACK DIMENSIONS						
		W	D	H	W	D	H	W	H					
			77	34	36			65	21	17.5		65	22	
			RTA 00											

WIND™



models 3361LM Lounge chair & 3362 Two seat sofa, with 3357 Coffee table.

STANDARD FEATURES


- Compact, contemporary design includes a raised modern version of the traditional lounge chair that is scaled down for smaller spaces.
- Chair and table legs is standard in Chrome.
- There are no caster options for the Wind series.
- Wind tables complement the modern decor of many office environments.

OPTIONAL FEATURES

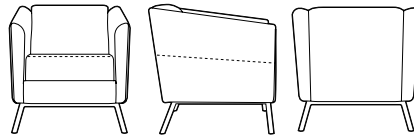
- Chair frames and table legs are available in Tungsten (TUN), Charcoal (CHR) and Black (BLK). Finishes are available at no upcharge.
- Table tops are available in high pressure laminate at a 20% upcharge.

- Table tops are available in two different materials; MDF tops feature a refined edge with a rounded triangular profile and Epoxy finish. Available in Charcoal (CHR), White (WHT) and Platinum (PLT). Please Specify.
- Laminate tops are offered in the following laminate finishes: Absolute Acajou (ACJ), Asian Night (ASN), Avant Cherry (AWC), Avant Honey (AWH), Black (BLK), Brushed Cobalt (BRC), Constellation Java (CSJ), Dark Espresso (DES), Grey (GRY), Hayden Grey (Taupe) (HGT), Quartered Mahogany (QTM), Shaker Cherry (SKC), Storm Grey (SOG), Tiger Fruitwood (TFW), Tiger Mahogany (TMA), Tiger Maple (TMP), Tiger Walnut (TWL), White (WHT), White Chocolate (WHC), Willow Grey (WGY), and Winter Cherry (WCR). Please Specify.

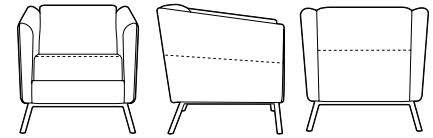
ADDITIONAL STITCH DETAIL - ILLUSTRATIONS BELOW



Standard Detailing - when upholstered in FABRIC or VINYL


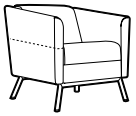


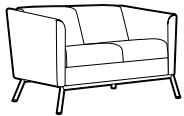
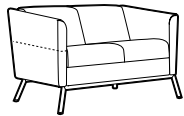
Additional Detailing - when upholstered in LEATHER/MOCK LEATHER


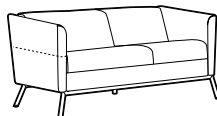



Additional Detailing - when upholstered in GENUINE LEATHER


DESCRIPTION	FEATURES	MODEL#	STANDARD FABRIC GRADES											
-------------	----------	--------	------------------------	--	--	--	--	--	--	--	--	--	--	--


		1	2	3	4	5	6	7	8	9	10	11	12	
 <p>3361</p> <p>Lounge Chair COM Yardage: 4.50 Freight Class: 250 Product Weight (lbs.): 62 Cubic Feet Per Carton: 16.50</p>	 <p>3361LM</p>	3361	-	1636	1724	1854	2038	2107	2269	2573	2727	3007	3399	3884
		3361LM	-	-	-	-	2056	-	-	2592	2757	3025	3430	3915
		OVERALL DIMENSIONS			SEAT DIMENSIONS			BACK DIMENSIONS						
		W	D	H	W	D	H	W	H					
		27.5	29	28.5	19.5	19	17	19	12					
		RTA 00												


		1	2	3	4	5	6	7	8	9	10	11	12	
 <p>3362</p> <p>Two Seat Sofa COM Yardage: 6.75 Freight Class: 250 Product Weight (lbs.): 102 Cubic Feet Per Carton: 41.25</p>	 <p>3362LM</p>	3362	-	2176	2308	2501	2778	2884	3125	3582	3808	4232	4820	5546
		3362LM	-	-	-	-	2803	-	-	3607	3857	4258	4866	5592
		OVERALL DIMENSIONS			SEAT DIMENSIONS			BACK DIMENSIONS						
		W	D	H	W	D	H	W	H					
		54.5	29	28.5	46.5	19	17	46.5	12					
		RTA 00												


		1	2	3	4	5	6	7	8	9	10	11	12	
 <p>3363</p> <p>Three Seat Sofa COM Yardage: 9 Freight Class: 250 Product Weight (lbs.): 135 Cubic Feet Per Carton: 55.50</p>	 <p>3363LM</p>	3363	-	2713	2882	3135	3492	3628	3941	4531	4826	5373	6134	7074
		3363LM	-	-	-	-	3502	-	-	4541	4863	5384	6171	7111
		OVERALL DIMENSIONS			SEAT DIMENSIONS			BACK DIMENSIONS						
		W	D	H	W	D	H	W	H					
		78	29	28.5	70.5	19	17	70.5	12					
		RTA 00												


DESCRIPTION	FEATURES	MODEL#	STANDARD FABRIC GRADES												
			1	2	3	4	5	6	7	8	9	10	11	12	
 <p>End Table COM Yardage: N/A Freight Class: 250 Product Weight (lbs.): 36 Cubic Feet Per Carton: 11.50</p>		3356	760	-	-	-	-	-	-	-	-	-	-	-	-
			MDF Top												
		3366	598	-	-	-	-	-	-	-	-	-	-	-	-
			Laminate Top												
			OVERALL DIMENSIONS			SEAT DIMENSIONS			BACK DIMENSIONS						
			W	D	H	W	D	H	W	H					
			24	24	17	-	-	-	-	-					
			RTA 00												


DESCRIPTION	FEATURES	MODEL#	STANDARD FABRIC GRADES											
			1	2	3	4	5	6	7	8	9	10	11	12
 <p>Rectangular Coffee Table COM Yardage: N/A Freight Class: 250 Product Weight (lbs.): 52 Cubic Feet Per Carton: 16</p>		3357	988	-	-	-	-	-	-	-	-	-	-	-
			MDF Top											
		3367	791	-	-	-	-	-	-	-	-	-	-	-
			Laminate Top											
			OVERALL DIMENSIONS			SEAT DIMENSIONS			BACK DIMENSIONS					
			W	D	H	W	D	H	W	H				
			48	20	15	-	-	-	-	-				
			RTA 00											


DESCRIPTION	FEATURES	MODEL#	STANDARD FABRIC GRADES											
			1	2	3	4	5	6	7	8	9	10	11	12
 <p>End Table COM Yardage: N/A Freight Class: 250 Product Weight (lbs.): 66 Cubic Feet Per Carton: 22</p>		3358	1253	-	-	-	-	-	-	-	-	-	-	-
			MDF Top											
		3368	1072	-	-	-	-	-	-	-	-	-	-	-
			Laminate Top											
			OVERALL DIMENSIONS			SEAT DIMENSIONS			BACK DIMENSIONS					
			W	D	H	W	D	H	W	H				
			36	36	15	-	-	-	-	-				
			RTA 00											

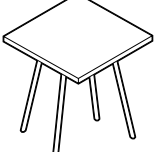
DESCRIPTION	FEATURES	MODEL#	STANDARD FABRIC GRADES											
			1	2	3	4	5	6	7	8	9	10	11	12
 <p>Round Table COM Yardage: N/A Freight Class: 250 Product Weight (lbs.): 35 Cubic Feet Per Carton: 11.50</p>		3860	944	-	-	-	-	-	-	-	-	-	-	-
			MDF Top											
		3870	655	-	-	-	-	-	-	-	-	-	-	-
			Laminate Top											
			OVERALL DIMENSIONS			SEAT DIMENSIONS			BACK DIMENSIONS					
			W	D	H	W	D	H	W	H				
			24	24	17	-	-	-	-	-				
			RTA 00											

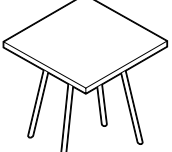
DESCRIPTION	FEATURES	MODEL#	STANDARD FABRIC GRADES											
			1	2	3	4	5	6	7	8	9	10	11	12
 <p>Round Coffee Table COM Yardage: N/A Freight Class: 250 Product Weight (lbs.): 57 Cubic Feet Per Carton: 22</p>		3861	1378	-	-	-	-	-	-	-	-	-	-	-
			MDF Top											
		3871	965	-	-	-	-	-	-	-	-	-	-	-
			Laminate Top											
			OVERALL DIMENSIONS			SEAT DIMENSIONS			BACK DIMENSIONS					
			W	D	H	W	D	H	W	H				
			36	36	15	-	-	-	-	-				
			RTA 00											

DESCRIPTION	FEATURES	MODEL#	STANDARD FABRIC GRADES												
			1	2	3	4	5	6	7	8	9	10	11	12	
 <p>Round Meeting/Dining Table 30" Dia COM Yardage: N/A Freight Class: 125 Product Weight (lbs.): 62 Cubic Feet Per Carton: 8.75</p>		3862	1438	-	-	-	-	-	-	-	-	-	-	-	-
		MDF Top													
		3872	1104	-	-	-	-	-	-	-	-	-	-	-	-
		Laminate Top													
OVERALL DIMENSIONS			SEAT DIMENSIONS			BACK DIMENSIONS									
W D H			W D H			W H									
30 30 29.5			- - -			- - -									
RTA 2															

DESCRIPTION	FEATURES	MODEL#	STANDARD FABRIC GRADES												
			1	2	3	4	5	6	7	8	9	10	11	12	
 <p>Round Meeting/Dining Table 36" Dia COM Yardage: N/A Freight Class: 150 Product Weight (lbs.): 62 Cubic Feet Per Carton: 11.50</p>		3863	1702	-	-	-	-	-	-	-	-	-	-	-	-
		MDF Top													
		3873	1332	-	-	-	-	-	-	-	-	-	-	-	-
		Laminate Top													
OVERALL DIMENSIONS			SEAT DIMENSIONS			BACK DIMENSIONS									
W D H			W D H			W H									
36 36 29.5			- - -			- - -									
RTA 2															

DESCRIPTION	FEATURES	MODEL#	STANDARD FABRIC GRADES												
			1	2	3	4	5	6	7	8	9	10	11	12	
 <p>Round Meeting/Dining Table 42" Dia COM Yardage: N/A Freight Class: 150 Product Weight (lbs.): 67 Cubic Feet Per Carton: 15</p>		3864	2166	-	-	-	-	-	-	-	-	-	-	-	-
		MDF Top													
		3874	1508	-	-	-	-	-	-	-	-	-	-	-	-
		Laminate Top													
OVERALL DIMENSIONS			SEAT DIMENSIONS			BACK DIMENSIONS									
W D H			W D H			W H									
42 42 29.5			- - -			- - -									
RTA 2															

DESCRIPTION	FEATURES	MODEL#	STANDARD FABRIC GRADES												
			1	2	3	4	5	6	7	8	9	10	11	12	
 <p>Square Meeting/Dining Table 30" COM Yardage: N/A Freight Class: 150 Product Weight (lbs.): 62 Cubic Feet Per Carton: 11.50</p>		3865	1543	-	-	-	-	-	-	-	-	-	-	-	-
		MDF Top													
		3875	1211	-	-	-	-	-	-	-	-	-	-	-	-
		Laminate Top													
OVERALL DIMENSIONS			SEAT DIMENSIONS			BACK DIMENSIONS									
W D H			W D H			W H									
30 30 29.5			- - -			- - -									
RTA 2															


DESCRIPTION	FEATURES	MODEL#	STANDARD FABRIC GRADES												
			1	2	3	4	5	6	7	8	9	10	11	12	
 <p>Square Meeting/Dining Table 36" COM Yardage: N/A Freight Class: 150 Product Weight (lbs.): 67 Cubic Feet Per Carton: 15</p>		3866	1720	-	-	-	-	-	-	-	-	-	-	-	-
		MDF Top													
		3876	1350	-	-	-	-	-	-	-	-	-	-	-	-
		Laminate Top													
OVERALL DIMENSIONS			SEAT DIMENSIONS			BACK DIMENSIONS									
W D H			W D H			W H									
36 36 29.5			- - -			- - -									
RTA 2															

DESCRIPTION

FEATURES

MODEL#

STANDARD FABRIC GRADES



	1	2	3	4	5	6	7	8	9	10	11	12
3867 MDF Top	2222	-	-	-	-	-	-	-	-	-	-	-
3877 Laminate Top	1519	-	-	-	-	-	-	-	-	-	-	-

OVERALL DIMENSIONS

SEAT DIMENSIONS

BACK DIMENSIONS

W	D	H	W	D	H	W	H
42	42	29.5	-	-	-	-	-

RTA 2

Square Meeting/Dining Table 42"

COM Yardage: N/A
Freight Class: 250
Product Weight (lbs.): 67
Cubic Feet Per Carton: 17.75

WIND™ LINEAR



models 3363R and 3363L with 3382 bridge table, 3360 table attaching bracket kit and two 3380 coffee tables

STANDARD FEATURES

- Wind Linear is an extension of the Wind lounge series with an emphasis on expansive, clean lines.
- This modular furniture series includes single arm and armless sofas, benches, bridges and tables
- Furniture components, both seating or tables, can be used as stand alone or linked together with a bracket to create infinite configurations.
- Chair and table legs are standard in Chrome.
- There are no caster options for the Wind Linear series.
- Wind Linear tables complement the modern decor of many offices.
- Table 'bridges' can mount outside or in-between seats to accommodate various work and collaborative settings. Requires table attaching bracket kit (3360).
- Please note Bridge End Table (model 3882) is only to be used with Chairs and/or Sofa models. Not usable with Bench or Ottoman Models.
- Please note Bridge Table (model 3384) is only to be used with Bench models 3361B and/or Ottoman models 3363B.

OPTIONAL FEATURES

- Tables are available in Laminate tops, offered in the following laminate finishes: Absolute Acajou (ACJ), Asian Night (ASN), Avant Cherry (AWC), Avant Honey (AWH), Black (BLK), Brushed Cobalt (BRC), Constellation Java (CSJ), Dark Espresso (DES), Grey (GRY), Hayden Grey (Taupe) (HGT), Quartered Mahogany (QTM), Shaker Cherry (SKC), Storm Grey (SOG), Tiger Fruitwood (TFW), Tiger Mahogany (TMA), Tiger Maple (TMP), Tiger Walnut (TWL), White (WHT), White Chocolate (WHC), Willow Grey (WGY), and Winter Cherry (WCR). Please Specify.
- Table tops are available in high pressure laminate at an upcharge. Add 20%.
- Chair and Table legs are available in Tungsten (TUN), Charcoal (CHR) and Black (BLK) finishes at no up charge.

SAMPLE LAYOUTS

Layout A



Qty	Model Number	Description	Dimensions	List Price
1	3361R	Single Seater - Right Arm	39.5 x 29 x 28.5	1733
1	3361L	Single Seater - Left Arm	39.5 x 29 x 28.5	1733
1	3363NA	Single Sofa - Armless	72 x 29 x 28.5	2309
1	3881R	Bridge Corner Table - Right	25 x 25 x 12	1119
1	3881L	Bridge Corner Table - Left	25 x 25 x 12	1119
2	3360	Table Bracket Kit - 1 Kit per table		122 x 2

SAMPLE LAYOUT TOTAL IN STANDARD BLACK FRAME

8257

Layout B



Qty	Model Number	Description	Dimensions	List Price
1	3361R	Single Seater - Right Arm	39.5 x 29 x 28.5	1733
1	3361L	Single Seater - Left Arm	39.5 x 29 x 28.5	1733
1	3361NA	Single Seater - Armless	36.5 x 29 x 28.5	1532
2	3882	Bridge End Table	25 x 20 x 12	610 x 2
2	3360	Table Bracket Kit - 1 Kit per table		122 x 2

SAMPLE LAYOUT TOTAL IN STANDARD BLACK FRAME

6462

LOUNGE

WIND™ LINEAR W

DESCRIPTION	FEATURES	MODEL#	STANDARD FABRIC GRADES											
-------------	----------	--------	------------------------	--	--	--	--	--	--	--	--	--	--	--

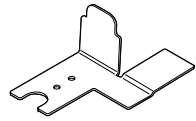


Table Bracket Kit

COM Yardage: N/A
 Freight Class: 70
 Product Weight (lbs.): .01
 Cubic Feet Per Carton: .01 (1 Kit per carton)

Includes 4 brackets and hardware.
 Use with models 3381R, 3381L, & 3382.

MODEL#	1	2	3	4	5	6	7	8	9	10	11	12
3360	122	-	-	-	-	-	-	-	-	-	-	-

OVERALL DIMENSIONS			SEAT DIMENSIONS			BACK DIMENSIONS	
W	D	H	W	D	H	W	H

-	-	-	-	-	-	-	-
---	---	---	---	---	---	---	---

RTA 00



3361R



3361L

Single Seater - w/ Left or Right Arm

COM Yardage: 4.75
 Freight Class: 250
 Product Weight (lbs.): 72
 Cubic Feet Per Carton: 28.50

MODEL#	1	2	3	4	5	6	7	8	9	10	11	12
3361R	-	1733	1823	1956	2145	2216	2381	2692	2848	3138	3539	4035
3361L	-	-	-	-	-	-	-	-	-	-	-	-
3361RLM	-	-	-	-	2181	-	-	2730	-	3174	3590	4086
3361LLM	-	-	-	-	-	-	-	-	-	-	-	-

OVERALL DIMENSIONS			SEAT DIMENSIONS			BACK DIMENSIONS	
W	D	H	W	D	H	W	H

39.5	29	28.5	36	19	17	36	12
------	----	------	----	----	----	----	----

RTA 00



Single Seater - Armless


COM Yardage: 3.25
 Freight Class: 250
 Product Weight (lbs.): 58
 Cubic Feet Per Carton: 28.50

MODEL#	1	2	3	4	5	6	7	8	9	10	11	12
3361NA	-	1532	1594	1685	1815	1864	1977	2189	2295	2494	2769	3107
3361NALM	-	-	-	-	1853	-	-	2228	-	2533	2818	3156

OVERALL DIMENSIONS			SEAT DIMENSIONS			BACK DIMENSIONS	
W	D	H	W	D	H	W	H

36.5	29	28.5	36.5	19	17.5	36.5	12
------	----	------	------	----	------	------	----

RTA 00



3363R



3363L

Single Sofa - w/ Left or Right Arm


COM Yardage: 7.75
 Freight Class: 250
 Product Weight (lbs.): 120
 Cubic Feet Per Carton: 55.50

MODEL#	1	2	3	4	5	6	7	8	9	10	11	12
3363R	-	2596	2742	2960	3267	3384	3654	4162	4416	4887	5542	6352
3363L	-	-	-	-	-	-	-	-	-	-	-	-
3363RLM	-	-	-	-	3257	-	-	4152	-	4876	5556	6365
3363LLM	-	-	-	-	-	-	-	-	-	-	-	-

OVERALL DIMENSIONS			SEAT DIMENSIONS			BACK DIMENSIONS	
W	D	H	W	D	H	W	H

75	29	28.5	71	19	17	71	12
----	----	------	----	----	----	----	----

RTA 00



Single Sofa - Armless


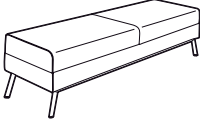
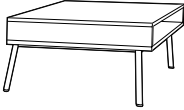


COM Yardage: 6.50
 Freight Class: 250
 Product Weight (lbs.): 111
 Cubic Feet Per Carton: 55.50

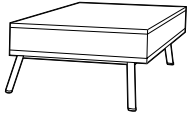
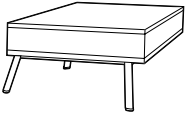

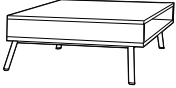


MODEL#	1	2	3	4	5	6	7	8	9	10	11	12
3363NA	-	2309	2431	2614	2872	2970	3196	3621	3835	4231	4780	5459
3363NALM	-	-	-	-	2951	-	-	3701	-	4309	4879	5557

OVERALL DIMENSIONS			SEAT DIMENSIONS			BACK DIMENSIONS	
W	D	H	W	D	H	W	H

72	29	28.5	72	19	17	72	12
----	----	------	----	----	----	----	----

RTA 00

DESCRIPTION	FEATURES	MODEL#	STANDARD FABRIC GRADES											
			1	2	3	4	5	6	7	8	9	10	11	12
 <p>Ottoman COM Yardage: 1.75 Freight Class: 150 Product Weight (lbs.): 50 Cubic Feet Per Carton: 12.25</p>														
 <p>Bench COM Yardage: 3.50 Freight Class: 250 Product Weight (lbs.): 80 Cubic Feet Per Carton: 33.25</p>														
 <p>Side Table - Rectangular COM Yardage: N/A Freight Class: 250 Product Weight (lbs.): 38 Cubic Feet Per Carton: 11.50</p>	Freestanding.													
 <p>Side Table - 25" Square COM Yardage: N/A Freight Class: 250 Product Weight (lbs.): 40 Cubic Feet Per Carton: 11.50</p>	Freestanding.													
 <p>Coffee Table - 54" COM Yardage: N/A Freight Class: 250 Product Weight (lbs.): 52 Cubic Feet Per Carton: 16</p>	Freestanding.													

DESCRIPTION	FEATURES	MODEL#	STANDARD FABRIC GRADES											
			1	2	3	4	5	6	7	8	9	10	11	12
 <p>3881R</p> <p>Bridge Corner Table COM Yardage: - Freight Class: 250 Product Weight (lbs.): 33 Cubic Feet Per Carton: 11.50</p>	 <p>3881L</p> <p>Require Bracket Kit (3360).</p>	<p>3881R 3881L</p>	1119	-	-	-	-	-	-	-	-	-	-	-
			<p>OVERALL DIMENSIONS W D H</p>			<p>SEAT DIMENSIONS W D H</p>			<p>BACK DIMENSIONS W H</p>					
			25	25	12	-	-	-	-	-	-	-	-	-
			<p>RTA 00</p>											
 <p>Bridge End Table COM Yardage: N/A Freight Class: 250 Product Weight (lbs.): 32 Cubic Feet Per Carton: 11.50</p>	<p>Require Bracket Kit (3360). To be used with Chair and Sofa models. Not usable with Bench or Ottoman Models</p>	<p>3882</p>	610	-	-	-	-	-	-	-	-	-	-	-
			<p>OVERALL DIMENSIONS W D H</p>			<p>SEAT DIMENSIONS W D H</p>			<p>BACK DIMENSIONS W H</p>					
			20	25	12	-	-	-	-	-	-	-	-	-
			<p>RTA 00</p>											
 <p>Low Side Table COM Yardage: N/A Freight Class: 250 Product Weight (lbs.): 32 Cubic Feet Per Carton: 11.50</p>	<p>Freestanding.</p>	<p>3883</p>	849	-	-	-	-	-	-	-	-	-	-	
			<p>OVERALL DIMENSIONS W D H</p>			<p>SEAT DIMENSIONS W D H</p>			<p>BACK DIMENSIONS W H</p>					
			20	25	12	-	-	-	-	-	-	-	-	-
			<p>RTA 00</p>											
 <p>Bridge Table - 20" Square COM Yardage: N/A Freight Class: 125 Product Weight (lbs.): 23 Cubic Feet Per Carton: 3.40</p>	<p>Require Bracket Kit (3360). To be used with models 3361B and/or 3363B.</p>	<p>3884</p>	567	-	-	-	-	-	-	-	-	-	-	
			<p>OVERALL DIMENSIONS W D H</p>			<p>SEAT DIMENSIONS W D H</p>			<p>BACK DIMENSIONS W H</p>					
			20	20	5	-	-	-	-	-	-	-	-	-
			<p>RTA 00</p>											
 <p>Bolster Cushion COM Yardage: 1 Freight Class: 70 Product Weight (lbs.): 1.50 Cubic Feet Per Carton: 1.30</p>	<p>1 Loose Cushion.</p>	<p>3885</p>	-	158	177	205	245	261	295	361	393	454	539	643
			<p>OVERALL DIMENSIONS W D H</p>			<p>SEAT DIMENSIONS W D H</p>			<p>BACK DIMENSIONS W H</p>					
			16	5	7	-	-	-	-	-	-	-	-	-
			<p>RTA 00</p>											

heavy duty/24hr



Concorde Executive 24HR 347



Dexter & Dexter Plus 348-349



Granada TS 342-343



Granada Deluxe TS 343



Malaga TS 343



Mallorca TS 344



Maxima II 349



ObusForme Comfort TS 344-345



Robust 350



Saxon 351



Stamina + 352



Truform TS 345



Vion TS 352-354



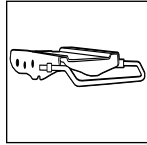
Yorkdale TS 346



model TS140-3 Malaga



model TS5451-3 Truform



Multi-Depth Mechanism
Standard on all models. Allows seat to move forward and backward over a 2" range with 5 locking positions to provide a more shallow or deeper seat.

STANDARD FEATURES

- The TS models are available within standard series. TS stands for "Three Shift" and each of the TS models are rated for 24-7 applications as well as weight rated up to 350 pounds.
- Multi-Tilter models, feature a heavy duty mechanism.
- All models are standard with either Ultracell or molded heavy duty seat foam.
- All models have a heavy duty 3" wide back upright.
- All models, except Truform, have outer back panels retained by trim screws for extra security.
- All models, except Truform have standard clear vinyl bumper guards around their outside backs.
- Multi-Tilters standard with Pneumatic seat height and sliding seat depth adjustment. Forward and rearward seat tilt with infinite lock and free floating back angle control. Tilt tension control.
- Heavy duty drafting stools are standard with fixed back. Seat depth and pneumatic seat height adjustments. Swivels with adjustable chrome footring.

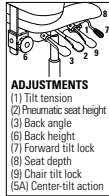
OPTIONAL FEATURES

- An optional ballistic nylon outer back fabric resistant to impact damage is available at an upcharge. Add \$13.00 (excludes Truform)
- For availability of chair series in Vinyl, please contact a Global Sales Representative.
- LM models are available in leather and have additional stitch details. If no LM models are listed, series is not available in Leather.
- Grade 2 and above textiles (or 100,000+ double rubs) are recommended for 24-7 applications.

DESCRIPTION FEATURES MODEL# STANDARD FABRIC GRADES



LB Heavy Duty Multi-Tilter Plain Back Ratchet Back
COM Yardage: 1.50
Freight Class: 150
Product Weight (lbs.): 52
Cubic Feet Per Carton: 9.25



Granada TS

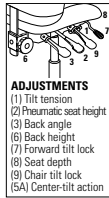
Ergonomic Features:
A, B, C, D, E, F, G, H, M, N, Q, S

	1	2	3	4	5	6	7	8	9	10	11	12
TS3121	1058	1096	1126	1170	1234	1256	1310	1415	1465	1562	1694	1859

OVERALL DIMENSIONS			SEAT DIMENSIONS			BACK DIMENSIONS	
W	D	H	W	D	H	W	H
26	24.5	37.75	20.5	17-19.5	16.5-20.5	19	19-22



HB Heavy Duty Multi-Tilter Plain Back Ratchet Back
COM Yardage: 1.75
Freight Class: 150
Product Weight (lbs.): 55
Cubic Feet Per Carton: 9.25



Granada TS

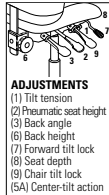
Ergonomic Features:
A, B, C, D, E, F, G, H, M, N, Q, S

	1	2	3	4	5	6	7	8	9	10	11	12
TS3123	1155	1198	1234	1284	1357	1382	1447	1570	1629	1741	1896	2087

OVERALL DIMENSIONS			SEAT DIMENSIONS			BACK DIMENSIONS	
W	D	H	W	D	H	W	H
26	24.5	39.75	20.5	17-19.5	16.5-20.5	19	19-22



LB Heavy Duty Multi-Tilter Plain Back
COM Yardage: 1.50
Freight Class: 125
Product Weight (lbs.): 58
Cubic Feet Per Carton: 9.25




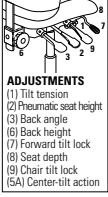


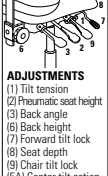


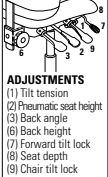


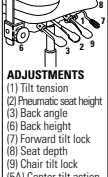


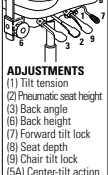

Granada TS


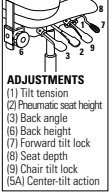


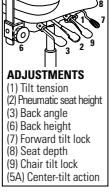


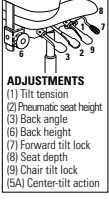


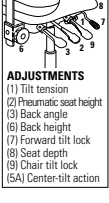




Ergonomic Features:
A, B, C, D, E, F, G, H, M, N, Q, S


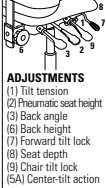


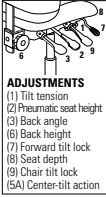


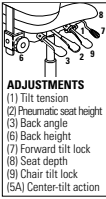


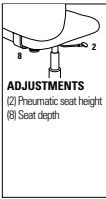


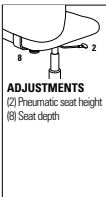

	1	2	3	4	5	6	7	8	9	10	11	12
TS3212	825	863	892	936	1000	1021	1076	1180	1232	1328	1460	1624


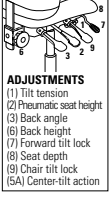


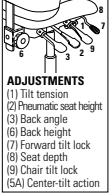

OVERALL DIMENSIONS			SEAT DIMENSIONS			BACK DIMENSIONS	
W	D	H	W	D	H	W	H
26	24	40.	20.5	17-19.5	17.5-21.5	19	21.5-25.5



DESCRIPTION	FEATURES	MODEL#	STANDARD FABRIC GRADES													
			1	2	3	4	5	6	7	8	9	10	11	12		
 <p>HB Heavy Duty Multi-Tilter Plain Back COM Yardage: 1.75 Freight Class: 150 Product Weight (lbs.): 57 Cubic Feet Per Carton: 10.50</p>	 <p>ADJUSTMENTS (1) Tilt tension (2) Pneumatic seat height (3) Back angle (6) Back height (7) Forward tilt lock (8) Seat depth (9) Chair tilt lock (5A) Center-tilt action</p>	TS3217	910	954	987	1038	1112	1137	1202	1325	1382	1496	1651	1841		
		OVERALL DIMENSIONS			SEAT DIMENSIONS			BACK DIMENSIONS								
		W	D	H	W	D	H	W	H							
			26	24.5	43	20.5	17-19.5	17.5-21.5	19	21.5-25.5						
		Granada TS	Ergonomic Features: A, B, C, D, E, F, G, H, M, N, Q, S													
		RTA 2														
 <p>HB Heavy Duty Multi-Tilter COM Yardage: 2 Freight Class: 125 Product Weight (lbs.): 65 Cubic Feet Per Carton: 9.25</p>	 <p>ADJUSTMENTS (1) Tilt tension (2) Pneumatic seat height (3) Back angle (6) Back height (7) Forward tilt lock (8) Seat depth (9) Chair tilt lock (5A) Center-tilt action</p>	TS1170-3	932	975	1009	1060	1134	1160	1224	1346	1404	1518	1672	1863		
		OVERALL DIMENSIONS			SEAT DIMENSIONS			BACK DIMENSIONS								
		W	D	H	W	D	H	W	H							
			26	23.5	45	21	18-20.5	17.5-21.5	20	23-28.25						
		Granada Deluxe TS	Ergonomic Features: A, B, C, E, F, H, M, N, Q, S													
		RTA 2														
 <p>HB Heavy Duty Multi-Tilter COM Yardage: 1.75 Freight Class: 125 Product Weight (lbs.): 63 Cubic Feet Per Carton: 9.25</p>	 <p>ADJUSTMENTS (1) Tilt tension (2) Pneumatic seat height (3) Back angle (6) Back height (7) Forward tilt lock (8) Seat depth (9) Chair tilt lock (5A) Center-tilt action</p>	TS1171-3	847	886	914	958	1021	1043	1098	1203	1253	1350	1482	1646		
		OVERALL DIMENSIONS			SEAT DIMENSIONS			BACK DIMENSIONS								
		W	D	H	W	D	H	W	H							
			26	23.5	41	21	18-20.5	17.5-21.5	20	19-24.25						
		Granada Deluxe TS	Ergonomic Features: A, B, C, E, F, H, M, N, Q, S													
		RTA 2														
 <p>HB Heavy Duty Multi-Tilter COM Yardage: 1.75 Freight Class: 125 Product Weight (lbs.): 63 Cubic Feet Per Carton: 9.25</p>	 <p>ADJUSTMENTS (1) Tilt tension (2) Pneumatic seat height (3) Back angle (6) Back height (7) Forward tilt lock (8) Seat depth (9) Chair tilt lock (5A) Center-tilt action</p>	TS3140-3	1087	1130	1166	1216	1289	1314	1379	1502	1561	1674	1828	2018		
		OVERALL DIMENSIONS			SEAT DIMENSIONS			BACK DIMENSIONS								
		W	D	H	W	D	H	W	H							
			26	25	44	20	17.5-20	16.5-20.5	18.5	25-27.25						
		Malaga TS	Ergonomic Features: A, B, C, D, E, F, G, H, M, N, Q, S													
		RTA 2														
 <p>LB Heavy Duty Multi-Tilter COM Yardage: 60 Freight Class: 125 Product Weight (lbs.): 60 Cubic Feet Per Carton: 9.25</p>	 <p>ADJUSTMENTS (1) Tilt tension (2) Pneumatic seat height (3) Back angle (6) Back height (7) Forward tilt lock (8) Seat depth (9) Chair tilt lock (5A) Center-tilt action</p>	TS3141-3	1002	1038	1068	1112	1175	1197	1253	1356	1407	1504	1636	1802		
		OVERALL DIMENSIONS			SEAT DIMENSIONS			BACK DIMENSIONS								
		W	D	H	W	D	H	W	H							
			25	24.5	39.75	20	17.5-20	16.5-20.5	18.5	20.5-22.75						
		Malaga TS	Ergonomic Features: A, B, C, D, E, F, G, H, M, N, Q, S													
		RTA 1														

DESCRIPTION	FEATURES	MODEL#	STANDARD FABRIC GRADES																								
			1	2	3	4	5	6	7	8	9	10	11	12													
 HB Heavy Duty Multi - Tilter COM Yardage: 2 Freight Class: 150 Product Weight (lbs.): 57 Cubic Feet Per Carton: 10.50	 ADJUSTMENTS (1) Tilt tension (2) Pneumatic seat height (3) Back angle (6) Back height (7) Forward tilt lock (8) Seat depth (9) Chair tilt lock (5A) Center-tilt action	Mallorca TS Ergonomic Features: A, B, C, D, E, F, G, H, M, N, Q, S	<table border="1"> <tr> <td>TS2780-3</td> <td>979</td> <td>1026</td> <td>1064</td> <td>1120</td> <td>1199</td> <td>1228</td> <td>1297</td> <td>1430</td> <td>1494</td> <td>1617</td> <td>1785</td> <td>1994</td> </tr> </table>												TS2780-3	979	1026	1064	1120	1199	1228	1297	1430	1494	1617	1785	1994
			TS2780-3	979	1026	1064	1120	1199	1228	1297	1430	1494	1617	1785	1994												
			OVERALL DIMENSIONS W D H			SEAT DIMENSIONS W D H			BACK DIMENSIONS W H																		
			25	26	37.5	20	18-20.5	18-22	20.5	20.5-22.5																	
RTA 2 																											
 MB Heavy Duty Multi - Tilter COM Yardage: 1.75 Freight Class: 150 Product Weight (lbs.): 55 Cubic Feet Per Carton: 10.50	 ADJUSTMENTS (1) Tilt tension (2) Pneumatic seat height (3) Back angle (6) Back height (7) Forward tilt lock (8) Seat depth (9) Chair tilt lock (5A) Center-tilt action	Mallorca TS Ergonomic Features: A, B, C, D, E, F, G, H, M, N, Q, S	<table border="1"> <tr> <td>TS2781-3</td> <td>925</td> <td>969</td> <td>1004</td> <td>1054</td> <td>1128</td> <td>1153</td> <td>1218</td> <td>1341</td> <td>1399</td> <td>1512</td> <td>1666</td> <td>1857</td> </tr> </table>												TS2781-3	925	969	1004	1054	1128	1153	1218	1341	1399	1512	1666	1857
			TS2781-3	925	969	1004	1054	1128	1153	1218	1341	1399	1512	1666	1857												
			OVERALL DIMENSIONS W D H			SEAT DIMENSIONS W D H			BACK DIMENSIONS W H																		
			25	26	37.5	20.5	18-20.5	18-22	20.5	16.5-19.5																	
RTA 2 																											
 HB Heavy Duty Multi - Tilter COM Yardage: 2.25 Freight Class: 125 Product Weight (lbs.): 74 Cubic Feet Per Carton: 11	 ADJUSTMENTS (1) Tilt tension (2) Pneumatic seat height (3) Back angle (6) Back height (7) Forward tilt lock (8) Seat depth (9) Chair tilt lock (5A) Center-tilt action	Obusforme Comfort TS Ergonomic Features: A, C, E, F, H, M, N, S	<table border="1"> <tr> <td>TS1240-3</td> <td>995</td> <td>1053</td> <td>1098</td> <td>1167</td> <td>1264</td> <td>1310</td> <td>1398</td> <td>1539</td> <td>1647</td> <td>1768</td> <td>2016</td> <td>2280</td> </tr> </table>												TS1240-3	995	1053	1098	1167	1264	1310	1398	1539	1647	1768	2016	2280
			TS1240-3	995	1053	1098	1167	1264	1310	1398	1539	1647	1768	2016	2280												
			TS1240LM-3 - - - - 1358 - - 1632 1717 1853 2060 2308 Leather/Mock Leather																								
			OVERALL DIMENSIONS W D H			SEAT DIMENSIONS W D H			BACK DIMENSIONS W H																		
26	25	48	21	17.5-20	16-20	19	27																				
RTA 2 																											
 MB Heavy Duty Multi - Tilter COM Yardage: 2 Freight Class: 125 Product Weight (lbs.): 71 Cubic Feet Per Carton: 10.50	 ADJUSTMENTS (1) Tilt tension (2) Pneumatic seat height (3) Back angle (6) Back height (7) Forward tilt lock (8) Seat depth (9) Chair tilt lock (5A) Center-tilt action	Obusforme Comfort TS Ergonomic Features: A, C, E, F, H, M, N, S	<table border="1"> <tr> <td>TS1241-3</td> <td>950</td> <td>1003</td> <td>1045</td> <td>1108</td> <td>1198</td> <td>1230</td> <td>1308</td> <td>1457</td> <td>1529</td> <td>1668</td> <td>1856</td> <td>2091</td> </tr> </table>												TS1241-3	950	1003	1045	1108	1198	1230	1308	1457	1529	1668	1856	2091
			TS1241-3	950	1003	1045	1108	1198	1230	1308	1457	1529	1668	1856	2091												
			TS1241LM-3 - - - - 1221 - - 1452 1524 1640 1815 2023 Leather/Mock Leather																								
			OVERALL DIMENSIONS W D H			SEAT DIMENSIONS W D H			BACK DIMENSIONS W H																		
26	25	44	21	17.5-20	16-20	19.5	22-27.25																				
RTA 2 																											
 HB Heavy Duty Multi - Tilter with Schukra COM Yardage: 2.25 Freight Class: 125 Product Weight (lbs.): 74 Cubic Feet Per Carton: 11	 ADJUSTMENTS (1) Tilt tension (2) Pneumatic seat height (3) Back angle (6) Back height (7) Forward tilt lock (8) Seat depth (9) Chair tilt lock (5A) Center-tilt action	Obusforme Comfort TS Ergonomic Features: A, C, E, F, H, M, N, S	<table border="1"> <tr> <td>TS1260-3</td> <td>1101</td> <td>1161</td> <td>1208</td> <td>1279</td> <td>1380</td> <td>1416</td> <td>1504</td> <td>1672</td> <td>1753</td> <td>1909</td> <td>2121</td> <td>2385</td> </tr> </table>												TS1260-3	1101	1161	1208	1279	1380	1416	1504	1672	1753	1909	2121	2385
			TS1260-3	1101	1161	1208	1279	1380	1416	1504	1672	1753	1909	2121	2385												
			TS1260LM-3 - - - - 1468 - - 1741 1827 1963 2170 2417 Leather/Mock Leather																								
			OVERALL DIMENSIONS W D H			SEAT DIMENSIONS W D H			BACK DIMENSIONS W H																		
26	25	48	21	17.5-20	16-20	19.5	27-32.25																				
RTA 2 																											

DESCRIPTION	FEATURES	MODEL#	STANDARD FABRIC GRADES											
 <p>MB Heavy Duty Multi - Tilter with Schukra COM Yardage: 2 Freight Class: 125 Product Weight (lbs.): 69 Cubic Feet Per Carton: 10.50</p>	 <p>ADJUSTMENTS (1) Tilt tension (2) Pneumatic seat height (3) Back angle (6) Back height (7) Forward tilt lock (8) Seat depth (9) Chair tilt lock (5A) Center-tilt action</p>		1	2	3	4	5	6	7	8	9	10	11	12
		TS1261-3	1060	1113	1155	1218	1308	1340	1418	1567	1639	1778	1966	2201
		TS1261LM-3	-	-	-	-	1331	-	-	1574	1650	1770	1954	2173
		OVERALL DIMENSIONS			SEAT DIMENSIONS			BACK DIMENSIONS						
		W	D	H	W	D	H	W	H					
		26	25	44	21	17.5-20	16-20	19.5	22					
		RTA 2												
 <p>HB Heavy Duty Multi - Tilter COM Yardage: 2 Freight Class: 125 Product Weight (lbs.): 63 Cubic Feet Per Carton: 10.50</p>	 <p>ADJUSTMENTS (1) Tilt tension (2) Pneumatic seat height (3) Back angle (6) Back height (7) Forward tilt lock (8) Seat depth (9) Chair tilt lock (5A) Center-tilt action</p>		1	2	3	4	5	6	7	8	9	10	11	12
		TS5450-3	761	810	847	904	986	1016	1086	1221	1287	1413	1583	1797
		OVERALL DIMENSIONS			SEAT DIMENSIONS			BACK DIMENSIONS						
			W	D	H	W	D	H	W	H				
			26	25	42	20	18-20.5	16.5-20.5	20	23.5-26				
		RTA 2												
 <p>mB Heavy Duty Multi - Tilter COM Yardage: 1.75 Freight Class: 150 Product Weight (lbs.): 60 Cubic Feet Per Carton: 10.50</p>	 <p>ADJUSTMENTS (1) Tilt tension (2) Pneumatic seat height (3) Back angle (6) Back height (7) Forward tilt lock (8) Seat depth (9) Chair tilt lock (5A) Center-tilt action</p>		1	2	3	4	5	6	7	8	9	10	11	12
		TS5451-3	734	778	812	862	933	958	1020	1139	1196	1306	1455	1641
		OVERALL DIMENSIONS			SEAT DIMENSIONS			BACK DIMENSIONS						
			W	D	H	W	D	H	W	H				
			26	25	38.5	20	18-20.5	16.5-20.5	20	20-22.5				
		RTA 2												
 <p>MB Heavy Duty Drafting Stool Armless COM Yardage: 1.75 Freight Class: 250 Product Weight (lbs.): 35 Cubic Feet Per Carton: 10.75</p>	 <p>ADJUSTMENTS (2) Pneumatic seat height (8) Seat depth</p>		1	2	3	4	5	6	7	8	9	10	11	12
		S5457-6	779	822	855	904	977	1001	1063	1182	1239	1350	1499	1685
		OVERALL DIMENSIONS			SEAT DIMENSIONS			BACK DIMENSIONS						
			W	D	H	W	D	H	W	H				
			20	25	43	20	17.5-19	22-30	20	20				
		RTA 2												
 <p>MB Heavy Duty Drafting Stool COM Yardage: 1.75 Freight Class: 150 Product Weight (lbs.): 45 Cubic Feet Per Carton: 10.75</p>	 <p>ADJUSTMENTS (2) Pneumatic seat height (8) Seat depth</p>		1	2	3	4	5	6	7	8	9	10	11	12
		S5458-6	903	946	980	1030	1101	1126	1189	1307	1363	1474	1623	1809
		OVERALL DIMENSIONS			SEAT DIMENSIONS			BACK DIMENSIONS						
			W	D	H	W	D	H	W	H				
			26	25	43	20	17.5-19	22-30	20	20				
		RTA 2												

DESCRIPTION	FEATURES	MODEL#	STANDARD FABRIC GRADES																																									
			1	2	3	4	5	6	7	8	9	10	11	12																														
 <p>HB Heavy Duty Multi - Tilter COM Yardage: 1.75 Freight Class: 150 Product Weight (lbs.): 49 Cubic Feet Per Carton: 9.75</p>	 <p>ADJUSTMENTS (1) Tilt tension (2) Pneumatic seat height (3) Back angle (6) Back height (7) Forward tilt lock (8) Seat depth (9) Chair tilt lock (5A) Center-tilt action</p>	<p>Yorkdale TS</p> <p>Ergonomic Features: A, B, C, D, F, G, H, M, N, Q, S</p>	<table border="1"> <tr> <td>TS2330</td> <td>812</td> <td>856</td> <td>891</td> <td>941</td> <td>1015</td> <td>1042</td> <td>1105</td> <td>1227</td> <td>1286</td> <td>1399</td> <td>1553</td> <td>1745</td> </tr> </table>												TS2330	812	856	891	941	1015	1042	1105	1227	1286	1399	1553	1745																	
			TS2330	812	856	891	941	1015	1042	1105	1227	1286	1399	1553	1745																													
			<table border="1"> <tr> <th colspan="3">OVERALL DIMENSIONS</th> <th colspan="3">SEAT DIMENSIONS</th> <th colspan="3">BACK DIMENSIONS</th> </tr> <tr> <th>W</th> <th>D</th> <th>H</th> <th>W</th> <th>D</th> <th>H</th> <th>W</th> <th colspan="2">H</th> </tr> <tr> <td>24</td> <td>25</td> <td>42</td> <td>18</td> <td>17.5</td> <td>16.5-20.5</td> <td>19</td> <td colspan="2">21.5-24</td> </tr> </table>			OVERALL DIMENSIONS			SEAT DIMENSIONS			BACK DIMENSIONS			W	D	H	W	D	H	W	H		24	25	42	18	17.5	16.5-20.5	19	21.5-24		<p>RTA 2</p>											
			OVERALL DIMENSIONS			SEAT DIMENSIONS			BACK DIMENSIONS																																			
W	D	H	W	D	H	W	H																																					
24	25	42	18	17.5	16.5-20.5	19	21.5-24																																					
 <p>LB Heavy Duty Multi - Tilter COM Yardage: 1.50 Freight Class: 150 Product Weight (lbs.): 46 Cubic Feet Per Carton: 9.75</p>	 <p>ADJUSTMENTS (1) Tilt tension (2) Pneumatic seat height (3) Back angle (6) Back height (7) Forward tilt lock (8) Seat depth (9) Chair tilt lock (5A) Center-tilt action</p>	<p>Yorkdale TS</p> <p>Ergonomic Features: A, B, C, D, F, G, H, M, N, Q, S</p>	<table border="1"> <tr> <td>TS2331</td> <td>768</td> <td>805</td> <td>836</td> <td>880</td> <td>942</td> <td>964</td> <td>1020</td> <td>1124</td> <td>1174</td> <td>1271</td> <td>1403</td> <td>1568</td> </tr> </table>												TS2331	768	805	836	880	942	964	1020	1124	1174	1271	1403	1568																	
			TS2331	768	805	836	880	942	964	1020	1124	1174	1271	1403	1568																													
			<table border="1"> <tr> <th colspan="3">OVERALL DIMENSIONS</th> <th colspan="3">SEAT DIMENSIONS</th> <th colspan="3">BACK DIMENSIONS</th> </tr> <tr> <th>W</th> <th>D</th> <th>H</th> <th>W</th> <th>D</th> <th>H</th> <th>W</th> <th colspan="2">H</th> </tr> <tr> <td>24</td> <td>25</td> <td>36</td> <td>18</td> <td>16</td> <td>16.5-20.5</td> <td>19</td> <td colspan="2">16.5-19</td> </tr> </table>			OVERALL DIMENSIONS			SEAT DIMENSIONS			BACK DIMENSIONS			W	D	H	W	D	H	W	H		24	25	36	18	16	16.5-20.5	19	16.5-19		<p>RTA 2</p>											
			OVERALL DIMENSIONS			SEAT DIMENSIONS			BACK DIMENSIONS																																			
W	D	H	W	D	H	W	H																																					
24	25	36	18	16	16.5-20.5	19	16.5-19																																					

CONCORDE™ EXECUTIVE 24HR



model 2424



model 2425



Push Button
Location within reach increases your adjustment. Promotes good posture as you move to various positions.


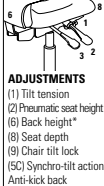

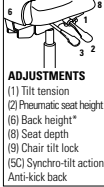

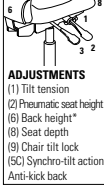

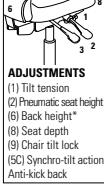
STANDARD FEATURES

- All adjustments are made with button controls that are conveniently located in full view, for easy use.
- Compound curved molded foam seat and back cushions.
- Seat cushion with Velcro attachment is easily removed and replaced.
- Rated for Multi-Shift use for persons up to 350 pounds.
- Standard with Allen-bolted width adjustable arms (Allen key included). Arms adjust 1 1/4" wider on each side, a total of 2 1/2" extra width.

- Pneumatic seat height adjustment and 5 - position tilt lock. Tilt tension control.
- Ratchet style back height adjustment.
- All models are standard with a reinforced five-legged, injection molded base with C10 casters, Black (BK) Only.

OPTIONAL FEATURES

- Concorde Executive is available in the following GLOBAL fabrics: Crescent, Cumulus, Imprint, Oxygen, Quantum, Renewal, Replay, Silhouette (Grade 2) and Prescott Leather (Grade 12).
- Models are Not available with C7 glides.

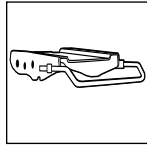
DESCRIPTION	FEATURES	MODEL#	STANDARD FABRIC GRADES													
			1	2	3	4	5	6	7	8	9	10	11	12		
 <p>HB Synchro - Tilter Concorde Executive 24HR COM Yardage: 2.50 Freight Class: 250 Product Weight (lbs.): 78 Cubic Feet Per Carton: 23.50</p>	 <p>ADJUSTMENTS (1) Tilt tension (2) Pneumatic seat height (6) Back height* (8) Seat depth (9) Chair tilt lock (5C) Synchro-tilt action Anti-kick back</p>	2424	-	2155	2203	2275	2380	2418	2506	2676	2759	2916	3133	3402		
		OVERALL DIMENSIONS			SEAT DIMENSIONS			BACK DIMENSIONS								
		W	D	H	W	D	H	W	H							
	28.5	27	50	21	17.5-19	18-22	21	28-31								
				RTA 00												
 <p>HB Synchro - Tilter Concorde Executive 24HR COM Yardage: 2.50 Freight Class: 250 Product Weight (lbs.): 78 Cubic Feet Per Carton: 23.50</p>	 <p>ADJUSTMENTS (1) Tilt tension (2) Pneumatic seat height (6) Back height* (8) Seat depth (9) Chair tilt lock (5C) Synchro-tilt action Anti-kick back</p>	2424-18	-	2190	2241	2313	2413	2453	2544	2712	2797	2954	3172	3441		
		OVERALL DIMENSIONS			SEAT DIMENSIONS			BACK DIMENSIONS								
		W	D	H	W	D	H	W	H							
	28.5	27	50	21	17.5-19	18-22	21	28-31								
				RTA 00												
 <p>LB Synchro - Tilter Concorde Executive 24HR COM Yardage: 2 Freight Class: 250 Product Weight (lbs.): 71 Cubic Feet Per Carton: 20.50</p>	 <p>ADJUSTMENTS (1) Tilt tension (2) Pneumatic seat height (6) Back height* (8) Seat depth (9) Chair tilt lock (5C) Synchro-tilt action Anti-kick back</p>	2425	-	2112	2153	2210	2292	2321	2395	2529	2596	2722	2896	3110		
		OVERALL DIMENSIONS			SEAT DIMENSIONS			BACK DIMENSIONS								
		W	D	H	W	D	H	W	H							
	28.5	27	40	21	18	18-22	21	20-23								
				RTA 00												
 <p>LB Synchro - Tilter Concorde Executive 24HR COM Yardage: 20.50 Freight Class: 250 Product Weight (lbs.): 71 Cubic Feet Per Carton: 20.50</p>	 <p>ADJUSTMENTS (1) Tilt tension (2) Pneumatic seat height (6) Back height* (8) Seat depth (9) Chair tilt lock (5C) Synchro-tilt action Anti-kick back</p>	2425-18	-	2153	2190	2250	2332	2362	2434	2568	2636	2760	2937	3151		
		OVERALL DIMENSIONS			SEAT DIMENSIONS			BACK DIMENSIONS								
		W	D	H	W	D	H	W	H							
	28.5	27	40	21	18	18-22	21	20-31								
				RTA 00												

DEXTER™ & DEXTER PLUS™



model 2432-16 (TD)

model 2436-1 (3R)



Multi-Depth Mechanism
Standard on all models. Allows seat to move forward and backward over a 2" range with 5 locking positions to provide a more shallow or deeper seat.



Impact Resistant Back Cover
Impact resistant back shroud offers increased durability. Black Only.

STANDARD FEATURES

- Compound curved molded memory foam seat cushion distributes body weight evenly for better circulation and a fluid-like fit.
- Dexter and Dexter Plus models are standard with concave-shaped, height adjustable urethane arms (3R).
- Removable seat cushion requires no tools (Dexter Plus models Only).
- Back height and pneumatic seat height adjustments. Tilt tension control.
- Synchronized seat and back movement with 2-to-1 ratio can be locked in 5 different positions.
- Base and frame available in Black (BK) Only.
- Rated for Multi-Shift use for people up to 350 pounds.
- All models are standard with a heavy-duty frame and a five-legged, injection molded base.
- C10 casters are standard.

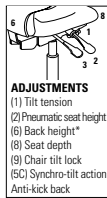
OPTIONAL FEATURES

- Optional adjustable height T-arms with teardrop shaped urethane armcaps (TD) are available. No Charge.
- Vari-Width Adapter Plate (WA) is standard on Models 2436-1 and 2437-1 when chairs are ordered with adjustable height arms (TD or 3M). Allows each arm to move outward an additional 2" (for a total of 4" extra seat width) and locks with the use of an easy to maneuver lever.
- Please see page 309 for additional caster options. Optional casters may be priced higher than the standard casters for your chair and the difference will be charged. Lower priced optional casters will not be credited.
- Available in fabrics with the EXCEPTION of Leather, Jenny, Match, Quilt, Shard, Styx, Drama, Pebbles, and Sprinkle.

DESCRIPTION FEATURES MODEL# STANDARD FABRIC GRADES



HB Synchro - Tilter Dexter Plus
COM Yardage: 1.75
Freight Class: 150
Product Weight (lbs.): 64
Cubic Feet Per Carton: 13



ADJUSTMENTS
(1) Tilt tension
(2) Pneumatic seat height
(6) Back height*
(8) Seat depth
(9) Chair tilt lock
(5C) Synchro-tilt action
Anti-kick back

Ergonomic Features:
A, B, C, D, E, L, M, N, Q, T

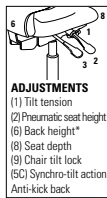
MODEL#	1	2	3	4	5	6	7	8	9	10	11	12
2432-16	-	1637	1670	1719	1789	1815	1876	1991	2048	2155	2303	2485

OVERALL DIMENSIONS			SEAT DIMENSIONS			BACK DIMENSIONS		
W	D	H	W	D	H	W	H	
26	25	43.5	20.5	18-20	18-22	19	22-24.5	

RTA 2



MB Synchro - Tilter Dexter Plus
COM Yardage: 1.50
Freight Class: 150
Product Weight (lbs.): 64
Cubic Feet Per Carton: 13



ADJUSTMENTS
(1) Tilt tension
(2) Pneumatic seat height
(6) Back height*
(8) Seat depth
(9) Chair tilt lock
(5C) Synchro-tilt action
Anti-kick back

Ergonomic Features:
A, B, C, D, E, L, M, N, Q, T

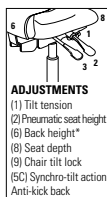
MODEL#	1	2	3	4	5	6	7	8	9	10	11	12
2433-16	-	1568	1597	1641	1702	1726	1780	1880	1932	2025	2156	2316

OVERALL DIMENSIONS			SEAT DIMENSIONS			BACK DIMENSIONS		
W	D	H	W	D	H	W	H	
26	24	41	19	17-19	18-22	17.5	20-22.5	

RTA 2



HB Synchro - Tilter Dexter
COM Yardage: 1.25
Freight Class: 150
Product Weight (lbs.): 54
Cubic Feet Per Carton: 13



ADJUSTMENTS
(1) Tilt tension
(2) Pneumatic seat height
(6) Back height*
(8) Seat depth
(9) Chair tilt lock
(5C) Synchro-tilt action
Anti-kick back

Ergonomic Features:
A, B, C, D, E, L, M, N, Q, T

MODEL#	1	2	3	4	5	6	7	8	9	10	11	12
2436-1	1357	1388	1413	1447	1413	1518	1563	1648	1688	1768	1877	2011


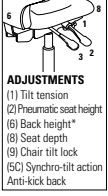

OVERALL DIMENSIONS			SEAT DIMENSIONS			BACK DIMENSIONS		
W	D	H	W	D	H	W	H	
26	24	43.5	20	17-19	17.5-21.5	19	23.5-26	

RTA 2



HEAVY DUTY

DEXTER™ & DEXTER PLUS™ / MAXIMA® II M

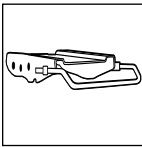
DESCRIPTION	FEATURES	MODEL#	STANDARD FABRIC GRADES												
			1	2	3	4	5	6	7	8	9	10	11	12	
 <p>MB Synchro - Tilter Dexter COM Yardage: 1 Freight Class: 250 Product Weight (lbs.): 50 Cubic Feet Per Carton: 13</p>	 <p>ADJUSTMENTS (1) Tilt tension (2) Pneumatic seat height (6) Back height* (8) Seat depth (9) Chair tilt lock (5C) Synchro-tilt action Anti-kick back</p>	2437-1	1288	1312	1332	1360	1402	1418	1452	1521	1553	1618	1703	1811	
			OVERALL DIMENSIONS			SEAT DIMENSIONS			BACK DIMENSIONS						
			W	D	H	W	D	H	W	H					
			26	24	41	19	17-19	17.5-21.5	17.5	20-22.5					
			RTA 2												

Ergonomic Features:
A, B, C, D, E, L, M, N, Q, T

MAXIMA® II



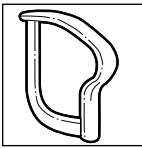
model 2438-16



Multi-Depth Mechanism
Standard on all models. Allows seat to move forward and backward over a 2" range with 5 locking positions to provide a more shallow or deeper seat.



model 2438-16



Optional Arm
Fixed height cuff resistant, vinyl dipped arms (ML). Add \$113.00.

STANDARD FEATURES

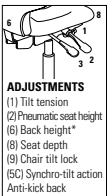
- Compound curved molded foam seat and back cushions conform to natural body curves.
- All models are standard with a heavy-duty steel frame and reinforced five-legged, injection molded base.
- Base and frame available in Black (BK) Only.
- Standard with adjustable height T-arms with teardrop shaped urethane armcaps (TD).
- Rated for Multi-Shift use for persons up to 350 pounds.
- C10 casters are standard.
- Vari-Width Adapter Plate (WA) is standard when chair is ordered with adjustable height arms. Allows each arm to move outward an additional 2" (for a total of 4" extra seat width) and locks with the use of an easy to maneuver lever.

OPTIONAL FEATURES

- Also available with fixed height scuff-resistant, vinyl dipped arms (ML). Add \$108.00. See pages 306-308 for additional arm options.
- Optional ballistic nylon outer back fabric available. Resistant to impact damage. Available in Black Only (BKB). Add \$13.00.
- Please see page 309 for additional caster options. Optional casters may be priced higher than the standard casters for your chair and the difference will be charged. Lower priced optional casters will not be credited.
- Additional stitch details will be added to the seat and back, when upholstered in Leather or Vinyl.
- Recommended Global textiles include Crescent, Cumulus, Imprint, Oxygen, Quantum, Renewal, Replay, Station, Urban, and Leather/Mock Leather combination (Grade 5).



HB Heavy Duty Synchro-Tilter
COM Yardage: 2.50
Freight Class: 250
Product Weight (lbs.): 77
Cubic Feet Per Carton: 23.25

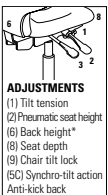


21" Extra Wide Seat
*Global fabrics limited, see notes.
Ergonomic Features:
A, B, C, D, E, L, M, N

	3	*4	5	*6	7	8	9	10	11	12	13	14
2438-16	-	2103	2150	2221	2320	2358	2445	2608	2690	2842	3054	3315
16" seat depth												
2438-18												
18" seat depth												
OVERALL DIMENSIONS			SEAT DIMENSIONS			BACK DIMENSIONS						
W	D	H	W	D	H	W	H					
26	26.5	48.5	21	18-20	18.5-22.5	21	27-30					
RTA 00												



MB Heavy Duty Synchro-Tilter
COM Yardage: 2.25
Freight Class: 250
Product Weight (lbs.): 72
Cubic Feet Per Carton: 19.75



21" Extra Wide Seat
*Global fabrics limited, see notes.
Ergonomic Features:
A, B, C, D, E, L, M, N

	3	*4	5	*6	7	8	9	10	11	12	13	14
2439-16	-	2047	2090	2153	2242	2276	2354	2502	2576	2712	2903	3138
16" seat depth												
2439-18												
18" seat depth												
OVERALL DIMENSIONS			SEAT DIMENSIONS			BACK DIMENSIONS						
W	D	H	W	D	H	W	H					
26	26.5	40.5	21	18-20	18.5-22.5	21	19-22					
RTA 00												

ROBUST



model 2527



Memory Foam
Available, use code "MF".
Add \$76.00.


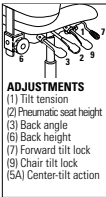

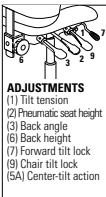
STANDARD FEATURES

- Heavy duty chair rated for multi shift users up to 500 pounds.
- Standard with a six prong, oval tubular steel base (32" in diameter) in Black (BK) Only.
- Standard with a solid steel loop style arm. The arm is vinyl dipped to be warm to the touch and impact absorbent.
- Arms are width adjustable for an extra 2" on each side, providing additional room and comfort for users.
- There are no arm options for this series.
- Side tension adjustment can be reached from a seated position.
- Standard with Ultracell high density, high resilient foam on seat and back.
- Large diameter 3" black casters, providing easier mobility.
- Casters are suitable for hard surface flooring or carpet. There are no caster options for this series.
- Standard pneumatic seat height adjustment. Forward and rearward seat tilt with infinite lock and free floating back angle control. Tilt tension control.

- This series has a two-tone fabric combination as standard. Trim is always Silhouette fabric, SL20 Asphalt.

OPTIONAL FEATURES

- Memory Foam seats are optionally available. This slow release foam molds to your contour and evenly distributes body weight. Please specify (MF) Add \$76.00.
- When upholstered in Vinyl or Leather please note that the Black trim will always be Mock Leather 550 Black.
- There is no option for all leather. Also not available in Drama, Jenny, Match, Quilt, Pebbles, and Sprinkle textiles.
- An optional ballistic nylon outer back, resistant to impact damage is available in Black only. Please specify (BKB). Add \$13.00.
- For availability of chair series in Vinyl, please contact a Global Sales Representative.

DESCRIPTION	FEATURES	MODEL#	STANDARD FABRIC GRADES																																				
			1	2	3	4	5	6	7	8	9	10	11	12																									
 <p>HB Heavy Duty Multi-Tilter COM Yardage: 3.25 Freight Class: 250 Product Weight (lbs.): 118 Cubic Feet Per Carton: 33.50</p>	 <p>ADJUSTMENTS (1) Tilt tension (2) Pneumatic seat height (3) Back angle (6) Back height (7) Forward tilt lock (9) Chair tilt lock (5A) Center-tilt action</p>	<p>Ergonomic Features: A, B, C, F, G, M, N, S</p>	<table border="1"> <thead> <tr> <th colspan="3">OVERALL DIMENSIONS</th> <th colspan="3">SEAT DIMENSIONS</th> <th colspan="3">BACK DIMENSIONS</th> </tr> <tr> <th>W</th> <th>D</th> <th>H</th> <th>W</th> <th>D</th> <th>H</th> <th>W</th> <th>H</th> </tr> </thead> <tbody> <tr> <td>29</td> <td>27.5</td> <td>50.5</td> <td>25.5</td> <td>20</td> <td>16.5-20.5</td> <td>22</td> <td>30</td> </tr> </tbody> </table>												OVERALL DIMENSIONS			SEAT DIMENSIONS			BACK DIMENSIONS			W	D	H	W	D	H	W	H	29	27.5	50.5	25.5	20	16.5-20.5	22	30
			OVERALL DIMENSIONS			SEAT DIMENSIONS			BACK DIMENSIONS																														
			W	D	H	W	D	H	W	H																													
29	27.5	50.5	25.5	20	16.5-20.5	22	30																																
<table border="1"> <tbody> <tr> <td>2526</td> <td>-</td> <td>1772</td> <td>1833</td> <td>1925</td> <td>2054</td> <td>2103</td> <td>2216</td> <td>2429</td> <td>2535</td> <td>2733</td> <td>3008</td> <td>3347</td> </tr> <tr> <td>2526LM</td> <td>-</td> <td>-</td> <td>-</td> <td>-</td> <td>2007</td> <td>-</td> <td>-</td> <td>2383</td> <td>-</td> <td>2687</td> <td>2971</td> <td>3311</td> </tr> </tbody> </table> <p>Leather/Mock Leather</p>												2526	-	1772	1833	1925	2054	2103	2216	2429	2535	2733	3008	3347	2526LM	-	-	-	-	2007	-	-	2383	-	2687	2971	3311		
2526	-	1772	1833	1925	2054	2103	2216	2429	2535	2733	3008	3347																											
2526LM	-	-	-	-	2007	-	-	2383	-	2687	2971	3311																											
<p style="text-align: center;">RTA 00</p>																																							
 <p>MB Heavy Duty Multi-Tilter COM Yardage: 3 Freight Class: 250 Product Weight (lbs.): 114 Cubic Feet Per Carton: 29.50</p>	 <p>ADJUSTMENTS (1) Tilt tension (2) Pneumatic seat height (3) Back angle (6) Back height (7) Forward tilt lock (9) Chair tilt lock (5A) Center-tilt action</p>	<p>Ergonomic Features: A, B, C, F, G, M, N, S</p>	<table border="1"> <thead> <tr> <th colspan="3">OVERALL DIMENSIONS</th> <th colspan="3">SEAT DIMENSIONS</th> <th colspan="3">BACK DIMENSIONS</th> </tr> <tr> <th>W</th> <th>D</th> <th>H</th> <th>W</th> <th>D</th> <th>H</th> <th>W</th> <th>H</th> </tr> </thead> <tbody> <tr> <td>29</td> <td>26.5</td> <td>42.5</td> <td>25.5</td> <td>20</td> <td>16.5-20.5</td> <td>22</td> <td>24</td> </tr> </tbody> </table>												OVERALL DIMENSIONS			SEAT DIMENSIONS			BACK DIMENSIONS			W	D	H	W	D	H	W	H	29	26.5	42.5	25.5	20	16.5-20.5	22	24
			OVERALL DIMENSIONS			SEAT DIMENSIONS			BACK DIMENSIONS																														
			W	D	H	W	D	H	W	H																													
29	26.5	42.5	25.5	20	16.5-20.5	22	24																																
<table border="1"> <tbody> <tr> <td>2527</td> <td>-</td> <td>1667</td> <td>1724</td> <td>1808</td> <td>1927</td> <td>1972</td> <td>2077</td> <td>2273</td> <td>2372</td> <td>2554</td> <td>2808</td> <td>3121</td> </tr> <tr> <td>2527LM</td> <td>-</td> <td>-</td> <td>-</td> <td>-</td> <td>1886</td> <td>-</td> <td>-</td> <td>2261</td> <td>-</td> <td>2565</td> <td>2850</td> <td>3189</td> </tr> </tbody> </table> <p>Mock/Leather</p>												2527	-	1667	1724	1808	1927	1972	2077	2273	2372	2554	2808	3121	2527LM	-	-	-	-	1886	-	-	2261	-	2565	2850	3189		
2527	-	1667	1724	1808	1927	1972	2077	2273	2372	2554	2808	3121																											
2527LM	-	-	-	-	1886	-	-	2261	-	2565	2850	3189																											
<p style="text-align: center;">RTA 00</p>																																							


SAXON



model 2512-3

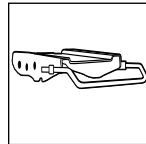


Back



Arm Feature

Arms are designed to flip up and accommodate people wearing equipment belts.



Multi-Depth Mechanism


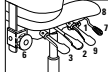
Standard on all models. Allows seat to move forward and backward over a 2" range with 5 locking positions to provide a more shallow or deeper seat.

STANDARD FEATURES

- A contoured molded, Dual cushion Ultracell® foam seat and heavily padded back provides exceptional comfort.
- Rated for multi shift use by persons up to 350 pounds.
- Standard with a five-legged, injection molded base in Black (BK) Only.
- Standard with VL "fold up" arms. Arms fold up to accommodate users that wear equipment belts, such as Policemen and 911 Operators.
- Standard with Vari-Width Adapter Plate (WA).
- Standard with ratchet back height adjustment.

OPTIONAL FEATURES

- Memory foam seats optionally available. This slow release foam moulds to contours and evenly distributes body weight. Please specify (MF), Add \$76.00.
- Ballistic nylon outer back fabric is standard and resistant to impact damage. Available in Black Only.
- C10 casters are standard. Please see page 309 for additional caster options. Optional caster may be priced higher than the standard casters and will incur an upcharge. Lower priced optional casters will not be credited.
- For availability of chair series in Vinyl, please contact a Global Sales Representative.
- Not available in Leather.

DESCRIPTION	FEATURES	MODEL#	STANDARD FABRIC GRADES											
			1	2	3	4	5	6	7	8	9	10	11	12
 <p>HB Heavy Duty Multi-Tilter COM Yardage: 2.25 Freight Class: 150 Product Weight (lbs.): 60 Cubic Feet Per Carton: 13</p>	 <p>ADJUSTMENTS (1) Tilt tension (2) Pneumatic seat height (3) Back angle (6) Back height (7) Forward tilt lock (8) Seat depth (9) Chair tilt lock (5A) Center-tilt action</p>	2512-3	-	1226	1271	1336	1432	1467	1549	1703	1782	1925	2125	2371
			OVERALL DIMENSIONS			SEAT DIMENSIONS			BACK DIMENSIONS					
			W	D	H	W	D	H	W	H				
			27.5	25	39.5	22.5	19-21.5	18-22	20	19.5-22				
			RTA 2		ups									

Ergonomic Features:
A, B, C, M, N, S

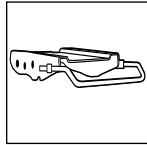
STAMINA+®



model 2440 (TD)



model 2440 (SL)



Multi-Depth Mechanism
Standard on all models. Allows seat to move forward and backward over a 2" range with 5 locking positions to provide a more shallow or deeper seat.



Memory Foam
Available, use code "MF".

STANDARD FEATURES

- Compound curved molded memory foam seat cushion distributes body weight evenly for better circulation and a fluid-like fit.
- All models are standard with a heavy-duty frame and a five-legged, injection molded base.
- Base and frame available in Black (BK) Only.
- Standard with fixed height, adjustable width scuff resistant, Vinyl dipped loop arms (SL) which add up to 21/2" total seat width.
- Rated for Multi-Shift use for people up to 400 pounds.
- Posture tilter mechanism is considered the most ergonomic of intensive use models and provides a posture back, tilting seat, infinite tilt lock, sliding seat depth and adjustable spring tension for user's weight.
- C10 casters are standard.

OPTIONAL FEATURES

- Optional ballistic style nylon outer back fabric available. Resistant to impact damage. Available in Black Only (BKB) Add \$13.00.
- Available with back edge vinyl bumper guard option (VBG). Add \$16.00.
- Please see page 309 for additional caster options. Optional casters may be priced higher than the standard casters for your chair and the difference will be charged. Lower priced optional casters will not be credited.
- Not available in Vinyl, Leather or Jenny, Shard, Drama, Pebbles, and Sprinkle textiles.

DESCRIPTION

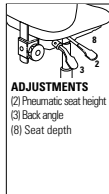
FEATURES

MODEL#

STANDARD FABRIC GRADES



HB Heavy Duty Posture Task
COM Yardage: 2
Freight Class: 125
Product Weight (lbs.): 81
Cubic Feet Per Carton: 2



ADJUSTMENTS
(2) Pneumatic seat height
(3) Back angle
(8) Seat depth

Ergonomic Features:
A, B, C, D, E, F, G, M, N, Q

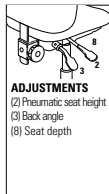
	1	2	3	4	5	6	7	8	9	10	11	12
2440	1549	1598	1636	1695	1777	1807	1878	2015	2080	2208	2381	2595

OVERALL DIMENSIONS			SEAT DIMENSIONS			BACK DIMENSIONS	
W	D	H	W	D	H	W	H
26.	25.	44	22	18-20.5	18-22	21	23-26

RTA 4



MB Heavy Duty Posture Task
COM Yardage: 1.75
Freight Class: 125
Product Weight (lbs.): 76
Cubic Feet Per Carton: 11.50



ADJUSTMENTS
(2) Pneumatic seat height
(3) Back angle
(8) Seat depth

Ergonomic Features:
A, B, C, D, E, F, G, M, N, Q

	1	2	3	4	5	6	7	8	9	10	11	12
2441	1433	1475	1508	1561	1631	1656	1721	1839	1896	2009	2158	2347

OVERALL DIMENSIONS			SEAT DIMENSIONS			BACK DIMENSIONS	
W	D	H	W	D	H	W	H
26.	25.	38.5	22	18-20.5	18-22	21	19-22

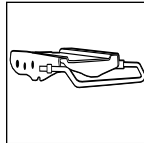
RTA 4

VION



model TS6321-3

model TS6331-3



Multi-Depth Mechanism

Allows seat to move forward and backward over a 2" range with 5 locking positions to provide a more shallow or deeper seat.

VION FINISHES - TASK SEATING				
Back Frame	Base	Specify Code	Arm Option	Specify Code
Black	Black	BK	Adj. "T" arm (Black) Adj. "T" arm, fixed armcap (Black) Fixed "C" arm (Black)	AS AF C
Black	Polished Aluminum	BA Add \$110.00	Adj. "T" arm (Black, Chrome accent) Adj. "T" arm, fixed armcap (Black, Chrome accent) Fixed "C" arm (Black) Fixed "C" arm (Polished aluminum)	AC AD C CA - Add \$135.00
Fog	Fog	FG Add \$50.00	Adj. "T" arm (Fog) Adj. "T" arm, fixed armcap (Fog) Fixed "C" arm (Fog)	FA FF CC
Fog	Polished Aluminum	FA Add \$160.00	Adj. "T" arm (Fog, Chrome accent) Adj. "T" arm, fixed armcap (Fog, Chrome accent) Fixed "C" arm (Fog) Fixed "C" arm (Polished Aluminum)	FC CF CC CA - Add \$135.00


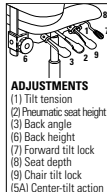

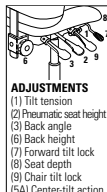
* All arms have Black SSU Armcaps.


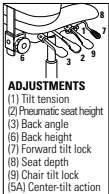



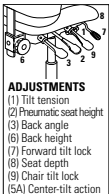



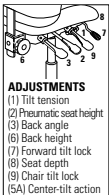



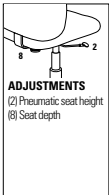


STANDARD FEATURES

- The TS models are available within standard Vion series. TS stands for "Three Shift" and each of the TS models are rated for 24-7 applications as well as weight rated up to 350 pounds.
- Multi-Tilter models, feature a heavy duty mechanism.
- Multi-Tilters are standard with Pneumatic seat height and sliding seat depth adjustment. Forward and rearward seat tilt with infinite lock and free floating back angle control. Tilt tension control.
- Side activated sliding seat depth adjustment (MD) is standard on Multi-Tilter. Provides 2" of seat depth adjustment.
- Heavy duty drafting stools are standard with fixed back. Seat depth and pneumatic seat height adjustments. Swivels with adjustable chrome footring.
- All models are standard with either Ultracell or molded heavy duty seat foam.
- All models have a heavy duty 3" wide back upright.
- All models are standard with height and width adjustable arms (AS) that feature a front to back sliding armcap.
- Upholstered back models will always feature black fabric (Jenny JN02) on the back side.

OPTIONAL FEATURES

- Mesh back models are available in 10 colors: Aqua (MS75), Black (MS69), Black Cherry (MS76), Blue (MS72), Dust (MS77), Ivory (MS78), Natural (MS74), Paprika (MS79), Rope (MS73) and Stone (MS71).
- Vion mesh back models (all 10 colors) and approved upholstery materials are available to meet California TB133.
- Upholstered back models offer a Matching Outer (MO) upholstery option. Due to the additional material needed, these models are listed separately and are priced differently than the standard upholstered back models.
- Two featured "T" arm options that include height and width adjusting arms, one with sliding arm caps (AS) and one without sliding arm caps (AF). Also, available is a stylish fixed urethane arm (C) for conference/management environments.
- Optional Lumbar Pad can be added at the time of order. Please specify LP and add \$25.00. Lumbar Pad can also be order after sale as a kit, specify model 6339 at \$25.00 list. The Lumbar Pad is adjustable up to 3".
- Optional Memory Foam available on Vion Seats. Please specify MF and add \$76.00.
- B7A Polished aluminum base and matching chrome arm accent on either AS or AF arms. Please specify ALU and AC. Add \$110.00.
- Grade 2 and above textiles (or 100,000+ rubs) are recommended for 24-7 applications. All models are available in fabric, vinyl or leather.

DESCRIPTION	FEATURES	MODEL#	STANDARD FABRIC GRADES													
			1	2	3	4	5	6	7	8	9	10	11	12		
 <p>HB Heavy Duty Multi - Tilter - Mesh Back COM Yardage: 1.75 Freight Class: 150 Product Weight (lbs.): 49 Cubic Feet Per Carton: 9.75</p>	 <p>ADJUSTMENTS (1) Tilt tension (2) Pneumatic seat height (3) Back angle (6) Back height (7) Forward tilt lock (8) Seat depth (9) Chair tilt lock (5A) Center-tilt action</p>	<p>Vion TS</p> <p>Ergonomic Features: A, B, C, E, F, G, H, M, N, Q, U, S</p>	TS6321-3	870	894	912	941	980	995	1029	1096	1128	1189	1273	1377	
			TS6321L-3	-	-	-	-	-	-	-	1064	1107	1161	1253	1357	
			OVERALL DIMENSIONS			SEAT DIMENSIONS			BACK DIMENSIONS							
			W	D	H	W	D	H	W	H						
	25.5	24	41	18	17-19.5	17.5-21.5	19	21.5-24								
 <p>MB Heavy Duty Multi - Tilter - Mesh Back COM Yardage: 1.75 Freight Class: 150 Product Weight (lbs.): 49 Cubic Feet Per Carton: 9.75</p>	 <p>ADJUSTMENTS (1) Tilt tension (2) Pneumatic seat height (3) Back angle (6) Back height (7) Forward tilt lock (8) Seat depth (9) Chair tilt lock (5A) Center-tilt action</p>	<p>Vion TS</p> <p>Ergonomic Features: A, B, C, E, F, G, H, M, N, Q, U, S</p>	TS6322-3	835	860	879	907	946	961	995	1062	1094	1155	1239	1344	
			TS6322L-3	-	-	-	-	-	-	-	1029	1072	1126	1218	1322	
			OVERALL DIMENSIONS			SEAT DIMENSIONS			BACK DIMENSIONS							
			W	D	H	W	D	H	W	H						
	25.5	24	41	18	17-19.5	17.5-21.5	19	21.5-24								

DESCRIPTION	FEATURES	MODEL#	STANDARD FABRIC GRADES																																																																																																					
			1	2	3	4	5	6	7	8	9	10	11	12																																																																																										
 MB Heavy Duty Drafting Stool - Mesh Back COM Yardage: 1.75 Freight Class: 150 Product Weight (lbs.): 49 Cubic Feet Per Carton: 9.75	 ADJUSTMENTS (1) Tilt tension (2) Pneumatic seat height (3) Back angle (6) Back height (7) Forward tilt lock (8) Seat depth (9) Chair tilt lock (5A) Center-tilt action	Vion S Ergonomic Features: A, B, C, D, F, G, H, M, N, Q, S	<table border="1"> <tr> <td>S6328-6</td><td>671</td><td>698</td><td>719</td><td>750</td><td>795</td><td>811</td><td>850</td><td>925</td><td>961</td><td>1030</td><td>1124</td><td>1242</td> </tr> <tr> <td>S6328L-6 Leather</td><td>-</td><td>-</td><td>-</td><td>-</td><td>-</td><td>-</td><td>-</td><td>807</td><td>850</td><td>904</td><td>996</td><td>1100</td> </tr> <tr> <td colspan="3">OVERALL DIMENSIONS</td> <td colspan="3">SEAT DIMENSIONS</td> <td colspan="6">BACK DIMENSIONS</td> </tr> <tr> <td>W</td><td>D</td><td>H</td> <td>W</td><td>D</td><td>H</td> <td>W</td><td>D</td><td>H</td><td>W</td><td>H</td><td></td><td></td> </tr> <tr> <td>25.5</td><td>24</td><td>48</td> <td>18</td><td>17.5</td><td>23.5-33.5</td> <td>19</td><td></td><td></td><td>21.5-24</td><td></td><td></td><td></td> </tr> </table>												S6328-6	671	698	719	750	795	811	850	925	961	1030	1124	1242	S6328L-6 Leather	-	-	-	-	-	-	-	807	850	904	996	1100	OVERALL DIMENSIONS			SEAT DIMENSIONS			BACK DIMENSIONS						W	D	H	W	D	H	W	D	H	W	H			25.5	24	48	18	17.5	23.5-33.5	19			21.5-24																													
			S6328-6	671	698	719	750	795	811	850	925	961	1030	1124	1242																																																																																									
			S6328L-6 Leather	-	-	-	-	-	-	-	807	850	904	996	1100																																																																																									
			OVERALL DIMENSIONS			SEAT DIMENSIONS			BACK DIMENSIONS																																																																																															
			W	D	H	W	D	H	W	D	H	W	H																																																																																											
25.5	24	48	18	17.5	23.5-33.5	19			21.5-24																																																																																															
			 																																																																																																					
 HB Heavy Duty Multi - Tilter - Upholstered Back COM Yardage: 1.75 Freight Class: 150 Product Weight (lbs.): 49 Cubic Feet Per Carton: 9.75	 ADJUSTMENTS (1) Tilt tension (2) Pneumatic seat height (3) Back angle (6) Back height (7) Forward tilt lock (8) Seat depth (9) Chair tilt lock (5A) Center-tilt action	Vion TS Ergonomic Features: A, B, C, E, F, G, H, M, N, Q, U, S	<table border="1"> <tr> <td>TS6331-3</td><td>960</td><td>991</td><td>1014</td><td>1049</td><td>1099</td><td>1117</td><td>1160</td><td>1243</td><td>1283</td><td>1360</td><td>1465</td><td>1595</td> </tr> <tr> <td>TS6331-3MO</td><td>999</td><td>1029</td><td>1052</td><td>1087</td><td>1137</td><td>1155</td><td>1198</td><td>1281</td><td>1321</td><td>1398</td><td>1503</td><td>1633</td> </tr> <tr> <td>TS6331L-3</td><td>-</td><td>-</td><td>-</td><td>-</td><td>-</td><td>-</td><td>-</td><td>1096</td><td>1150</td><td>1217</td><td>1332</td><td>1462</td> </tr> <tr> <td>TS6331L-3MO</td><td>-</td><td>-</td><td>-</td><td>-</td><td>-</td><td>-</td><td>-</td><td>1426</td><td>1480</td><td>1547</td><td>1662</td><td>1792</td> </tr> <tr> <td colspan="3">OVERALL DIMENSIONS</td> <td colspan="3">SEAT DIMENSIONS</td> <td colspan="6">BACK DIMENSIONS</td> </tr> <tr> <td>W</td><td>D</td><td>H</td> <td>W</td><td>D</td><td>H</td> <td>W</td><td>D</td><td>H</td><td>W</td><td>H</td><td></td><td></td> </tr> <tr> <td>25.5</td><td>24</td><td>41</td> <td>18</td><td>17-19.5</td><td>17.5-21.5</td> <td>19</td><td></td><td></td><td>21.5-24</td><td></td><td></td><td></td> </tr> </table>												TS6331-3	960	991	1014	1049	1099	1117	1160	1243	1283	1360	1465	1595	TS6331-3MO	999	1029	1052	1087	1137	1155	1198	1281	1321	1398	1503	1633	TS6331L-3	-	-	-	-	-	-	-	1096	1150	1217	1332	1462	TS6331L-3MO	-	-	-	-	-	-	-	1426	1480	1547	1662	1792	OVERALL DIMENSIONS			SEAT DIMENSIONS			BACK DIMENSIONS						W	D	H	W	D	H	W	D	H	W	H			25.5	24	41	18	17-19.5	17.5-21.5	19			21.5-24			
			TS6331-3	960	991	1014	1049	1099	1117	1160	1243	1283	1360	1465	1595																																																																																									
			TS6331-3MO	999	1029	1052	1087	1137	1155	1198	1281	1321	1398	1503	1633																																																																																									
			TS6331L-3	-	-	-	-	-	-	-	1096	1150	1217	1332	1462																																																																																									
			TS6331L-3MO	-	-	-	-	-	-	-	1426	1480	1547	1662	1792																																																																																									
OVERALL DIMENSIONS			SEAT DIMENSIONS			BACK DIMENSIONS																																																																																																		
W	D	H	W	D	H	W	D	H	W	H																																																																																														
25.5	24	41	18	17-19.5	17.5-21.5	19			21.5-24																																																																																															
			 																																																																																																					
 MB Heavy Duty Multi - Tilter - Upholstered Back COM Yardage: 1.75 Freight Class: 150 Product Weight (lbs.): 49 Cubic Feet Per Carton: 9.75	 ADJUSTMENTS (1) Tilt tension (2) Pneumatic seat height (3) Back angle (6) Back height (7) Forward tilt lock (8) Seat depth (9) Chair tilt lock (5A) Center-tilt action	Vion TS Ergonomic Features: A, B, C, E, F, G, H, M, N, Q, U, S	<table border="1"> <tr> <td>TS6332-3</td><td>925</td><td>955</td><td>978</td><td>1013</td><td>1063</td><td>1081</td><td>1124</td><td>1207</td><td>1247</td><td>1324</td><td>1429</td><td>1559</td> </tr> <tr> <td>TS6332-3MO</td><td>966</td><td>1017</td><td>1058</td><td>1119</td><td>1205</td><td>1246</td><td>1325</td><td>1450</td><td>1546</td><td>1653</td><td>1874</td><td>2109</td> </tr> <tr> <td>TS6332L-3</td><td>-</td><td>-</td><td>-</td><td>-</td><td>-</td><td>-</td><td>-</td><td>1096</td><td>1150</td><td>1217</td><td>1332</td><td>1462</td> </tr> <tr> <td>TS6332L-3MO</td><td>-</td><td>-</td><td>-</td><td>-</td><td>-</td><td>-</td><td>-</td><td>1280</td><td>1366</td><td>1474</td><td>1657</td><td>1866</td> </tr> <tr> <td colspan="3">OVERALL DIMENSIONS</td> <td colspan="3">SEAT DIMENSIONS</td> <td colspan="6">BACK DIMENSIONS</td> </tr> <tr> <td>W</td><td>D</td><td>H</td> <td>W</td><td>D</td><td>H</td> <td>W</td><td>D</td><td>H</td><td>W</td><td>H</td><td></td><td></td> </tr> <tr> <td>25.5</td><td>24</td><td>41</td> <td>18</td><td>17-19.5</td><td>17.5-21.5</td> <td>19</td><td></td><td></td><td>21.5-24</td><td></td><td></td><td></td> </tr> </table>												TS6332-3	925	955	978	1013	1063	1081	1124	1207	1247	1324	1429	1559	TS6332-3MO	966	1017	1058	1119	1205	1246	1325	1450	1546	1653	1874	2109	TS6332L-3	-	-	-	-	-	-	-	1096	1150	1217	1332	1462	TS6332L-3MO	-	-	-	-	-	-	-	1280	1366	1474	1657	1866	OVERALL DIMENSIONS			SEAT DIMENSIONS			BACK DIMENSIONS						W	D	H	W	D	H	W	D	H	W	H			25.5	24	41	18	17-19.5	17.5-21.5	19			21.5-24			
			TS6332-3	925	955	978	1013	1063	1081	1124	1207	1247	1324	1429	1559																																																																																									
			TS6332-3MO	966	1017	1058	1119	1205	1246	1325	1450	1546	1653	1874	2109																																																																																									
			TS6332L-3	-	-	-	-	-	-	-	1096	1150	1217	1332	1462																																																																																									
			TS6332L-3MO	-	-	-	-	-	-	-	1280	1366	1474	1657	1866																																																																																									
OVERALL DIMENSIONS			SEAT DIMENSIONS			BACK DIMENSIONS																																																																																																		
W	D	H	W	D	H	W	D	H	W	H																																																																																														
25.5	24	41	18	17-19.5	17.5-21.5	19			21.5-24																																																																																															
			 																																																																																																					
 MB Heavy Duty Drafting Stool - Upholstered Back COM Yardage: 1 Freight Class: 150 Product Weight (lbs.): 47 Cubic Feet Per Carton: 10.50	 ADJUSTMENTS (2) Pneumatic seat height (8) Seat depth	Vion S Ergonomic Features: C, E, M, N	<table border="1"> <tr> <td>S6338-6</td><td>754</td><td>787</td><td>814</td><td>853</td><td>909</td><td>929</td><td>978</td><td>1071</td><td>1116</td><td>1203</td><td>1321</td><td>1468</td> </tr> <tr> <td>S6338L-6</td><td>-</td><td>-</td><td>-</td><td>-</td><td>-</td><td>-</td><td>-</td><td>1010</td><td>1064</td><td>1132</td><td>1246</td><td>1376</td> </tr> <tr> <td colspan="3">OVERALL DIMENSIONS</td> <td colspan="3">SEAT DIMENSIONS</td> <td colspan="6">BACK DIMENSIONS</td> </tr> <tr> <td>W</td><td>D</td><td>H</td> <td>W</td><td>D</td><td>H</td> <td>W</td><td>D</td><td>H</td><td>W</td><td>H</td><td></td><td></td> </tr> <tr> <td>25.5</td><td>24</td><td>48</td> <td>20</td><td>17.5</td><td>23.5-33.5</td> <td>18.5</td><td></td><td></td><td>21</td><td></td><td></td><td></td> </tr> </table>												S6338-6	754	787	814	853	909	929	978	1071	1116	1203	1321	1468	S6338L-6	-	-	-	-	-	-	-	1010	1064	1132	1246	1376	OVERALL DIMENSIONS			SEAT DIMENSIONS			BACK DIMENSIONS						W	D	H	W	D	H	W	D	H	W	H			25.5	24	48	20	17.5	23.5-33.5	18.5			21																													
			S6338-6	754	787	814	853	909	929	978	1071	1116	1203	1321	1468																																																																																									
			S6338L-6	-	-	-	-	-	-	-	1010	1064	1132	1246	1376																																																																																									
			OVERALL DIMENSIONS			SEAT DIMENSIONS			BACK DIMENSIONS																																																																																															
			W	D	H	W	D	H	W	D	H	W	H																																																																																											
25.5	24	48	20	17.5	23.5-33.5	18.5			21																																																																																															
			 																																																																																																					

arm and caster options



ARM SELECTIONS

SERIES	ARMS	STD	AL	AS	C	CA	*F	GL	G1	G2	G3	G4	G5	G6	G7	JO	JJ	3B	3P	3R
ALERO	GL	0	0	0	135	95	STD	0	0	0	0	0	0	0	0	49	0	0	0	
ASPEN	AS	NA	STD	NA	NA	NA	0	0	NA	0	0	0	NA	0	NR	NR	NR	NR	NR	
DEXTER	3R	26	26	NA	NA	121	26	26	26	26	26	26	26	26	26	26	75	0	0	STD
ECHO	3P	26	26	26	160	121	26	26	26	26	26	26	26	26	26	26	75	0	STD	0
ENTERPRISE	TD	26	26	NA	NA	121	26	26	26	26	26	26	26	26	26	26	75	0	0	0
GOAL	3N	NR	NR	59	NA	NR	NR	NR	NR	NR	NR	NR	NR	NR	NR	59	108	33	33	33
GRAHAM	3N	59	59	NA	NA	154	59	59	59	59	59	59	59	59	59	59	108	33	33	33
GRANADA	3N	59	59	NA	NA	154	59	59	59	59	59	59	59	NR	59	108	33	33	33	
GRANADA DELUXE	3B	26	26	NA	NA	121	26	26	26	26	26	26	26	26	26	26	75	STD	0	0
GRAPHIC	G4	NR	0	0	135	NR	0	0	NA	0	STD	0	NA	0	NR	NR	NR	NR	NR	
INDULGE	GL	0	0	0	NA	95	STD	0	0	0	0	0	0	0	0	49	0	0	0	
LOOVER	G5	0	0	0	135	95	0	0	0	0	0	0	STD	0	0	0	49	0	0	0
MALAGA	TD	26	26	NA	NA	121	26	26	26	26	26	26	26	26	26	26	75	0	0	0
MALLORCA	3P	26	26	NA	NA	121	26	26	26	26	26	26	26	26	26	26	75	0	STD	0
MAXIMA II	TD	26	26	NA	NA	121	26	26	NR	26	26	26	NR	26	26	26	75	0	STD	0
OBUSFORME	G3	NA	0	NA	NA	95	0	0	0	STD	26	0	0	0	0	49	0	0	0	
OBUSFORME COMFORT	G3	0	0	NA	NA	95	0	0	0	STD	0	0	0	0	0	49	0	0	0	
SAXON	VL	NR	0	NA	NA	82	0	0	0	0	0	0	0	0	0	36	0	0	0	
SCALE 3	G5	0	0	0	135	95	0	0	0	0	0	0	STD	0	0	0	49	0	0	0
SCALE 2	G6	0	0	0	NA	95	0	0	0	0	0	0	0	STD	0	0	0	0	0	
SCALE 1	G6	NA	NA	NA	NA	NA	0	0	0	0	0	0	0	STD	0	NA	NA	NA	NA	
SOFTCURVE LM	SC	26	26	26	135	121	26	26	26	26	26	26	26	26	26	26	75	0	0	0
STAMINA+	SL	NA	NA	NA	NA	NA	NA	NA	NA	NA	NA	NA	NA	NA	NA	NA	NA	NA	NA	
SUPRA X	SC	26	26	26	160	121	26	26	26	26	26	26	26	26	26	26	75	0	0	0
SYNOPSIS	3B	26	26	26	160	121	26	26	26	26	26	26	26	26	26	26	75	STD	0	0
TAMIRI	TD	26	26	NA	NA	121	26	26	26	26	26	26	26	26	26	26	75	0	0	0
TRIUMPH	G1	NA	0	NA	NA	95	0	STD	NA	0	0	0	NA	NA	NA	NA	NA	NA	NA	
TRUFORM	SC	26	26	26	160	121	26	26	26	26	26	26	26	26	26	26	75	0	0	0
TYE	3N	59	59	NA	NA	59	59	59	59	59	59	59	59	59	59	59	108	33	33	33
VION	AS/C	0	STD	STD	135	95	0	0	0	0	0	0	0	0	0	49	0	0	0	
WEEV	GL	0	0	0	135	95	STD	0	0	0	0	0	0	0	0	49	0	0	0	
YORKDALE	3N	59	59	NA	NA	154	59	59	59	59	59	59	59	59	59	59	108	33	33	33

NOTE: NA = NOT AVAILABLE
NR = OPTION NOT RECOMMENDED

ARM SELECTIONS

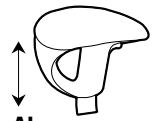
SERIES	ARMS	ARM SELECTIONS																	
		STD	0	OJ	SC	TD	T6	ZH	*1T	*2M	3N	4M	4T	4J	9B	9S	*Z	ZT	WA
ALERO	GL	0	23	0	0	0	00	NR	NR	0	0	0	49	95	23	0	13	53	
ASPEN	AS	NR	NR	NR	NR	0	NR	NR	NR	NR	NR	NR	NR	95	23	NR	NA	STD	
DEXTER	3R	0	49	NR	0	26	NR	NR	NR	0	26	26	75	121	49	NR	39	STD	
ECHO	3P	0	49	0	0	26	0	NR	NR	0	26	26	75	121	49	NR	39	STD	
ENTERPRISE	G1	0	49	0	0	26	0	NR	NR	0	26	26	75	121	49	NR	39	STD	
GOAL	3N	33	82	33	33	NR	NR	NR	NR	STD	59	59	108	154	0	0	72	53	
GRAHAM	3N	33	82	33	33	59	0	NR	NR	STD	59	59	108	154	82	NR	72	53	
GRANADA	3N	33	82	33	33	59	0	NR	NR	STD	59	59	108	154	82	NR	72	STD	
GRANADA DELUXE	3B	0	49	0	0	26	0	NR	NR	0	26	26	75	121	49	NR	39	STD	
GRAPHIC	G4	NR	NR	0	NR	0	NR	NR	NR	NR	NR	NR	NR	NR	NR	NR	13	STD	
INDULGE	GL	0	23	0	0	0	NR	NR	NR	0	0	0	49	95	23	NR	13	STD	
LOOVER	G5	0	23	0	0	0	0	0	0	0	0	0	49	95	23	0	NA	0	
MALAGA	TD	0	49	0	STD	26	0	NR	NR	0	26	26	75	121	49	NR	39	STD	
MALLORCA	3P	0	49	0	0	26	NR	NR	NR	0	26	26	75	121	49	NR	39	STD	
MAXIMA II	TD	0	49	NR	STD	26	NR	NR	NR	0	26	26	75	121	49	NR	39	STD	
OBUSFORME	G3	0	23	0	0	26	0	NR	NR	0	0	0	49	95	23	NR	13	NA	
OBUSFORME COMFORT	G3	0	23	0	0	0	0	NR	NR	0	0	0	49	95	23	NR	13	STD	
SAXON	VL	0	10	0	NR	0	0	NR	NR	0	0	0	36	NR	10	NR	NR	NA	
SCALE 3	G5	0	23	0	0	0	0	NR	NR	0	0	0	49	95	23	NR	13	STD	
SCALE 2	G6	0	0	0	0	0	0	NR	NR	0	0	0	0	0	0	NR	0	STD	
SCALE 1	G6	NA	NA	NA	NA	0	NA	NA	NA	NA	NA	NA	NA	NA	NA	NA	0	STD	
SOFTCURVE LM	SC	0	49	STD	0	26	0	NR	NR	0	26	26	75	121	49	NR	39	53	
STAMINA+	SL	NA	NA	NA	0	NA	NA	NA	NA	NA	NA	NA	NA	NA	NA	NA	NA	STD	
SUPRA X	SC	0	49	STD	0	26	0	NR	NR	0	26	26	75	121	49	NR	39	STD	
SYNOPSIS	3B	0	49	0	0	26	0	NR	NR	0	26	26	75	121	49	NR	39	STD	
TAMIRI	TD	0	49	0	STD	26	0	NR	NR	0	26	26	75	121	49	NR	39	53	
TRIUMPH	G1	NA	NA	NA	NA	NA	NA	NA	NA	NA	NA	NA	NA	NA	NA	NA	NA	NA	
TRUFORM	SC	0	49	STD	0	26	0	NR	NR	0	26	26	75	121	49	NR	39	NA	
TYE	3N	33	82	33	33	59	0	NR	NR	STD	59	59	108	154	82	NR	72	53	
VION	AS/C	0	23	0	0	0	0	0	0	0	0	0	49	95	23	0	NA	0	
WEEV	GL	0	23	0	0	0	0	NR	NR	0	0	0	49	95	23	NR	13	STD	
YORKDALE	3N	33	82	33	33	59	0	NR	NR	STD	59	59	108	154	82	NR	72	NA	

NOTE: ARMCHAIRS HAVE FIXED ARMS WHICH ARE NOT INTERCHANGEABLE WITH ADJUSTABLE ARMS LISTED ABOVE.
 * INDICATES THAT ARMS CAN NOT BE USED WITH "WA" ARM WIDTH ADAPTER. 0 = AVAILABLE AT NO ADDITIONAL CHARGE

ARM SELECTIONS

OPTIONAL ARMS

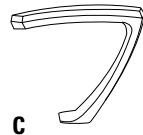
Purchased separately from the chair. Cost listed below arm descriptions. Refer to chart for series compatibility.
(List price shown for upholstered arm options are for the standard Grade 1 fabric.)



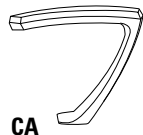
AL
Height adjustable Sabre style arm. Durable nylon. **\$193.00**



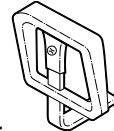
AS
Height and width adjustable forward and backward sliding armcaps. **\$193.00**



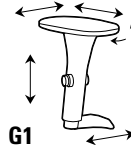
C
Fixed height and stylish "C" arm. Self-skinned urethane. Black only. **\$193.00**



CA
Fixed height and stylish "C" arm. Polished Aluminum. **\$305.00**



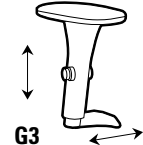
F
Height adjustable Parallelogram arm. Self-skinned urethane. **\$283.00**



G1
Height and width adjustable forward and backward sliding armcaps. Self-skinned urethane pad rotates inward. **\$193.00**



G2
Special low rise version of G3 arm, positions 1" lower but retains all G3 functions. **\$193.00**



G3
Height and width adjustable forward and backward sliding armcaps. Self-skinned urethane pad rotates inward 30 degrees. **\$193.00**



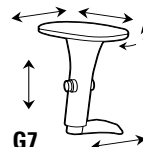
G4
Height adjustable "T" style Graphic arm. Self-Skinned Urethane (SSU) armcap. Slides forward and back. **\$193.00**



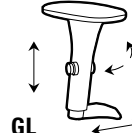
G5
Lockable, highly adjustable armcap slides forward and backward, cap slides over seat 3/4" each side, cap rotates inward & outward. Soft (SSU) arm pad. **\$193.00**



G6
Special low rise version of G5 arm, positions 1" lower but retains all G5 arm functions. **\$193.00**



G7
Wider highly adjustable armcap slides forward and backward, cap slides over seat 3/4" each side. Cap rotates inward. Soft SSU arm pad. Curved corners and sides. **\$193.00**



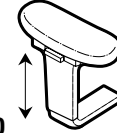
GL
Height and width adjustable forward and backward sliding armcaps. **\$193.00**



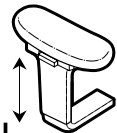
JJ
Height Adjustable "T" arm. Kidney shaped Comfort Foam armcaps. Vertical angle adjustment. Sits 1.5" higher than standard arms. **\$239.00**



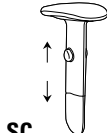
JO
Height Adjustable "T" arm. Kidney shaped Self-Skinned Urethane armcap. Vertical angle adjustment. Sits 1.5" higher than standard arms. **\$193.00**



O
Height adjustable "T" arms with kidney shaped armcaps. Self-skinned urethane. **\$168.00**



OJ
Height adjustable "T" arms with kidney shaped armcaps. Comfort Foam armcaps. **\$215.00**



SC
Height adjustable forward swept arms with kidney shaped armcaps. Self-skinned urethane. **\$168.00**



TD
Height adjustable "T" arms with teardrop shaped armcaps. Self-skinned urethane. **\$168.00**



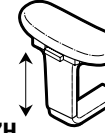
T6
Height adj. T arm. Rotates 360. Self-skinned urethane. **\$226.00**



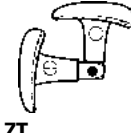
Y
Fixed height "T" arms with kidney shaped armcaps. Self-skinned urethane. **\$107.00**



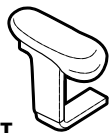
Z
Fixed height sculptered "T" arms with kidney shaped armcaps. Upholstered. **\$80.00**



ZH
Height adjustable "T" arms with kidney shaped armcaps. Upholstered. **\$130.00**



ZT
Height adjustable "T" arms. Swings away and folds. Self-skinned urethane. **\$205.00**



1T
Fixed height "T" arms with teardrop shaped armcaps. Self-skinned urethane. **\$144.00**



2M
Fixed height "T" arms with concave shaped armcaps. Self-skinned urethane. **\$144.00**



2N
Oval tubular upright. Fixed height "T" arm with Luxcurve armcap soft touch Self-Skinned Urethane (SSU) armcap. **\$144.00**



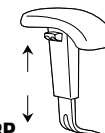
2Z
Fixed height tubular "T" arms with kidney shaped armcaps. Upholstered. **\$80.00**



3B
Height Adjustable "T" arm with soft touch Self-Skinned Urethane (SSU) armcap. **\$168.00**



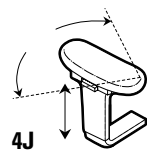
3N
Height adjustable "T" arms with curved shaped armcaps. Self-skinned urethane. Available in Black Only. **\$136.00**



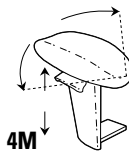
3P
Height adjustable "waterfall edge" arms. Self-skinned urethane. Available in Black Only. **\$168.00**



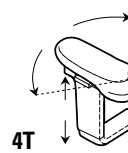
3R
Hard durometer. Height Adjustable "T" arm with Concave Oval soft touch Self-Skinned Urethane (SSU) armcap. **\$168.00**



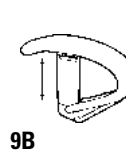
4J
Height adjustable "T" arms with kidney shaped armcaps. Rotates 300 horizontally. Comfort Foam armcaps. **\$239.00**



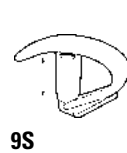
4M
Height/pivot adjustable "T" arms with concave shaped armcaps. Self-skinned urethane. Sits 3" higher than standard arms. **\$193.00**



4T
Height/pivot adjustable "T" arms with teardrop shaped armcaps. Self-skinned urethane. **\$193.00**

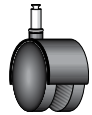


9B
Height adjustable boomerang style arms. Laminate Hardwood. **\$321.00**



9S
Height adjustable boomerang style arms. Self-skinned urethane. **\$215.00**

CASTER SELECTIONS



C1	2" Dual Wheel Caster	Black	Carpeted Floor	1 each set of 5	11 53
----	----------------------	-------	----------------	-----------------	------------------------

Available on: Karizma, Selectra, Softcurve and Traditional bases.
• Beaconand Troy wood bases Only.



C7	Slipper Glide (allows chair to remain at caster height)	Black	Any surface	1 each set of 5	11 53
----	--	-------	-------------	-----------------	------------------------

Available on: All bases

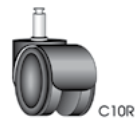


C9R	2 1/2" Dual Wheel Rubber Coated Caster	Black	Vinyl, Marble, Hardwood Floor	1 each set of 5	20 100
-----	--	-------	-------------------------------	-----------------	-------------------------

Available on: All bases



C10	2" Integrated Dual Wheel Caster	Black	Carpeted Floor	1 each set of 5	18 89
-----	---------------------------------	-------	----------------	-----------------	------------------------



C10R	Integrated Dual Wheel Rubber Coated Caster	Black	Vinyl, Marble, Hardwood Floor	1 each set of 5	27 131
------	--	-------	-------------------------------	-----------------	-------------------------

Available on: Arno Deluxe, Concorde, Graham, Malaga, Maxima II, OBUSForme, OBUSForme Executive, Shadow, Stamina+, Tamiri and Tara bases Only.



C14R	Automatic Locking Rubber Caster (while sitting)	Black	Any surface	1 each set of 5	47 236
------	--	-------	-------------	-----------------	-------------------------

Available on: All bases



C15	Manual Locking Caster (individual)	Black	Carpeted Floor	1 each set of 5	24 121
-----	------------------------------------	-------	----------------	-----------------	-------------------------

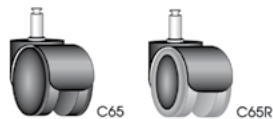
Available on: All bases



C35CR	Rubber Coated Caster	Charcoal Grey	Vinyl, Marble, Hardwood Floor	1 each set of 5	24 121
-------	----------------------	---------------	-------------------------------	-----------------	-------------------------

C35TR	Rubber Coated Caster	Tungsten	Vinyl, Marble, Hardwood Floor	1 each set of 5	24 121
-------	----------------------	----------	-------------------------------	-----------------	-------------------------

Available on: Ride Only.



C65	2" Dual Wheel Caster	Black	Carpeted Floor	1 each set of 5	11 53
-----	----------------------	-------	----------------	-----------------	------------------------

C65R	2" Dual Wheel Rubber Coated Caster	Black	Vinyl, Marble, Hardwood Floor	1 each set of 5	20 100
------	------------------------------------	-------	-------------------------------	-----------------	-------------------------

Available on: All bases (except wood base chairs).

CASTER NOTES:

- Optional casters may be priced higher than the standard casters for your chair and the difference will be charged. Lower priced casters will Not be credited.
- All casters are Not appropriate for all flooring surfaces. Please consult with your Sales Representative or Global Customer Service Representative for special situations that can be verified with the caster manufacturer. Alternative casters, if needed, may require an upcharge.

CYLINDER SELECTIONS



3" Pneumatic Lift

\$32.00

- Pneumatic lift cylinder with 3 inch travel.
- Contact customer service for availability and details as model number and cover can may vary for applications.
- Sits approximately 1 1/2" lower than a 4 inch lift at the lowest seat height.
- **Note: Replacement cost as shown. If ordered on new chair at time of order a 3 inch lift can be specified at no extra cost.**



4" Pneumatic Lift

\$32.00

- Pneumatic lift cylinder with 4 inch travel.
- Contact customer service for availability and details as model number and cover can may vary for applications.
- Sits approximately 1 1/2" higher than a 3 inch lift at the lowest seat height.
- **Note: Replacement cost as shown. If ordered on new chair at time of order a 4 inch lift can be specified at no extra cost.**



5" Pneumatic lift

\$32.00

- Pneumatic lift cylinder with 5" travel.
 - Contact customer service for availability and details as model number and cover can may vary for applications.
 - Sits approximately 1 1/4" higher than a standard 4 inch lift at the lowest seat height.
 - **Note: Replacement cost as shown. If ordered on new chair at time of order a 5 inch lift can be specified at no extra cost.**
-

specialty



Academic Classroom.....362-366



Industrial ESD.....377-380



Industrial Wipe Down.....389-391



Academic Task367-370



Industrial Clean Room.....381-385


Arms and Casters.....392-393



Industrial371-376



Industrial Anti-Microbial.....386-388





STANDARD FEATURES

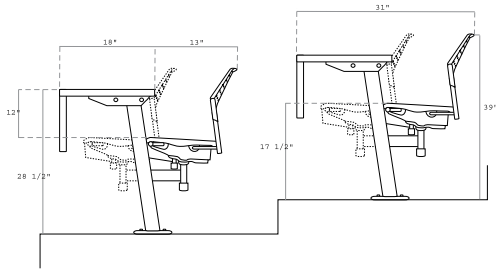
- Academic Seating can be custom designed to meet the requirements of most lecture halls.
- The seat posts, seats and worksurfaces all have metal connections for extra durability.
- Seats are not available with arms.
- Seat posts are only available in Black.
- Optional seat posts are available for sloping floors. Please ask your sales representative for more details.
- One Power/Data Dome has outlets for two people.
- If Power/Data Dome is required, worksurfaces must be ordered with grommet holes.
- All worksurfaces come with a 3mm PVC T-molded edge with radius corners.
- Installation is required and can be sourced out through your sales representative.

- Please note: Dimensions are approximate measurements may vary slightly.
- Please note: All orders for Academic Seating must be submitted with a drawing.
- Academic Seating is not available in Leather.

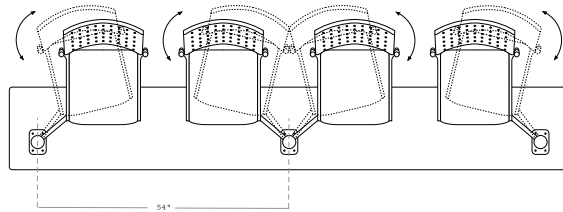
OPTIONAL FEATURES

- Tops available in the following High Pressure Laminate finishes: Avant Natural (AWN), Avant Maple (AWM), Storm Grey (SOG), Avant Honey (AWH), Cactus Star (CTS), Graphite Granite (GFT), Sahara Shell (SAH), Black (BLK)
- Edge available in the following finishes: Charcoal (CR), Black (BK), Light Grey (LG), and Taupe (TP).
- Sonic and Duet seat units are available in Ivory Clouds (IVC), Asphalt night (BLK), Caribbean Surf (CRS), Daffodil Day (DFD), Latte Beige (LAB), Lip Smacker (LPS), Sea Glass (SEG), Tiger Orange (TIO), Coffee Bean (CFB), and Platinum (PLT).


ACADEMIC ILLUSTRATIONS



*Measurements may vary, depending on the seat back selected.



DESCRIPTION	FEATURES	MODEL#	STANDARD FABRIC GRADES											
			1	2	3	4	5	6	7	8	9	10	11	12



Sonic Armless Seat Unit
 COM Yardage: N/A
 Freight Class: 250
 Product Weight (lbs.): 13
 Cubic Feet Per Carton: 6.50

Polypropylene Seat and Back
 Frame available in Black (BK) and Chrome (CH).

AC6320	418	-	-	-	-	-	-	-	-	-	-	-	-
---------------	-----	---	---	---	---	---	---	---	---	---	---	---	---

OVERALL DIMENSIONS			SEAT DIMENSIONS			BACK DIMENSIONS	
W	D	H	W	D	H	W	H
20	21.5	17	17	16	-	17	15



Malaga Armless Seat Top
 COM Yardage: 1
 Freight Class: 150
 Product Weight (lbs.): 20
 Cubic Feet Per Carton: 3.50

AC6322	457	481	500	528	567	582	616	683	715	776	860	964
---------------	-----	-----	-----	-----	-----	-----	-----	-----	-----	-----	-----	-----

OVERALL DIMENSIONS			SEAT DIMENSIONS			BACK DIMENSIONS	
W	D	H	W	D	H	W	H
20	21	22	20	18	-	19.5	19-21.5



DESCRIPTION	FEATURES	MODEL#	STANDARD FABRIC GRADES											
-------------	----------	--------	------------------------	--	--	--	--	--	--	--	--	--	--	--



Granada Armless Seat Top
 COM Yardage: 1.50
 Freight Class: 300
 Product Weight (lbs.): 221
 Cubic Feet Per Carton: 11.75

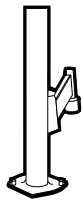
	1	2	3	4	5	6	7	8	9	10	11	12
AC6326	454	490	518	560	619	641	693	792	840	933	1058	1215

OVERALL DIMENSIONS			SEAT DIMENSIONS			BACK DIMENSIONS	
W	D	H	W	D	H	W	H
20.5	21	22	20.5	17	-	19	17.5

RTA 00



DESCRIPTION FEATURES MODEL# STANDARD FABRIC GRADES

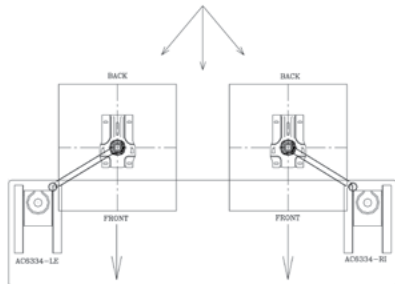


Single Seat Post

COM Yardage: N/A
 Freight Class: 150
 Product Weight (lbs.): 20
 Cubic Feet Per Carton: Empty Field!

Floor level. Black only.

Specify (LE) for left arm (seat is to the left of the seat post) or (RI) for right arm (seat is to the right of the seat post).

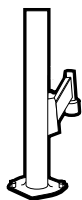


MODEL#	1	2	3	4	5	6	7	8	9	10	11	12
--------	---	---	---	---	---	---	---	---	---	----	----	----

AC6334	815	-	-	-	-	-	-	-	-	-	-	-
--------	-----	---	---	---	---	---	---	---	---	---	---	---

OVERALL DIMENSIONS			SEAT DIMENSIONS			BACK DIMENSIONS	
W	D	H	W	D	H	W	H

11.5	19	27.75	-	-	-	-	-
------	----	-------	---	---	---	---	---



Double Seat Post

COM Yardage: N/A
 Freight Class: 150
 Product Weight (lbs.): 25
 Cubic Feet Per Carton: 6.25

Floor level. Black only.

MODEL#	1	2	3	4	5	6	7	8	9	10	11	12
--------	---	---	---	---	---	---	---	---	---	----	----	----

AC6335	1383	-	-	-	-	-	-	-	-	-	-	-
--------	------	---	---	---	---	---	---	---	---	---	---	---

OVERALL DIMENSIONS			SEAT DIMENSIONS			BACK DIMENSIONS	
W	D	H	W	D	H	W	H

11.5	33	27.75	-	-	-	-	-
------	----	-------	---	---	---	---	---



Power/Data Dome

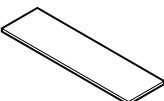
COM Yardage: N/A
 Freight Class: 70
 Product Weight (lbs.): 1
 Cubic Feet Per Carton: .50

MODEL#	1	2	3	4	5	6	7	8	9	10	11	12
--------	---	---	---	---	---	---	---	---	---	----	----	----

AC6353	587	-	-	-	-	-	-	-	-	-	-	-
--------	-----	---	---	---	---	---	---	---	---	---	---	---

OVERALL DIMENSIONS			SEAT DIMENSIONS			BACK DIMENSIONS	
W	D	H	W	D	H	W	H

3.5	3.5	2	-	-	-	-	-
-----	-----	---	---	---	---	---	---



Worksurface - One Seater

COM Yardage: N/A
 Freight Class: 60
 Product Weight (lbs.): 15.50
 Cubic Feet Per Carton: .50

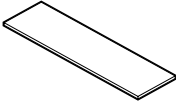
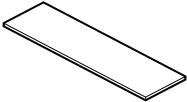

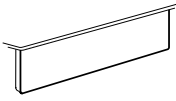
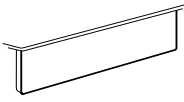
HP Laminate worksurface.
 To be attached to a single or double post.
 28.5" from the floor.

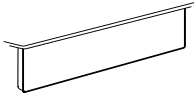
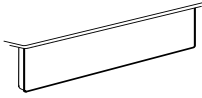
MODEL#	1	2	3	4	5	6	7	8	9	10	11	12
--------	---	---	---	---	---	---	---	---	---	----	----	----

AC6336	227	-	-	-	-	-	-	-	-	-	-	-
--------	-----	---	---	---	---	---	---	---	---	---	---	---

OVERALL DIMENSIONS			SEAT DIMENSIONS			BACK DIMENSIONS	
W	D	H	W	D	H	W	H

42	18	1.13	-	-	-	-	-
----	----	------	---	---	---	---	---

DESCRIPTION	FEATURES	MODEL#	STANDARD FABRIC GRADES												
			1	2	3	4	5	6	7	8	9	10	11	12	
 Worksurface - Two Seater COM Yardage: N/A Freight Class: 60 Product Weight (lbs.): 26.50 Cubic Feet Per Carton: .77	HP Laminate worksurface. To be attached to a single or double post. 28.5" from the floor.	AC6337	524	-	-	-	-	-	-	-	-	-	-	-	
		OVERALL DIMENSIONS			SEAT DIMENSIONS			BACK DIMENSIONS							
		W	D	H	W	D	H	W	H						
			65.5	18	1.13	-	-	-	-	-	-	-	-	-	
 Worksurface - Three Seater COM Yardage: N/A Freight Class: 60 Product Weight (lbs.): 26.50 Cubic Feet Per Carton: .77	HP Laminate worksurface. To be attached to a single or double post. 28.5" from the floor.	AC6338	524	-	-	-	-	-	-	-	-	-	-	-	
		OVERALL DIMENSIONS			SEAT DIMENSIONS			BACK DIMENSIONS							
		W	D	H	W	D	H	W	H						
			89	18	1.13	-	-	-	-	-	-	-	-	-	
 Worksurface - Four Seater COM Yardage: N/A Freight Class: 60 Product Weight (lbs.): 35 Cubic Feet Per Carton: 1.10	HP Laminate worksurface. To be attached to a single or double post. 28.5" from the floor.	AC6339	600	-	-	-	-	-	-	-	-	-	-	-	
		OVERALL DIMENSIONS			SEAT DIMENSIONS			BACK DIMENSIONS							
		W	D	H	W	D	H	W	H						
			120	18	1.13	-	-	-	-	-	-	-	-	-	
 Modesty Panel - One Seater COM Yardage: N/A Freight Class: 60 Product Weight (lbs.): 14.50 Cubic Feet Per Carton: .40	12" high Laminate Panel. Connect to worksurface.	AC6346	168	-	-	-	-	-	-	-	-	-	-	-	
		OVERALL DIMENSIONS			SEAT DIMENSIONS			BACK DIMENSIONS							
		W	D	H	W	D	H	W	H						
			40	12	0.63	-	-	-	-	-	-	-	-	-	
 Modesty Panel - Two Seater COM Yardage: N/A Freight Class: 60 Product Weight (lbs.): 25.50 Cubic Feet Per Carton: .50	12" high Laminate Panel. Connect to worksurface.	AC6347	318	-	-	-	-	-	-	-	-	-	-	-	
		OVERALL DIMENSIONS			SEAT DIMENSIONS			BACK DIMENSIONS							
		W	D	H	W	D	H	W	H						
			63.5	12	0.63	-	-	-	-	-	-	-	-	-	

DESCRIPTION	FEATURES	MODEL#	STANDARD FABRIC GRADES												
			1	2	3	4	5	6	7	8	9	10	11	12	
 <p>Modesty Panel - Three Seater COM Yardage: N/A Freight Class: 60 Product Weight (lbs.): 34 Cubic Feet Per Carton: .70</p>	12" high Laminate Panel. Connect to workdurface.	AC6348	461	-	-	-	-	-	-	-	-	-	-	-	-
		OVERALL DIMENSIONS			SEAT DIMENSIONS			BACK DIMENSIONS							
		W	D	H	W	D	H	W	H						
			87	12	0.63	-	-	-	-	-					
 <p>Modesty Panel - Four Seater COM Yardage: N/A Freight Class: 60 Product Weight (lbs.): 46 Cubic Feet Per Carton: 1</p>	12" high Laminate Panel. Connect to workdurface.	AC6349	554	-	-	-	-	-	-	-	-	-	-	-	-
		OVERALL DIMENSIONS			SEAT DIMENSIONS			BACK DIMENSIONS							
		W	D	H	W	D	H	W	H						
			118	12	0.63	-	-	-	-	-					

ACADEMIC TASK SEATING



model S2237-6 (3N) Goal



model S3255 (3N) Granada



model S2312 Score




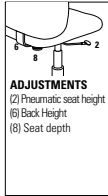


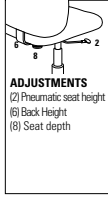


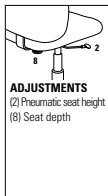

model S2343-6 Yorkdale


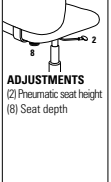


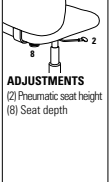


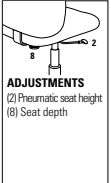


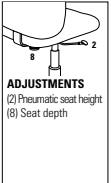


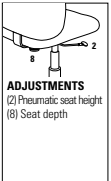

STANDARD FEATURES


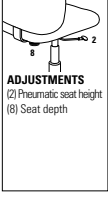


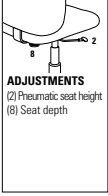


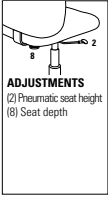


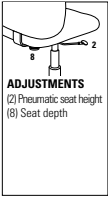


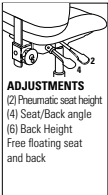

- Durable task seating designed to sustain years of use in educational and training room applications.
- The back bar is welded to the chair mechanism and the backrest is permanently fixed in height and angle.
- Standard with adjustable height T-arms with curved urethane armcaps (3N) in Black Only.
- All models are standard with a five-legged, injection molded base.
- Base and frame available in Black (BK) Only.
- C65 casters are standard.
- Vari-Width Adapter Plate (WA) (This is a Standard Feature for Granada & Yorkdale models. An Option for Goal models. Add \$56.00. (Not available on Score models). Available when chair is ordered with adjustable height arms. Allows each arm to move outward an additional 2" (for a total of 4" extra seat width) and locks with the use of an easy to maneuver lever.


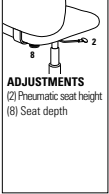

OPTIONAL FEATURES

- See page xxx for additional arm options.
- Please see page xxx for additional caster options. Optional casters may be priced higher than the standard casters for your chair and the difference will be charged. Lower priced optional casters will not be credited.
- Vinyl Bumper Guard: This is a standard feature for Granada, Malaga, Goal, & Yorkdale. As an Option on Obusforme & Supra X. Add \$16.00. Available with back edge vinyl bumper guard option (VBG).
- Granada Models Only: Available in Memory Foam. Use code "MF" and Add \$76.00.
- Granada Models Only: Black base with chrome footring. Specify "B3". Add \$80.00.

DESCRIPTION	FEATURES	MODEL#	STANDARD FABRIC GRADES												
			1	2	3	4	5	6	7	8	9	10	11	12	
 <p>LB Task w/3N Arms COM Yardage: 1.50 Freight Class: 150 Product Weight (lbs.): 38 Cubic Feet Per Carton: 9</p>	 <p>ADJUSTMENTS (2) Pneumatic seat height (6) Back-Height (8) Seat depth</p> <p>Goal</p> <p>Ergonomic Features: C, H, N</p>	S2237-6	428	466	494	538	597	620	675	777	826	919	1050	1212	
			OVERALL DIMENSIONS			SEAT DIMENSIONS			BACK DIMENSIONS						
			W	D	H	W	D	H	W	H					
			24	23.5	37.5	20.5	17	16-21	18.5	19					
			RTA 2												
 <p>LB Task Armless COM Yardage: 1.50 Freight Class: 250 Product Weight (lbs.): 302 Cubic Feet Per Carton: 9</p>	 <p>ADJUSTMENTS (2) Pneumatic seat height (6) Back-Height (8) Seat depth</p> <p>Goal</p> <p>Ergonomic Features: C, H, N</p>	S2239-6	339	377	405	448	510	531	586	688	736	832	961	1124	
			OVERALL DIMENSIONS			SEAT DIMENSIONS			BACK DIMENSIONS						
			W	D	H	W	D	H	W	H					
			20	23.5	37.5	20.5	17	16-21	18.5	19					
			RTA 2												
 <p>LB Task Chair Armless/Plain Back COM Yardage: 1.50 Freight Class: 250 Product Weight (lbs.): 34 Cubic Feet Per Carton: 9.75</p>	 <p>ADJUSTMENTS (2) Pneumatic seat height (8) Seat depth</p> <p>Granada</p> <p>Ergonomic Features: C, M, N</p>	S3254	498	537	565	608	668	691	746	848	896	991	1122	1283	
			OVERALL DIMENSIONS			SEAT DIMENSIONS			BACK DIMENSIONS						
			W	D	H	W	D	H	W	H					
			20.5	24.5	38	20.5	18.5	16.5-21.5	19	18.5					
			RTA 2												

DESCRIPTION	FEATURES	MODEL#	STANDARD FABRIC GRADES												
			1	2	3	4	5	6	7	8	9	10	11	12	
 LB Task Chair w/Arm/Plain Back COM Yardage: 1.50 Freight Class: 150 Product Weight (lbs.): 40 Cubic Feet Per Carton: 9.75	 ADJUSTMENTS (Z) Pneumatic seat height (B) Seat depth	S3255	619	655	684	729	788	810	865	968	1017	1112	1240	1403	
			OVERALL DIMENSIONS			SEAT DIMENSIONS			BACK DIMENSIONS						
			W	D	H	W	D	H	W	H					
			25	24.5	38	20.5	18.5	16.5-21.5	19	18.5					
			RTA 2												
 LB Task w/Arms COM Yardage: 1.50 Freight Class: 250 Product Weight (lbs.): 37 Cubic Feet Per Carton: 9.75	 ADJUSTMENTS (Z) Pneumatic seat height (B) Seat depth	S3141-6	799	834	864	908	968	990	1044	1148	1196	1290	1420	1583	
			OVERALL DIMENSIONS			SEAT DIMENSIONS			BACK DIMENSIONS						
			W	D	H	W	D	H	W	H					
			25.5	26	39.5	19.5	19	17-22	18	22					
			RTA 1												
 LB Task Armless COM Yardage: 1.50 Freight Class: 250 Product Weight (lbs.): 32 Cubic Feet Per Carton: 9.75	 ADJUSTMENTS (Z) Pneumatic seat height (B) Seat depth	S3147-6	618	654	683	727	787	809	864	966	1015	1110	1239	1402	
			OVERALL DIMENSIONS			SEAT DIMENSIONS			BACK DIMENSIONS						
			W	D	H	W	D	H	W	H					
			20	26	39.5	20	18.5	17-22	19.5	18-20					
			RTA 1												
 Drafting chair - Task w/Arms COM Yardage: 1.50 Freight Class: 150 Product Weight (lbs.): 42 Cubic Feet Per Carton: 10	 ADJUSTMENTS (Z) Pneumatic seat height (B) Seat depth	S3148-6	1094	1129	1158	1203	1263	1285	1339	1443	1491	1587	1715	1878	
			OVERALL DIMENSIONS			SEAT DIMENSIONS			BACK DIMENSIONS						
			W	D	H	W	D	H	W	H					
			26	27	46	20	18-20	23-31	19.5	19					
			RTA 1												
 Drafting chair - Task Armless COM Yardage: 1.50 Freight Class: 250 Product Weight (lbs.): 35 Cubic Feet Per Carton: 9.75	 ADJUSTMENTS (Z) Pneumatic seat height (B) Seat depth	S3149-6	957	994	1023	1066	1126	1149	1203	1306	1354	1448	1577	1740	
			OVERALL DIMENSIONS			SEAT DIMENSIONS			BACK DIMENSIONS						
			W	D	H	W	D	H	W	H					
			20	27	46	20	18	23-31	18.5	19					
			RTA 1												

DESCRIPTION	FEATURES	MODEL#	STANDARD FABRIC GRADES											
 <p>MB Task COM Yardage: 1.25 Freight Class: 250 Product Weight (lbs.): 36 Cubic Feet Per Carton: 10.75</p>	 <p>ADJUSTMENTS (2) Pneumatic seat height (8) Seat depth</p>	S5336-6	1	2	3	4	5	6	7	8	9	10	11	12
		598	623	642	671	711	729	763	832	865	930	1014	1123	
		OVERALL DIMENSIONS			SEAT DIMENSIONS			BACK DIMENSIONS						
			W	D	H	W	D	H	W	H				
			28	24	38.5	20	18	17-22	18	19				
			Ergonomic Features: C, E, H, M, N, Q			RTA 1								
 <p>MB Task Armless COM Yardage: 1.25 Freight Class: 250 Product Weight (lbs.): 30 Cubic Feet Per Carton: 10.75</p>	 <p>ADJUSTMENTS (2) Pneumatic seat height (8) Seat depth</p>	S5337-6	1	2	3	4	5	6	7	8	9	10	11	12
		490	515	534	563	603	619	654	723	754	819	905	1013	
		OVERALL DIMENSIONS			SEAT DIMENSIONS			BACK DIMENSIONS						
			W	D	H	W	D	H	W	H				
			20	24	38.5	20	18	17-22	18	19				
			Ergonomic Features: C, E, M, N, Q			RTA 1								
 <p>Drafting Chair Task COM Yardage: 1.25 Freight Class: 250 Product Weight (lbs.): 40 Cubic Feet Per Carton: 10.75</p>	 <p>ADJUSTMENTS (2) Pneumatic seat height (8) Seat depth</p>	S5338-6	1	2	3	4	5	6	7	8	9	10	11	12
		893	923	946	981	1031	1049	1092	1175	1215	1292	1397	1527	
		OVERALL DIMENSIONS			SEAT DIMENSIONS			BACK DIMENSIONS						
			W	D	H	W	D	H	W	H				
			28	24	46.5	20	18	23.5-33.5	18	19				
			Ergonomic Features: C, E, M, N			RTA 1								
 <p>Drafting Chair Task Armless COM Yardage: 1.25 Freight Class: 250 Product Weight (lbs.): 34 Cubic Feet Per Carton: 10.75</p>	 <p>ADJUSTMENTS (2) Pneumatic seat height (8) Seat depth</p>	S5339-6	1	2	3	4	5	6	7	8	9	10	11	12
		784	814	837	872	922	940	983	1066	1106	1183	1288	1418	
		OVERALL DIMENSIONS			SEAT DIMENSIONS			BACK DIMENSIONS						
			W	D	H	W	D	H	W	H				
			20	24	46.5	20	18	23.5-33.5	18	19				
			Ergonomic Features: C, E, M, N			RTA 1								
 <p>LB Operator w/3N arms COM Yardage: 1.50 Freight Class: 150 Product Weight (lbs.): 38 Cubic Feet Per Carton: 9</p>	 <p>ADJUSTMENTS (2) Pneumatic seat height (4) Seat/Back angle (6) Back Height Free floating seat and back</p>	S2341-6	1	2	3	4	5	6	7	8	9	10	11	12
		641	678	707	751	810	833	888	990	1040	1134	1263	1424	
		OVERALL DIMENSIONS			SEAT DIMENSIONS			BACK DIMENSIONS						
			W	D	H	W	D	H	W	H				
			24.5	24.5	37	20.5	17.5	17-22	19	17.5				
			Ergonomic Features: C, H, M, N, Q			RTA 2								

DESCRIPTION	FEATURES	MODEL#	STANDARD FABRIC GRADES													
			1	2	3	4	5	6	7	8	9	10	11	12		
 <p>LB Task Armless COM Yardage: 1.50 Freight Class: 250 Product Weight (lbs.): 32 Cubic Feet Per Carton: 9</p>	 <p>ADJUSTMENTS (2) Pneumatic seat height (8) Seat depth</p> <p>Yorkdale</p> <p>Ergonomic Features: C, M, N</p>	S2343-6	513	548	577	621	681	705	758	862	911	1004	1134	1297		
			OVERALL DIMENSIONS			SEAT DIMENSIONS			BACK DIMENSIONS							
			W	D	H	W	D	H	W	H						
			20.5	24.5	37	20.5	17.5	17-22	19	17.5						
			RTA 2													

EXPLANATION OF VARIOUS INDUSTRIAL APPLICATIONS

This section presents only some of the possibilities that are available. Please contact your Sales Representative for additional information.



50 - INDUSTRIAL

Designed for heavier duty intensive environments such as those found in factories, assembly lines and dispatch offices. Seating features durable components including heavy gauge steel construction, chromed chip/corrosion/humidity resistant pneumatic lift cylinders and frames, heavy duty bases, weight activated interval safety casters for hard floors or encased levelling glides, wear resistant fabric or easy clean vinyl upholstery.



52 - ELECTROSTATIC DISCHARGE (ESD)

ESD seating is designed to assist in the protection of delicate electronic equipment from the discharge of static electricity. All components of these chairs are designed and manufactured using conductive materials including: special fabric, bases, "lightning bolt" casters, mechanisms, pneumatic lifts and footings. ESD seating is designed to be used in conjunction with personal wrist straps and ESD controlled floorings or ESD mats. All ESD seating products are tested to and meet the requirements of the ESD Association Standard Test Method ESD STM 12.1 - 1997 Section 5.3.



56 - CLEAN ROOM (CLASS UL #1000)

Class 1000 is the least intensive Clean Room classification used by hospital equipment suppliers and photo finishing/film companies. Workers here usually wear shop coats and gloves. Vinyl applied to the underside of the seat and vinyl or fabric upholstery are designed to prevent dust and other contaminants from entering the environment.



62 - ANTI-MICROBIAL

For hospital areas and labs that require furniture that minimizes bacterial and fungal growth and wipes up easily. Anti-microbial seating inhibits micro organism invasion and growth. Integrated filters allow fabric/vinyl to breath. A Class 1000 cleanroom would not contain more than 1000 particles bigger than half a micron in a cubic foot of air.



64 - WIPE DOWN

Furniture designed for dry food manufacturers, hospitals and forensic labs requiring regular and immediate clean up of dust,dirt or powder. Upholstery of any kind is unacceptable here. Features include comfortable Black self-skinned polyurethane seats and backs, chip/corroionn/humidity resistant pneumatic lift cylinders and frames,safety casters or glides. Some "Wipe Down" products may also be available with ESD.

FABRIC APPLICATION GRID

APPLICATION	FABRIC/VINYL
50 - Industrial	Grade 2 (fabric): Crescent, Cumulus, Imprint, Match, Oxygen, Quantum, Renewal, Replay, Silhouette Grade 3 (fabric): Couture Grade 3 (vinyl): Allante, Generations Collection
52 - Electrostatic Discharge (ESD)	Grade 3 (fabric): Gibraltar - GE46 Sapphire, GE91 Onyx Grade 5 (vinyl): ES01 Blue
56 - Clean Room (Class UL #1000)	Grade 3 (vinyl): Allante, Generations Collection
62 - Anti-Microbial with Global UltraSeal™	Grade 4 (vinyl): Generations Collection (Arc, Aristo, Flair, Luxe, Surge, Verve, Vitality)

INDUSTRIAL SEATING



model 3212-50 (3N)

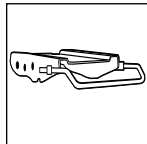
model 3288-50 (3N)

* Images shown are for illustration purposes only.



50 - Industrial

Designed for heavy duty environments found in factories, assembly lines and dispatch offices. See page 321 for available fabrics.



Multi-Depth Mechanism

Standard on Granada models. Allows seat to move forward and backward over a 2" range with 5 locking positions to provide a more shallow or deeper seat.

STANDARD FEATURES

- *Industrial models have a chrome back upright.
- Granada models feature a molded seat and contoured back with enhanced lumbar support.
- Standard with adjustable height T-arms with curved urethane armcaps (3N) in Black Only.
- Chrome chip/corrosion/humidity resistant pneumatic lift cylinders and frames.
- Chairs have a 5" chrome pneumatic cylinder, stools have a 10" chrome pneumatic cylinder.
- All chairs and stools have chrome back uprights.
- Clear protective back bumper (full surround) is standard on all models.
- Standard with a five-legged, heavy duty molded base in Black.
- C10R casters are standard on Granada models and Minotaur stools.
- Minotaur models are standard with a five-legged, heavy duty base with metal hub and C7R casters.

- Heavy Duty Bench Stools are standard with non-slip rubber glides.

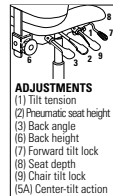
OPTIONAL FEATURES

- See back of this section for additional arm or caster options.
- Optional casters may be priced higher than the standard casters for your chair and the difference will be charged. Lower priced optional casters will not be credited.
- See Textile and Finishes section of the pricebook for available Fabrics and Vinyls in grades 2-5.

DESCRIPTION FEATURES MODEL# STANDARD FABRIC GRADES



LB Multi-Tilter
COM Yardage: 1.50
Freight Class: 150
Product Weight (lbs.): 52
Cubic Feet Per Carton: 13



Granada

Ergonomic Features:
A, B, C, D, E, F, G, H, M, N, Q, S

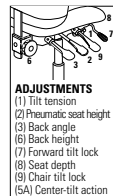
MODEL#	STANDARD FABRIC GRADES											
	1	2	3	4	5	6	7	8	9	10	11	12
3212-50	-	1218	1247	1289	1352	-	-	-	-	-	-	-

OVERALL DIMENSIONS			SEAT DIMENSIONS			BACK DIMENSIONS	
W	D	H	W	D	H	W	H
25.5	24	40	20.5	17-19.5	18-23	19	17.5-21.5

RTA 2



HB Multi-Tilter
COM Yardage: 1.75
Freight Class: 250
Product Weight (lbs.): 55
Cubic Feet Per Carton: 14.75



Granada

Ergonomic Features:
A, B, C, D, E, F, G, H, M, N, Q, S

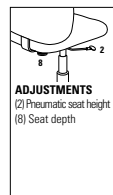
MODEL#	STANDARD FABRIC GRADES											
	1	2	3	4	5	6	7	8	9	10	11	12
3217-50	-	1257	1297	1354	1436	-	-	-	-	-	-	-

OVERALL DIMENSIONS			SEAT DIMENSIONS			BACK DIMENSIONS	
W	D	H	W	D	H	W	H
25.5	24.5	43	20.5	17-19.5	18-23	19	21.5-25.5

RTA 2



LB Task - Armless
COM Yardage: 1.50
Freight Class: 250
Product Weight (lbs.): 32
Cubic Feet Per Carton: 13




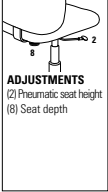

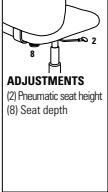

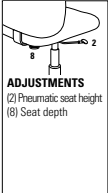

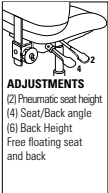

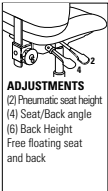
Granada


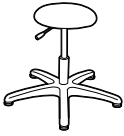
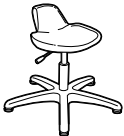

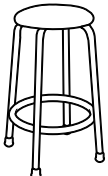

Ergonomic Features:
C, E, M, N

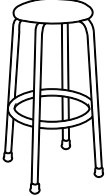

MODEL#	STANDARD FABRIC GRADES											
	1	2	3	4	5	6	7	8	9	10	11	12
3254-50	-	845	874	917	981	-	-	-	-	-	-	-


OVERALL DIMENSIONS			SEAT DIMENSIONS			BACK DIMENSIONS	
W	D	H	W	D	H	W	H
20.5	24	38	20.5	17-19.5	17-22	19	19

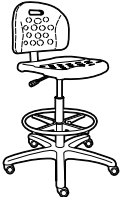
RTA 2


DESCRIPTION	FEATURES	MODEL#	STANDARD FABRIC GRADES													
			1	2	3	4	5	6	7	8	9	10	11	12		
 LB Task - w/3N Arms COM Yardage: 1.50 Freight Class: 250 Product Weight (lbs.): 40 Cubic Feet Per Carton: 13	 ADJUSTMENTS (2) Pneumatic seat height (8) Seat depth	3255-50	-	968	997	1041	1102	-	-	-	-	-	-			
			OVERALL DIMENSIONS			SEAT DIMENSIONS			BACK DIMENSIONS							
			W	D	H	W	D	H	W	H						
			25.5	24	38	20.5	17-19.5	17-22	19	19						
	Granada	Ergonomic Features: C, E, M, N	RTA 2													
 Stool Task - Armless COM Yardage: 1.50 Freight Class: 250 Product Weight (lbs.): 37 Cubic Feet Per Carton: 13	 ADJUSTMENTS (2) Pneumatic seat height (8) Seat depth	3256-50	-	973	1003	1045	1107	-	-	-	-	-	-			
			OVERALL DIMENSIONS			SEAT DIMENSIONS			BACK DIMENSIONS							
			W	D	H	W	D	H	W	H						
			20.5	24	48	20.5	17.5-19	24-34	19	19						
	Granada	Ergonomic Features: C, E, M, N	RTA 2													
 Stool Task - w/3N Arms COM Yardage: 1.50 Freight Class: 250 Product Weight (lbs.): 43 Cubic Feet Per Carton: 15.50	 ADJUSTMENTS (2) Pneumatic seat height (8) Seat depth	3257-50	-	1095	1124	1168	1228	-	-	-	-	-	-			
			OVERALL DIMENSIONS			SEAT DIMENSIONS			BACK DIMENSIONS							
			W	D	H	W	D	H	W	H						
			25.5	24	48	20.5	17.5-19	24-34	19	19						
	Granada	Ergonomic Features: C, E, H, M, N, Q	RTA 2													
 Stool Operator - Armless COM Yardage: 1.50 Freight Class: 250 Product Weight (lbs.): 44 Cubic Feet Per Carton: 13	 ADJUSTMENTS (2) Pneumatic seat height (4) Seat/Back angle (6) Back Height Free floating seat and back	3278-50	-	1168	1196	1239	1303	-	-	-	-	-	-			
			OVERALL DIMENSIONS			SEAT DIMENSIONS			BACK DIMENSIONS							
			W	D	H	W	D	H	W	H						
			20.5	23.5	48	20.5	17.5	24-34	19	17.5-21						
	Granada	Ergonomic Features: C, D, F, G, M, N	RTA 2													
 Stool Operator - w/3N Arms COM Yardage: 1.50 Freight Class: 250 Product Weight (lbs.): 52 Cubic Feet Per Carton: 15.50	 ADJUSTMENTS (2) Pneumatic seat height (4) Seat/Back angle (6) Back Height Free floating seat and back	3288-50	-	1288	1317	1360	1422	-	-	-	-	-	-			
			OVERALL DIMENSIONS			SEAT DIMENSIONS			BACK DIMENSIONS							
			W	D	H	W	D	H	W	H						
			25.5	23.5	48	20.5	17.5	24-34	19	17.5-21						
	Granada	Ergonomic Features: C, D, F, G, H, M, N, Q	RTA 2													

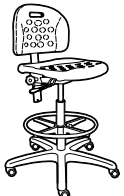
DESCRIPTION	FEATURES	MODEL#	STANDARD FABRIC GRADES											
			1	2	3	4	5	6	7	8	9	10	11	12
 <p>Minotaur - Work Stool COM Yardage: .75 Freight Class: 300 Product Weight (lbs.): 14 Cubic Feet Per Carton: 9.75</p>	5" Pneumatic Ergonomic Features: C	9602-50	-	445	460	481	510	-	-	-	-	-	-	-
			OVERALL DIMENSIONS			SEAT DIMENSIONS			BACK DIMENSIONS					
			W	D	H	W	D	H	W	H				
			14	14	17.5	14	-	15-20	-	-				
			RTA 00											
 <p>Minotaur - Work Stool COM Yardage: .75 Freight Class: 300 Product Weight (lbs.): 16 Cubic Feet Per Carton: 13</p>	10" Pneumatic Ergonomic Features: C	9604-50	-	508	523	544	573	-	-	-	-	-	-	-
			OVERALL DIMENSIONS			SEAT DIMENSIONS			BACK DIMENSIONS					
			W	D	H	W	D	H	W	H				
			14	14	26.5	14	-	21.5-31.5	-	-				
			RTA 00											
 <p>Minotaur - Work Stool COM Yardage: N/A Freight Class: 300 Product Weight (lbs.): 16 Cubic Feet Per Carton: 13</p>	5" Pneumatic Ergonomic Features: C	9611-50	637	-	-	-	-	-	-	-	-	-	-	-
			OVERALL DIMENSIONS			SEAT DIMENSIONS			BACK DIMENSIONS					
			W	D	H	W	D	H	W	H				
			14	14	24.5	14	-	15-20	-	-				
			RTA 00											
 <p>Minotaur - Work Stool COM Yardage: N/A Freight Class: 300 Product Weight (lbs.): 18 Cubic Feet Per Carton: 13</p>	10" Pneumatic Ergonomic Features: C	9612-50	683	-	-	-	-	-	-	-	-	-	-	-
			OVERALL DIMENSIONS			SEAT DIMENSIONS			BACK DIMENSIONS					
			W	D	H	W	D	H	W	H				
			14	14	31	14	-	21.5-31.5	-	-				
			RTA 00											
 <p>Minotaur - Heavy Duty Work Stool COM Yardage: N/A Freight Class: 300 Product Weight (lbs.): 18 Cubic Feet Per Carton: 13</p>		9624-50	-	348	363	384	413	-	-	-	-	-	-	-
			OVERALL DIMENSIONS			SEAT DIMENSIONS			BACK DIMENSIONS					
			W	D	H	W	D	H	W	H				
			14	14	27.5	14	-	27.5	-	-				
			RTA 00											



DESCRIPTION	FEATURES	MODEL#	STANDARD FABRIC GRADES												
			1	2	3	4	5	6	7	8	9	10	11	12	
 <p>Minotaur - Heavy Duty Work Stool COM Yardage: .75 Freight Class: 250 Product Weight (lbs.): 19 Cubic Feet Per Carton: 5.50</p>		9632-50	-	377	392	413	442	-	-	-	-	-	-	-	-
			OVERALL DIMENSIONS			SEAT DIMENSIONS			BACK DIMENSIONS						
			W	D	H	W	D	H	W	H					
		16	16	32.5	14	-	32.5	-	-						
		RTA 00													

DESCRIPTION	FEATURES	MODEL#	STANDARD FABRIC GRADES												
			1	2	3	4	5	6	7	8	9	10	11	12	
 <p>Minotaur - Work Stool Task COM Yardage: N/A Freight Class: 250 Product Weight (lbs.): 26 Cubic Feet Per Carton: 13</p>	5" Pneumatic Ergonomic Features: C, E	9662-50	730	-	-	-	-	-	-	-	-	-	-	-	-
				OVERALL DIMENSIONS			SEAT DIMENSIONS			BACK DIMENSIONS					
				W	D	H	W	D	H	W	H				
		18	21	32	18	16.5-19	14-19	16.5	16						
		RTA 2													

DESCRIPTION	FEATURES	MODEL#	STANDARD FABRIC GRADES												
			1	2	3	4	5	6	7	8	9	10	11	12	
 <p>Minotaur - Work Stool Task COM Yardage: N/A Freight Class: 250 Product Weight (lbs.): 33 Cubic Feet Per Carton: 13</p>	10" Pneumatic Ergonomic Features: C, E	9663-50	868	-	-	-	-	-	-	-	-	-	-	-	-
				OVERALL DIMENSIONS			SEAT DIMENSIONS			BACK DIMENSIONS					
				W	D	H	W	D	H	W	H				
		18	20.5	42	18	16.5-19	20-30	16.5	16.5						
		RTA 2													

DESCRIPTION	FEATURES	MODEL#	STANDARD FABRIC GRADES												
			1	2	3	4	5	6	7	8	9	10	11	12	
 <p>Minotaur - Stool Posture Task COM Yardage: N/A Freight Class: 250 Product Weight (lbs.): 30 Cubic Feet Per Carton: 13</p>	5" Pneumatic Ergonomic Features: C, D	9664-50	822	-	-	-	-	-	-	-	-	-	-	-	-
				OVERALL DIMENSIONS			SEAT DIMENSIONS			BACK DIMENSIONS					
				W	D	H	W	D	H	W	H				
		18	20	31	18	16	14-19	16.5	12.5-19						
		RTA 2													

DESCRIPTION	FEATURES	MODEL#	STANDARD FABRIC GRADES												
			1	2	3	4	5	6	7	8	9	10	11	12	
 <p>Minotaur - Stool Posture Task COM Yardage: N/A Freight Class: 250 Product Weight (lbs.): 33 Cubic Feet Per Carton: 13</p>	10" Pneumatic Ergonomic Features: C, D	9665-50	960	-	-	-	-	-	-	-	-	-	-	-	-
				OVERALL DIMENSIONS			SEAT DIMENSIONS			BACK DIMENSIONS					
				W	D	H	W	D	H	W	H				
		18	20	39	39	16	20.5-30.5	16.5	12.5-19						
		RTA 2													

DESCRIPTION	FEATURES	MODEL#	STANDARD FABRIC GRADES													
			1	2	3	4	5	6	7	8	9	10	11	12		
 <p>Minotaur - Stool Operator COM Yardage: N/A Freight Class: 250 Product Weight (lbs.): 34 Cubic Feet Per Carton: 13</p>	5" Pneumatic Ergonomic Features: C, D, F, G	9666-50 950	-	-	-	-	-	-	-	-	-	-	-			
			OVERALL DIMENSIONS			SEAT DIMENSIONS			BACK DIMENSIONS							
			W	D	H	W	D	H	W	H						
			18	20.5	32	18	17	15-20	16.5	12.5-19						
			RTA 2													
 <p>Minotaur - Stool Operator COM Yardage: N/A Freight Class: 250 Product Weight (lbs.): 35 Cubic Feet Per Carton: 13</p>	10" Pneumatic Ergonomic Features: C, D, F, G	9667-50 1089	-	-	-	-	-	-	-	-	-	-	-			
			OVERALL DIMENSIONS			SEAT DIMENSIONS			BACK DIMENSIONS							
			W	D	H	W	D	H	W	H						
			18	20.5	42	18	17	21-31	16.5	12.5-19						
			RTA 2													

ESD SEATING



model 3256-52



model 9667-52 (C42)



52 - Electrostatic Discharge (ESD)

Designed to direct static electricity away from delicate equipment, electronic components or volatile chemicals.

* Images shown are for illustration purposes only.


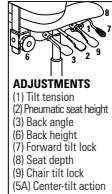

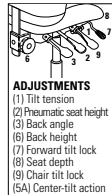

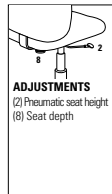
STANDARD FEATURES


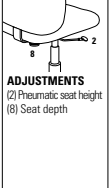

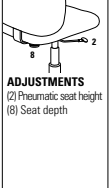

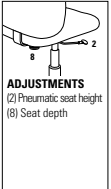

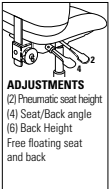

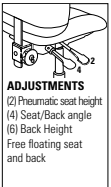
- *ESD models have a polished aluminum base.
- Use of an ESD chair does not guarantee the dissipation of static electricity. Other products (that may include an ESD chair mat, etc.) as part of an ESD design or system may be necessary depending on the specific situation.
- Granada models feature a molded seat and contoured back with enhanced lumbar support.
- Granada models are standard with fixed height T-arms with upholstered kidney shaped armcaps (2Z), in Chrome.
- No other conductive arms are available.
- Chrome chip/corrosion/humidity resistant pneumatic lift cylinders and frames.
- Chairs have a 5" chrome pneumatic cylinder, stools have a 10" chrome pneumatic cylinder.
- All chairs and stools have chrome back uprights and frames.
- Clear protective back bumper (full surround) is standard on all models.


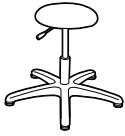
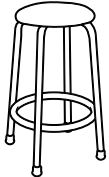

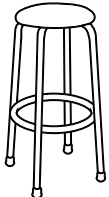


- Standard with a five-legged, polished aluminum base.
- C38R casters are standard. These casters are suitable for hard surface flooring. Not Available on models 9601-52 and 9604-52.
- For models 9601-52 and 9604-52 a polished aluminum base with C42 ESD Glides are standard.
- All Work Stools and Heavy Duty Bench Stools have chrome frames.
- Work stools are shipped fully set-up.

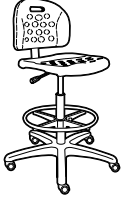




OPTIONAL FEATURES

- See back of this section for additional arm or caster options.
- Optional casters may be priced higher than the standard casters for your chair and the difference will be charged. Lower priced optional casters will not be credited.
- See Textile and Finishes section of the price book for available Fabrics and Vinyls in grades 3-5.

DESCRIPTION	FEATURES	MODEL#	STANDARD FABRIC GRADES																									
			1	2	3	4	5	6	7	8	9	10	11	12														
 <p>LB Multi-Tilter COM Yardage: 1.50 Freight Class: 250 Product Weight (lbs.): 250 Cubic Feet Per Carton: 13</p>	 <p>ADJUSTMENTS (1) Tilt tension (2) Pneumatic seat height (3) Back angle (6) Back height (7) Forward tilt lock (8) Seat depth (9) Chair tilt lock (5A) Center-tilt action</p>	<p>Granada</p> <p>Ergonomic Features: A, B, C, D, E, F, G, H, M, N, Q, S</p>	<table border="1"> <tr> <td>3212-52</td> <td>-</td> <td>-</td> <td>1402</td> <td>-</td> <td>1507</td> <td>-</td> <td>-</td> <td>-</td> <td>-</td> <td>-</td> <td>-</td> <td>-</td> <td>-</td> </tr> </table>												3212-52	-	-	1402	-	1507	-	-	-	-	-	-	-	-
			3212-52	-	-	1402	-	1507	-	-	-	-	-	-	-	-												
			<p>OVERALL DIMENSIONS</p> <table border="1"> <tr> <th>W</th> <th>D</th> <th>H</th> </tr> <tr> <td>26.5</td> <td>24</td> <td>40</td> </tr> </table>			W	D	H	26.5	24	40	<p>SEAT DIMENSIONS</p> <table border="1"> <tr> <th>W</th> <th>D</th> <th>H</th> </tr> <tr> <td>20.5</td> <td>17-19.5</td> <td>18-23</td> </tr> </table>			W	D	H	20.5	17-19.5	18-23	<p>BACK DIMENSIONS</p> <table border="1"> <tr> <th>W</th> <th>H</th> </tr> <tr> <td>19</td> <td>17.5-21.5</td> </tr> </table>			W	H	19	17.5-21.5	
W	D	H																										
26.5	24	40																										
W	D	H																										
20.5	17-19.5	18-23																										
W	H																											
19	17.5-21.5																											
<p>RTA 2</p>																												
 <p>HB Multi-Tilter COM Yardage: 1.75 Freight Class: 150 Product Weight (lbs.): 57 Cubic Feet Per Carton: 13</p>	 <p>ADJUSTMENTS (1) Tilt tension (2) Pneumatic seat height (3) Back angle (6) Back height (7) Forward tilt lock (8) Seat depth (9) Chair tilt lock (5A) Center-tilt action</p>	<p>Granada</p> <p>Ergonomic Features: A, B, C, D, E, F, G, H, M, N, Q, S</p>	<table border="1"> <tr> <td>3217-52</td> <td>-</td> <td>-</td> <td>1443</td> <td>-</td> <td>1583</td> <td>-</td> <td>-</td> <td>-</td> <td>-</td> <td>-</td> <td>-</td> <td>-</td> <td>-</td> </tr> </table>												3217-52	-	-	1443	-	1583	-	-	-	-	-	-	-	-
			3217-52	-	-	1443	-	1583	-	-	-	-	-	-	-	-												
			<p>OVERALL DIMENSIONS</p> <table border="1"> <tr> <th>W</th> <th>D</th> <th>H</th> </tr> <tr> <td>26.5</td> <td>24.5</td> <td>43</td> </tr> </table>			W	D	H	26.5	24.5	43	<p>SEAT DIMENSIONS</p> <table border="1"> <tr> <th>W</th> <th>D</th> <th>H</th> </tr> <tr> <td>20.5</td> <td>17-19.5</td> <td>18-23</td> </tr> </table>			W	D	H	20.5	17-19.5	18-23	<p>BACK DIMENSIONS</p> <table border="1"> <tr> <th>W</th> <th>H</th> </tr> <tr> <td>19</td> <td>21.5-25.5</td> </tr> </table>			W	H	19	21.5-25.5	
W	D	H																										
26.5	24.5	43																										
W	D	H																										
20.5	17-19.5	18-23																										
W	H																											
19	21.5-25.5																											
<p>RTA 2</p>																												
 <p>LB Task - Armless COM Yardage: 1.50 Freight Class: 250 Product Weight (lbs.): 34 Cubic Feet Per Carton: 13</p>	 <p>ADJUSTMENTS (2) Pneumatic seat height (6) Seat depth</p>	<p>Granada</p> <p>Ergonomic Features: C, E, M, N</p>	<table border="1"> <tr> <td>3254-52</td> <td>-</td> <td>-</td> <td>1029</td> <td>-</td> <td>1135</td> <td>-</td> <td>-</td> <td>-</td> <td>-</td> <td>-</td> <td>-</td> <td>-</td> <td>-</td> </tr> </table>												3254-52	-	-	1029	-	1135	-	-	-	-	-	-	-	-
			3254-52	-	-	1029	-	1135	-	-	-	-	-	-	-	-												
			<p>OVERALL DIMENSIONS</p> <table border="1"> <tr> <th>W</th> <th>D</th> <th>H</th> </tr> <tr> <td>20.5</td> <td>24</td> <td>38</td> </tr> </table>			W	D	H	20.5	24	38	<p>SEAT DIMENSIONS</p> <table border="1"> <tr> <th>W</th> <th>D</th> <th>H</th> </tr> <tr> <td>20.5</td> <td>17.5-19</td> <td>17-22</td> </tr> </table>			W	D	H	20.5	17.5-19	17-22	<p>BACK DIMENSIONS</p> <table border="1"> <tr> <th>W</th> <th>H</th> </tr> <tr> <td>19</td> <td>19</td> </tr> </table>			W	H	19	19	
W	D	H																										
20.5	24	38																										
W	D	H																										
20.5	17.5-19	17-22																										
W	H																											
19	19																											
<p>RTA 2</p>																												

DESCRIPTION	FEATURES	MODEL#	STANDARD FABRIC GRADES											
			1	2	3	4	5	6	7	8	9	10	11	12
 LB Task - w/2Z Arms COM Yardage: 1.50 Freight Class: 250 Product Weight (lbs.): 42 Cubic Feet Per Carton: 13	 ADJUSTMENTS (Z) Pneumatic seat height (B) Seat depth	3255-52 OVERALL DIMENSIONS W D H SEAT DIMENSIONS W D H BACK DIMENSIONS W H	-	-	1152	-	1260	-	-	-	-	-	-	-
			26.5	24	38	20.5	17.5-19	17-22	19	19				
			Ergonomic Features: C, E, M, N	RTA 2										
 Stool Task - Armless COM Yardage: 1.50 Freight Class: 250 Product Weight (lbs.): 39 Cubic Feet Per Carton: 13	 ADJUSTMENTS (Z) Pneumatic seat height (B) Seat depth	3256-52 OVERALL DIMENSIONS W D H SEAT DIMENSIONS W D H BACK DIMENSIONS W H	-	-	1157	-	1263	-	-	-	-	-	-	
			20.5	24	48	20.5	17.5-19	24-34	19	19				
			Ergonomic Features: C, E, M, N	RTA 2										
 Stool Task - w/3N Arms COM Yardage: 1.50 Freight Class: 250 Product Weight (lbs.): 45 Cubic Feet Per Carton: 15.50	 ADJUSTMENTS (Z) Pneumatic seat height (B) Seat depth	3257-52 OVERALL DIMENSIONS W D H SEAT DIMENSIONS W D H BACK DIMENSIONS W H	-	-	1335	-	1442	-	-	-	-	-	-	
			25.5	24	48	20.5	17.5-19	24-34	19	19				
			Ergonomic Features: C, E, H, M, N, Q	RTA 2										
 Stool Operator - Armless COM Yardage: 1.50 Freight Class: 250 Product Weight (lbs.): 46 Cubic Feet Per Carton: 13	 ADJUSTMENTS (Z) Pneumatic seat height (A) Seat/Back angle (B) Back Height Free floating seat and back	3278-52 OVERALL DIMENSIONS W D H SEAT DIMENSIONS W D H BACK DIMENSIONS W H	-	-	1352	-	1458	-	-	-	-	-	-	
			20.5	23.5	48	20.5	17.5	24-34	19	17.5-21.5				
			Ergonomic Features: C, D, F, G, M, N	RTA 2										
 Stool Operator - w/3N Arms COM Yardage: 1.50 Freight Class: 250 Product Weight (lbs.): 54 Cubic Feet Per Carton: 15.50	 ADJUSTMENTS (Z) Pneumatic seat height (A) Seat/Back angle (B) Back Height Free floating seat and back	3288-52 OVERALL DIMENSIONS W D H SEAT DIMENSIONS W D H BACK DIMENSIONS W H	-	-	1473	-	1577	-	-	-	-	-	-	
			26.5	23.5	48	20.5	17.5	24-34	19	17.5-21.5				
			Ergonomic Features: C, D, F, G, H, M, N, Q	RTA 2										

DESCRIPTION	FEATURES	MODEL#	STANDARD FABRIC GRADES													
			1	2	3	4	5	6	7	8	9	10	11	12		
 <p>Minotaur - Work Stool COM Yardage: .75 Freight Class: 250 Product Weight (lbs.): 14 Cubic Feet Per Carton: 6.75</p>	5" Pneumatic Ergonomic Features: C	9602-52	591	-	-	-	-	-	-	-	-	-	-	-		
		OVERALL DIMENSIONS			SEAT DIMENSIONS			BACK DIMENSIONS								
		W	D	H	W	D	H	W	H							
			14	14	17.5	14	-	15-20	-	-						
						RTA 00										
 <p>Minotaur - Work Stool COM Yardage: .75 Freight Class: 300 Product Weight (lbs.): 16 Cubic Feet Per Carton: 13</p>	10" Pneumatic Ergonomic Features: C	9604-52	637	-	-	-	-	-	-	-	-	-	-			
		OVERALL DIMENSIONS			SEAT DIMENSIONS			BACK DIMENSIONS								
		W	D	H	W	D	H	W	H							
			14	14	26.5	14	-	21.5-31.5	-	-						
						RTA 00										
 <p>Minotaur - Heavy Duty Work Stool COM Yardage: .75 Freight Class: 250 Product Weight (lbs.): 17 Cubic Feet Per Carton: 5.50</p>		9624-52	514	-	-	-	-	-	-	-	-	-	-			
		OVERALL DIMENSIONS			SEAT DIMENSIONS			BACK DIMENSIONS								
		W	D	H	W	D	H	W	H							
			16	16	27.5	14	-	27.5	-	-						
						RTA 00										
 <p>Minotaur - Heavy Duty Work Stool COM Yardage: .75 Freight Class: 250 Product Weight (lbs.): 19 Cubic Feet Per Carton: 5.50</p>		9632-52	531	-	-	-	-	-	-	-	-	-	-			
		OVERALL DIMENSIONS			SEAT DIMENSIONS			BACK DIMENSIONS								
		W	D	H	W	D	H	W	H							
			16	16	32.5	14	-	32.5	-	-						
						RTA 00										
 <p>Minotaur - Work Stool Task COM Yardage: N/A Freight Class: 250 Product Weight (lbs.): 26 Cubic Feet Per Carton: 13</p>	5" Pneumatic Ergonomic Features: C, E	9662-52	894	-	-	-	-	-	-	-	-	-	-			
		OVERALL DIMENSIONS			SEAT DIMENSIONS			BACK DIMENSIONS								
		W	D	H	W	D	H	W	H							
			18	21	32	18	16.5-19	14-19	16.5	16						
						RTA 2										

DESCRIPTION	FEATURES	MODEL#	STANDARD FABRIC GRADES													
			1	2	3	4	5	6	7	8	9	10	11	12		
 <p>Minotaur - Work Stool Task COM Yardage: N/A Freight Class: 250 Product Weight (lbs.): 33 Cubic Feet Per Carton: 13</p>	<p>10" Pneumatic</p> <p>Ergonomic Features: C, E</p>	<p>9663-52 1034</p>	-	-	-	-	-	-	-	-	-	-	-			
			OVERALL DIMENSIONS			SEAT DIMENSIONS			BACK DIMENSIONS							
			W	D	H	W	D	H	W	H						
			18	20.5	42	18	16.5-19	20-30	16.5	16.5						
			RTA 2													
 <p>Minotaur - Stool Posture Task COM Yardage: N/A Freight Class: 250 Product Weight (lbs.): 30 Cubic Feet Per Carton: 13</p>	<p>5" Pneumatic</p> <p>Ergonomic Features: C, D</p>	<p>9664-52 987</p>	-	-	-	-	-	-	-	-	-	-	-			
			OVERALL DIMENSIONS			SEAT DIMENSIONS			BACK DIMENSIONS							
			W	D	H	W	D	H	W	H						
			18	20	31	18	16	14-19	16.5	12.5-19						
			RTA 2													
 <p>Minotaur - Stool Posture Task COM Yardage: N/A Freight Class: 250 Product Weight (lbs.): 33 Cubic Feet Per Carton: 13</p>	<p>10" Pneumatic</p> <p>Ergonomic Features: C, D</p>	<p>9665-52 1126</p>	-	-	-	-	-	-	-	-	-	-	-			
			OVERALL DIMENSIONS			SEAT DIMENSIONS			BACK DIMENSIONS							
			W	D	H	W	D	H	W	H						
			18	20	39	39	16	20.5-30.5	16.5	12.5-19						
			RTA 2													
 <p>Minotaur - Stool Operator COM Yardage: N/A Freight Class: 250 Product Weight (lbs.): 34 Cubic Feet Per Carton: 13</p>	<p>5" Pneumatic</p> <p>Ergonomic Features: C, D, F, G</p>	<p>9666-52 1117</p>	-	-	-	-	-	-	-	-	-	-	-			
			OVERALL DIMENSIONS			SEAT DIMENSIONS			BACK DIMENSIONS							
			W	D	H	W	D	H	W	H						
			18	20.5	32	18	17	15-20	16.5	12.5-19						
			RTA 2													
 <p>Minotaur - Stool Operator COM Yardage: N/A Freight Class: 250 Product Weight (lbs.): 35 Cubic Feet Per Carton: 13</p>	<p>10" Pneumatic</p> <p>Ergonomic Features: C, D, F, G</p>	<p>9667-52 1256</p>	-	-	-	-	-	-	-	-	-	-	-			
			OVERALL DIMENSIONS			SEAT DIMENSIONS			BACK DIMENSIONS							
			W	D	H	W	D	H	W	H						
			18	20.5	42	18	17	21-31	16.5	12.5-19						
			RTA 2													

CLEAN ROOM CLASS #1000 - SEATING



model 3212-56 (3N)

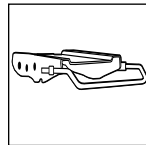


model 9666-56



56 - Clean Room Class #1000

Vinyl applied to the underside of the seat and vinyl or fabric upholstery are designed to prevent dust and other contaminants from entering the environment.



Multi-Depth Mechanism

Standard on Granada models. Allows seat to move forward and backward over a 2" range with 5 locking positions to provide a more shallow or deeper seat.


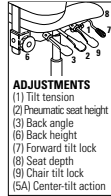

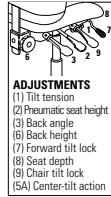

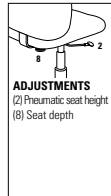
* Images shown are for illustration purposes only.


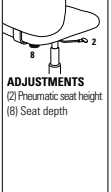

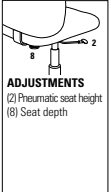

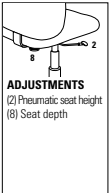

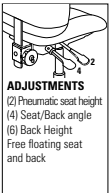

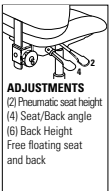
STANDARD FEATURES


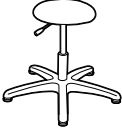


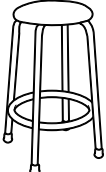

- *Clean Room Class #1000 models have a black cylinder.
- Granada models feature a molded seat and contoured back with enhanced lumbar support.
- Granada models are standard with adjustable height T-arms with curved urethane armcaps (3N) in Black Only. See page 346 for additional arm options.
- Chairs have a 5" black pneumatic cylinder, stools have a 10" black pneumatic cylinder.
- All chairs and stools have black back uprights and frames.
- Clear protective back bumper (full surround) is standard on all models.
- Standard with a five-legged, injection molded base in Black.
- C10R casters are standard on Granada and Minotaur Stools.
- C65R casters are standard on Minotaur Work Stools.
- All Bench Stools have chrome frames.
- Work Stools are shipped fully set-up.

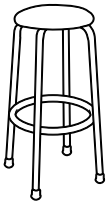

OPTIONAL FEATURES


- See back of this section for additional arm or caster options.
- Optional casters may be priced higher than the standard casters for your chair and the difference will be charged. Lower priced optional casters will not be credited.
- All Clean Room models are only available in grade 2 vinyls. See Textile and Finishes section of the price book.

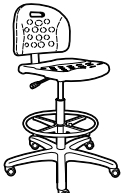
DESCRIPTION	FEATURES	MODEL#	STANDARD FABRIC GRADES											
			1	2	3	4	5	6	7	8	9	10	11	12
 <p>LB Multi-Tilter COM Yardage: 1.50 Freight Class: 150 Product Weight (lbs.): 52 Cubic Feet Per Carton: 13</p>	 <p>ADJUSTMENTS (1) Tilt tension (2) Pneumatic seat height (3) Back angle (6) Back height (7) Forward tilt lock (8) Seat depth (9) Chair tilt lock (5A) Center-tilt action</p>	<p>3212-56</p>	-	1144	-	-	-	-	-	-	-	-	-	-
			OVERALL DIMENSIONS			SEAT DIMENSIONS			BACK DIMENSIONS					
			W	D	H	W	D	H	W	H				
			52	24	40	20.5	17-19.5	18-23	19	17.5-21.5				
			RTA 2											
 <p>HB Multi-Tilter COM Yardage: 1.75 Freight Class: 250 Product Weight (lbs.): 55 Cubic Feet Per Carton: 14.75</p>	 <p>ADJUSTMENTS (1) Tilt tension (2) Pneumatic seat height (3) Back angle (6) Back height (7) Forward tilt lock (8) Seat depth (9) Chair tilt lock (5A) Center-tilt action</p>	<p>3217-56</p>	-	1182	-	-	-	-	-	-	-	-	-	-
			OVERALL DIMENSIONS			SEAT DIMENSIONS			BACK DIMENSIONS					
			W	D	H	W	D	H	W	H				
			25.5	24.5	43	20.5	17-19.5	18-23	19	21.5-25.5				
			RTA 2											
 <p>LB Task - Armless COM Yardage: 1.50 Freight Class: 250 Product Weight (lbs.): 40 Cubic Feet Per Carton: 13</p>	 <p>ADJUSTMENTS (2) Pneumatic seat height (8) Seat depth</p>	<p>3254-56</p>	-	773	-	-	-	-	-	-	-	-	-	-
			OVERALL DIMENSIONS			SEAT DIMENSIONS			BACK DIMENSIONS					
			W	D	H	W	D	H	W	H				
			20.5	24	38	20.5	17.5-19	17-22	19	19				
			RTA 2											


DESCRIPTION	FEATURES	MODEL#	STANDARD FABRIC GRADES																													
			1	2	3	4	5	6	7	8	9	10	11	12																		
 <p>LB Task - w/3N Arms COM Yardage: 1.50 Freight Class: 250 Product Weight (lbs.): 40 Cubic Feet Per Carton: 13</p>	 <p>ADJUSTMENTS (2) Pneumatic seat height (8) Seat depth</p>	<p>Granada</p> <p>Ergonomic Features: C, E, M, N</p>	<table border="1"> <tr> <td>3255-56</td> <td>-</td><td>812</td><td>-</td><td>-</td><td>-</td><td>-</td><td>-</td><td>-</td><td>-</td><td>-</td><td>-</td><td>-</td><td>-</td> </tr> </table>												3255-56	-	812	-	-	-	-	-	-	-	-	-	-	-				
			3255-56	-	812	-	-	-	-	-	-	-	-	-	-	-																
			<table border="1"> <thead> <tr> <th colspan="3">OVERALL DIMENSIONS</th> <th colspan="3">SEAT DIMENSIONS</th> <th colspan="2">BACK DIMENSIONS</th> </tr> <tr> <th>W</th><th>D</th><th>H</th> <th>W</th><th>D</th><th>H</th> <th>W</th><th>H</th> </tr> </thead> <tbody> <tr> <td>25.5</td><td>24</td><td>38</td> <td>20.5</td><td>17.5-19</td><td>17-22</td> <td>19</td><td>19</td> </tr> </tbody> </table>			OVERALL DIMENSIONS			SEAT DIMENSIONS			BACK DIMENSIONS		W	D	H	W	D	H	W	H	25.5	24	38	20.5	17.5-19	17-22	19	19	<p>RTA 2</p>		
			OVERALL DIMENSIONS			SEAT DIMENSIONS			BACK DIMENSIONS																							
W	D	H	W	D	H	W	H																									
25.5	24	38	20.5	17.5-19	17-22	19	19																									
 <p>Stool Task - Armless COM Yardage: 1.50 Freight Class: 250 Product Weight (lbs.): 37 Cubic Feet Per Carton: 13</p>	 <p>ADJUSTMENTS (2) Pneumatic seat height (8) Seat depth</p>	<p>Granada</p> <p>Ergonomic Features: C, E, M, N</p>	<table border="1"> <tr> <td>3256-56</td> <td>-</td><td>898</td><td>-</td><td>-</td><td>-</td><td>-</td><td>-</td><td>-</td><td>-</td><td>-</td><td>-</td><td>-</td><td>-</td> </tr> </table>												3256-56	-	898	-	-	-	-	-	-	-	-	-	-	-				
			3256-56	-	898	-	-	-	-	-	-	-	-	-	-	-																
			<table border="1"> <thead> <tr> <th colspan="3">OVERALL DIMENSIONS</th> <th colspan="3">SEAT DIMENSIONS</th> <th colspan="2">BACK DIMENSIONS</th> </tr> <tr> <th>W</th><th>D</th><th>H</th> <th>W</th><th>D</th><th>H</th> <th>W</th><th>H</th> </tr> </thead> <tbody> <tr> <td>20.5</td><td>24</td><td>48</td> <td>20.5</td><td>17.5-19</td><td>24-34</td> <td>19</td><td>19</td> </tr> </tbody> </table>			OVERALL DIMENSIONS			SEAT DIMENSIONS			BACK DIMENSIONS		W	D	H	W	D	H	W	H	20.5	24	48	20.5	17.5-19	24-34	19	19	<p>RTA 2</p>		
			OVERALL DIMENSIONS			SEAT DIMENSIONS			BACK DIMENSIONS																							
W	D	H	W	D	H	W	H																									
20.5	24	48	20.5	17.5-19	24-34	19	19																									
 <p>Stool Task - w/3N Arms COM Yardage: 1.50 Freight Class: 250 Product Weight (lbs.): 43 Cubic Feet Per Carton: 15.50</p>	 <p>ADJUSTMENTS (2) Pneumatic seat height (8) Seat depth</p>	<p>Granada</p> <p>Ergonomic Features: C, E, H, M, N, Q</p>	<table border="1"> <tr> <td>3257-56</td> <td>-</td><td>1020</td><td>-</td><td>-</td><td>-</td><td>-</td><td>-</td><td>-</td><td>-</td><td>-</td><td>-</td><td>-</td><td>-</td> </tr> </table>												3257-56	-	1020	-	-	-	-	-	-	-	-	-	-	-				
			3257-56	-	1020	-	-	-	-	-	-	-	-	-	-	-																
			<table border="1"> <thead> <tr> <th colspan="3">OVERALL DIMENSIONS</th> <th colspan="3">SEAT DIMENSIONS</th> <th colspan="2">BACK DIMENSIONS</th> </tr> <tr> <th>W</th><th>D</th><th>H</th> <th>W</th><th>D</th><th>H</th> <th>W</th><th>H</th> </tr> </thead> <tbody> <tr> <td>25.5</td><td>24</td><td>48</td> <td>20.5</td><td>17.5-19</td><td>24-34</td> <td>19</td><td>19</td> </tr> </tbody> </table>			OVERALL DIMENSIONS			SEAT DIMENSIONS			BACK DIMENSIONS		W	D	H	W	D	H	W	H	25.5	24	48	20.5	17.5-19	24-34	19	19	<p>RTA 2</p>		
			OVERALL DIMENSIONS			SEAT DIMENSIONS			BACK DIMENSIONS																							
W	D	H	W	D	H	W	H																									
25.5	24	48	20.5	17.5-19	24-34	19	19																									
 <p>Stool Operator - Armless COM Yardage: 1.50 Freight Class: 250 Product Weight (lbs.): 44 Cubic Feet Per Carton: 13</p>	 <p>ADJUSTMENTS (2) Pneumatic seat height (4) Seat/Back angle (6) Back Height Free floating seat and back</p>	<p>Granada</p> <p>Ergonomic Features: C, D, F, G, M, N</p>	<table border="1"> <tr> <td>3278-56</td> <td>-</td><td>1094</td><td>-</td><td>-</td><td>-</td><td>-</td><td>-</td><td>-</td><td>-</td><td>-</td><td>-</td><td>-</td><td>-</td> </tr> </table>												3278-56	-	1094	-	-	-	-	-	-	-	-	-	-	-				
			3278-56	-	1094	-	-	-	-	-	-	-	-	-	-	-																
			<table border="1"> <thead> <tr> <th colspan="3">OVERALL DIMENSIONS</th> <th colspan="3">SEAT DIMENSIONS</th> <th colspan="2">BACK DIMENSIONS</th> </tr> <tr> <th>W</th><th>D</th><th>H</th> <th>W</th><th>D</th><th>H</th> <th>W</th><th>H</th> </tr> </thead> <tbody> <tr> <td>20.5</td><td>23.5</td><td>48</td> <td>20.5</td><td>17.5</td><td>24-34</td> <td>19</td><td>17.5-21.5</td> </tr> </tbody> </table>			OVERALL DIMENSIONS			SEAT DIMENSIONS			BACK DIMENSIONS		W	D	H	W	D	H	W	H	20.5	23.5	48	20.5	17.5	24-34	19	17.5-21.5	<p>RTA 2</p>		
			OVERALL DIMENSIONS			SEAT DIMENSIONS			BACK DIMENSIONS																							
W	D	H	W	D	H	W	H																									
20.5	23.5	48	20.5	17.5	24-34	19	17.5-21.5																									
 <p>Stool Operator - w/3N Arms COM Yardage: 1.50 Freight Class: 250 Product Weight (lbs.): 52 Cubic Feet Per Carton: 15.50</p>	 <p>ADJUSTMENTS (2) Pneumatic seat height (4) Seat/Back angle (6) Back Height Free floating seat and back</p>	<p>Granada</p> <p>Ergonomic Features: C, D, F, G, H, M, N, Q</p>	<table border="1"> <tr> <td>3288-56</td> <td>-</td><td>1214</td><td>-</td><td>-</td><td>-</td><td>-</td><td>-</td><td>-</td><td>-</td><td>-</td><td>-</td><td>-</td><td>-</td> </tr> </table>												3288-56	-	1214	-	-	-	-	-	-	-	-	-	-	-				
			3288-56	-	1214	-	-	-	-	-	-	-	-	-	-	-																
			<table border="1"> <thead> <tr> <th colspan="3">OVERALL DIMENSIONS</th> <th colspan="3">SEAT DIMENSIONS</th> <th colspan="2">BACK DIMENSIONS</th> </tr> <tr> <th>W</th><th>D</th><th>H</th> <th>W</th><th>D</th><th>H</th> <th>W</th><th>H</th> </tr> </thead> <tbody> <tr> <td>25.5</td><td>23.5</td><td>48</td> <td>20.5</td><td>17.5</td><td>24-34</td> <td>19</td><td>17.5-21.5</td> </tr> </tbody> </table>			OVERALL DIMENSIONS			SEAT DIMENSIONS			BACK DIMENSIONS		W	D	H	W	D	H	W	H	25.5	23.5	48	20.5	17.5	24-34	19	17.5-21.5	<p>RTA 2</p>		
			OVERALL DIMENSIONS			SEAT DIMENSIONS			BACK DIMENSIONS																							
W	D	H	W	D	H	W	H																									
25.5	23.5	48	20.5	17.5	24-34	19	17.5-21.5																									

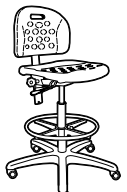
DESCRIPTION	FEATURES	MODEL#	STANDARD FABRIC GRADES												
			1	2	3	4	5	6	7	8	9	10	11	12	
 <p>Minotaur - Work Stool COM Yardage: .75 Freight Class: 250 Product Weight (lbs.): 14 Cubic Feet Per Carton: 6.50</p>	5" Pneumatic Ergonomic Features: C	9602-56	-	525	-	-	-	-	-	-	-	-	-	-	
		OVERALL DIMENSIONS			SEAT DIMENSIONS			BACK DIMENSIONS							
		W	D	H	W	D	H	W	H						
		14	14	17.5	14	-	15-20	-	-						
				RTA 00											
 <p>Minotaur - Work Stool COM Yardage: .75 Freight Class: 250 Product Weight (lbs.): 16 Cubic Feet Per Carton: 6.50</p>	10" Pneumatic Ergonomic Features: C	9604-56	-	571	-	-	-	-	-	-	-	-	-	-	
		OVERALL DIMENSIONS			SEAT DIMENSIONS			BACK DIMENSIONS							
		W	D	H	W	D	H	W	H						
		14	14	26.5	14	-	21.5-31.5	-	-						
				RTA 00											
 <p>Minotaur - Work Stool COM Yardage: N/A Freight Class: 250 Product Weight (lbs.): 16 Cubic Feet Per Carton: 6.50</p>	5" Pneumatic Ergonomic Features: C	9611-56	553	-	-	-	-	-	-	-	-	-	-	-	
		OVERALL DIMENSIONS			SEAT DIMENSIONS			BACK DIMENSIONS							
		W	D	H	W	D	H	W	H						
		14	14	24.5	14	-	15-20	-	-						
				RTA 00											
 <p>Minotaur - Work Stool COM Yardage: N/A Freight Class: 250 Product Weight (lbs.): 18 Cubic Feet Per Carton: 8.25</p>	10" Pneumatic Ergonomic Features: C	9612-56	599	-	-	-	-	-	-	-	-	-	-	-	
		OVERALL DIMENSIONS			SEAT DIMENSIONS			BACK DIMENSIONS							
		W	D	H	W	D	H	W	H						
		14	14	31.	14	-	21.5-31.5	-	-						
				RTA 00											
 <p>Minotaur - Heavy Duty Work Stool COM Yardage: .75 Freight Class: 250 Product Weight (lbs.): 17 Cubic Feet Per Carton: 5.50</p>		9624-56	-	460	-	-	-	-	-	-	-	-	-	-	
		OVERALL DIMENSIONS			SEAT DIMENSIONS			BACK DIMENSIONS							
		W	D	H	W	D	H	W	H						
		16	16	27.5	14	-	27.5	-	-						
				RTA 00											



DESCRIPTION	FEATURES	MODEL#	STANDARD FABRIC GRADES												
			1	2	3	4	5	6	7	8	9	10	11	12	
 <p>Minotaur - Heavy Duty Work Stool COM Yardage: 0.75 Freight Class: 250 Product Weight (lbs.): 19 Cubic Feet Per Carton: 5.50</p>		9632-56	-	480	-	-	-	-	-	-	-	-	-	-	-
			OVERALL DIMENSIONS			SEAT DIMENSIONS			BACK DIMENSIONS						
				W	D	H	W	D	H	W	H				
			16	16	32.5	14	-	32.5	-	-					
			<div style="display: flex; align-items: center; gap: 5px;"> RTA 00  </div>												

DESCRIPTION	FEATURES	MODEL#	STANDARD FABRIC GRADES												
			1	2	3	4	5	6	7	8	9	10	11	12	
 <p>Minotaur - Work Stool Task COM Yardage: N/A Freight Class: 250 Product Weight (lbs.): 26 Cubic Feet Per Carton: 13</p>	5" Pneumatic Ergonomic Features: C, E	9662-56	646	-	-	-	-	-	-	-	-	-	-	-	-
				OVERALL DIMENSIONS			SEAT DIMENSIONS			BACK DIMENSIONS					
					W	D	H	W	D	H	W	H			
			18	21	32	18	16.5-19	14-19	16.5	16					
			<div style="display: flex; align-items: center; gap: 5px;"> RTA 2 </div>												

DESCRIPTION	FEATURES	MODEL#	STANDARD FABRIC GRADES												
			1	2	3	4	5	6	7	8	9	10	11	12	
 <p>Minotaur - Work Stool Task COM Yardage: N/A Freight Class: 250 Product Weight (lbs.): 33 Cubic Feet Per Carton: 13</p>	10" Pneumatic Ergonomic Features: C, E	9663-56	784	-	-	-	-	-	-	-	-	-	-	-	-
				OVERALL DIMENSIONS			SEAT DIMENSIONS			BACK DIMENSIONS					
					W	D	H	W	D	H	W	H			
			18	20.5	42	18	16.5-19	14-19	16.5	16.5					
			<div style="display: flex; align-items: center; gap: 5px;"> RTA 2 </div>												

DESCRIPTION	FEATURES	MODEL#	STANDARD FABRIC GRADES												
			1	2	3	4	5	6	7	8	9	10	11	12	
 <p>Minotaur - Stool Posture Task COM Yardage: N/A Freight Class: 250 Product Weight (lbs.): 30 Cubic Feet Per Carton: 13</p>	5" Pneumatic Ergonomic Features: C, D	9664-56	737	-	-	-	-	-	-	-	-	-	-	-	-
				OVERALL DIMENSIONS			SEAT DIMENSIONS			BACK DIMENSIONS					
					W	D	H	W	D	H	W	H			
			18	20	31	18	16	14-19	16.5	12.5-19					
			<div style="display: flex; align-items: center; gap: 5px;"> RTA 2 </div>												

DESCRIPTION	FEATURES	MODEL#	STANDARD FABRIC GRADES												
			1	2	3	4	5	6	7	8	9	10	11	12	
 <p>Minotaur - Stool Posture Task COM Yardage: N/A Freight Class: 250 Product Weight (lbs.): 33 Cubic Feet Per Carton: 13</p>	10" Pneumatic Ergonomic Features: C, D	9665-56	876	-	-	-	-	-	-	-	-	-	-	-	-
				OVERALL DIMENSIONS			SEAT DIMENSIONS			BACK DIMENSIONS					
					W	D	H	W	D	H	W	H			
			18	20	39	39	16	20.5-30.5	16.5	12.5-19					
			<div style="display: flex; align-items: center; gap: 5px;"> RTA 2 </div>												

DESCRIPTION	FEATURES	MODEL#	STANDARD FABRIC GRADES													
			1	2	3	4	5	6	7	8	9	10	11	12		
 <p>Minotaur - Stool Operator COM Yardage: N/A Freight Class: 250 Product Weight (lbs.): 34 Cubic Feet Per Carton: 13</p>	5" Pneumatic Ergonomic Features: C, D, F, G	9666-56	868	-	-	-	-	-	-	-	-	-	-	-	-	
			OVERALL DIMENSIONS			SEAT DIMENSIONS			BACK DIMENSIONS							
			W	D	H	W	D	H	W	H						
			18	20.5	18	18	17	15-20	16.5	12.5-19						
			RTA 2													
 <p>Minotaur - Stool Operator COM Yardage: N/A Freight Class: 250 Product Weight (lbs.): 35 Cubic Feet Per Carton: 13</p>	10" Pneumatic Ergonomic Features: C, D, F, G	9667-56	1006	-	-	-	-	-	-	-	-	-	-	-	-	
			OVERALL DIMENSIONS			SEAT DIMENSIONS			BACK DIMENSIONS							
			W	D	H	W	D	H	W	H						
			18	20.5	42	18	17	21-31	16.5	12.5-19						
			RTA 2													

ANTI-MICROBIAL - SEATING

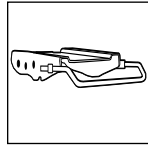


model 3212-62 (3N)

* Images shown are for illustration purposes only.



62 - Anti-Microbial
Upholstered chairs have vinyl and an integrated filter applied to the underside of the seat to prevent dust and other contaminants from entering the environment



Multi-Depth Mechanism
Standard on Granada models. Allows seat to move forward and backward over a 2" range with 5 locking positions to provide a more shallow or deeper seat.


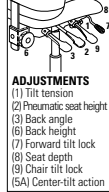

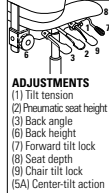

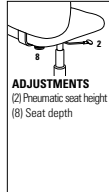
STANDARD FEATURES


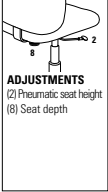

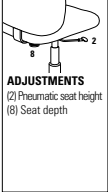

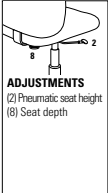

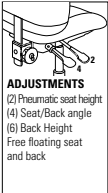

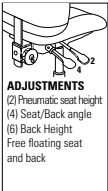
- *Anti-Microbial models have a chrome back upright and polished aluminum base.
- Granada models feature a molded seat and contoured back with enhanced lumbar support.
- Granada models are standard with adjustable height T-arms with curved urethane armcaps (3N) in Black Only.
- Chrome chip/corrosion/humidity resistant pneumatic lift cylinders and frames.
- Chairs have a 5" chrome pneumatic cylinder, stools have a 10" chrome pneumatic cylinder.
- All chairs and stools have chrome back uprights and frames.
- Clear protective back bumper (full surround) is standard on all models.
- Standard with a five-legged, polished aluminum base.
- C10R casters are standard.


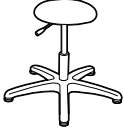
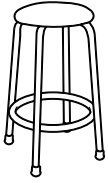

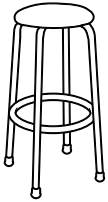

- All Bench Stools have chrome frames.
- Work Stools are shipped fully set-up.

OPTIONAL FEATURES

- See back of this section for additional arm or caster options.
- Optional casters may be priced higher than the standard casters for your chair and the difference will be charged. Lower priced optional casters will not be credited.
- All Anti-Microbial models are only available in grade 4 Generation Collection vinyls.

DESCRIPTION	FEATURES	MODEL#	STANDARD FABRIC GRADES												
			1	2	3	4	5	6	7	8	9	10	11	12	
 LB Multi-Tilter COM Yardage: 1.50 Freight Class: 150 Product Weight (lbs.): 54 Cubic Feet Per Carton: 13	 ADJUSTMENTS (1) Tilt tension (2) Pneumatic seat height (3) Back angle (6) Back height (7) Forward tilt lock (8) Seat depth (9) Chair tilt lock (5A) Center-tilt action	Granada Ergonomic Features: A, B, C, D, E, F, G, H, M, N, Q, S	3212-62	-	1438	-	-	-	-	-	-	-	-	-	-
			OVERALL DIMENSIONS			SEAT DIMENSIONS			BACK DIMENSIONS						
			W	D	H	W	D	H	W	H					
			25.5	24.	40	20.5	17-19.5	18-23	19	17.5-21.5					
			RTA 2												
 HB Multi-Tilter COM Yardage: 1.75 Freight Class: 250 Product Weight (lbs.): 57 Cubic Feet Per Carton: 14.75	 ADJUSTMENTS (1) Tilt tension (2) Pneumatic seat height (3) Back angle (6) Back height (7) Forward tilt lock (8) Seat depth (9) Chair tilt lock (5A) Center-tilt action	Granada Ergonomic Features: A, B, C, D, E, F, G, H, M, N, Q, S	3217-62	-	1479	-	-	-	-	-	-	-	-	-	
			OVERALL DIMENSIONS			SEAT DIMENSIONS			BACK DIMENSIONS						
			W	D	H	W	D	H	W	H					
			25.5	24.5	43	20.5	17-19.5	18-23	19	21.5-25.5					
			RTA 2												
 LB Task - Armless COM Yardage: 1.50 Freight Class: 250 Product Weight (lbs.): 42 Cubic Feet Per Carton: 13	 ADJUSTMENTS (2) Pneumatic seat height (8) Seat depth	Granada Ergonomic Features: C, E, M, N	3254-62	-	1067	-	-	-	-	-	-	-	-	-	
			OVERALL DIMENSIONS			SEAT DIMENSIONS			BACK DIMENSIONS						
			W	D	H	W	D	H	W	H					
			20.5	24	38	20.5	17.5-19	17-22	19	19					
			RTA 2												

DESCRIPTION	FEATURES	MODEL#	STANDARD FABRIC GRADES														
			1	2	3	4	5	6	7	8	9	10	11	12			
 LB Task - w/3N Arms COM Yardage: 1.50 Freight Class: 250 Product Weight (lbs.): 42 Cubic Feet Per Carton: 13	 ADJUSTMENTS (2) Pneumatic seat height (8) Seat depth	3255-62 Ergonomic Features: C, E, M, N RTA 2	1	2	3	4	5	6	7	8	9	10	11	12			
			-	1190	-	-	-	-	-	-	-	-	-	-	-	-	
			OVERALL DIMENSIONS			SEAT DIMENSIONS			BACK DIMENSIONS								
			W	D	H	W	D	H	W	H							
25.5	24	38	20.5	17.5-19	17-22	19	19										
 Stool Task - Armless COM Yardage: 1.50 Freight Class: 250 Product Weight (lbs.): 41 Cubic Feet Per Carton: 13	 ADJUSTMENTS (2) Pneumatic seat height (8) Seat depth	3256-62 Ergonomic Features: C, E, M, N RTA 2	1	2	3	4	5	6	7	8	9	10	11	12			
			-	1195	-	-	-	-	-	-	-	-	-	-	-		
			OVERALL DIMENSIONS			SEAT DIMENSIONS			BACK DIMENSIONS								
			W	D	H	W	D	H	W	H							
20.5	24	48	20.5	17.5-19	24-34	19	19										
 Stool Task - w/3N Arms COM Yardage: 1.50 Freight Class: 250 Product Weight (lbs.): 45 Cubic Feet Per Carton: 15.50	 ADJUSTMENTS (2) Pneumatic seat height (8) Seat depth	3257-62 Ergonomic Features: C, E, H, M, N, Q RTA 2	1	2	3	4	5	6	7	8	9	10	11	12			
			-	1316	-	-	-	-	-	-	-	-	-	-	-		
			OVERALL DIMENSIONS			SEAT DIMENSIONS			BACK DIMENSIONS								
			W	D	H	W	D	H	W	H							
25.5	24	48	20.5	17.5-19	24-34	19	19										
 Stool Operator - Armless COM Yardage: 1.50 Freight Class: 250 Product Weight (lbs.): 48 Cubic Feet Per Carton: 13	 ADJUSTMENTS (2) Pneumatic seat height (4) Seat/Back angle (6) Back Height Free floating seat and back	3278-62 Ergonomic Features: C, D, F, G, M, N RTA 2	1	2	3	4	5	6	7	8	9	10	11	12			
			-	1389	-	-	-	-	-	-	-	-	-	-	-		
			OVERALL DIMENSIONS			SEAT DIMENSIONS			BACK DIMENSIONS								
			W	D	H	W	D	H	W	H							
20.5	23.5	48	20.5	17.5	24-34	19	17.5-21.5										
 Stool Operator - w/3N Arms COM Yardage: 1.50 Freight Class: 250 Product Weight (lbs.): 54 Cubic Feet Per Carton: 15.50	 ADJUSTMENTS (2) Pneumatic seat height (4) Seat/Back angle (6) Back Height Free floating seat and back	3288-62 Ergonomic Features: C, D, F, G, H, M, N, Q RTA 2	1	2	3	4	5	6	7	8	9	10	11	12			
			-	1511	-	-	-	-	-	-	-	-	-	-	-		
			OVERALL DIMENSIONS			SEAT DIMENSIONS			BACK DIMENSIONS								
			W	D	H	W	D	H	W	H							
25.5	23.5	48	20.5	17.5	24-34	19	17.5-21.5										

DESCRIPTION	FEATURES	MODEL#	STANDARD FABRIC GRADES													
			1	2	3	4	5	6	7	8	9	10	11	12		
 <p>Minotaur - Work Stool COM Yardage: 0.75 Freight Class: 300 Product Weight (lbs.): 14 Cubic Feet Per Carton: 9.75</p>	5" Pneumatic Ergonomic Features: C	9602-62	-	591	-	-	-	-	-	-	-	-	-	-		
			OVERALL DIMENSIONS			SEAT DIMENSIONS			BACK DIMENSIONS							
			W	D	H	W	D	H	W	H						
			14	14	17.5	14	-	15-20	-	-						
			RTA 00													
 <p>Minotaur - Work Stool COM Yardage: 0.75 Freight Class: 300 Product Weight (lbs.): 16 Cubic Feet Per Carton: 13</p>	10" Pneumatic Ergonomic Features: C	9604-62	-	637	-	-	-	-	-	-	-	-	-	-		
			OVERALL DIMENSIONS			SEAT DIMENSIONS			BACK DIMENSIONS							
			W	D	H	W	D	H	W	H						
			14	14	26.5	14	-	21.5-31.5	-	-						
			RTA 00													
 <p>Minotaur - Heavy Duty Work Stool COM Yardage: 0.75 Freight Class: 250 Product Weight (lbs.): 17 Cubic Feet Per Carton: 5.50</p>		9624-62	-	627	-	-	-	-	-	-	-	-	-	-		
			OVERALL DIMENSIONS			SEAT DIMENSIONS			BACK DIMENSIONS							
			W	D	H	W	D	H	W	H						
			16	16	27.5	14	-	27.5	-	-						
			RTA 00 													
 <p>Minotaur - Heavy Duty Work Stool COM Yardage: 0.75 Freight Class: 250 Product Weight (lbs.): 19 Cubic Feet Per Carton: 5.50</p>		9632-62	-	648	-	-	-	-	-	-	-	-	-	-		
			OVERALL DIMENSIONS			SEAT DIMENSIONS			BACK DIMENSIONS							
			W	D	H	W	D	H	W	H						
			16	16	16	14	-	32.5	-	-						
			RTA 00 													

WIPE DOWN - SEATING



model 9632-64



model 9667-64



64 - Wipe Down
Furniture designed for dry food manufacturers, hospitals and forensic labs requiring regular and immediate clean up of dust, dirt or powder.



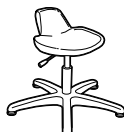
* Images shown are for illustration purposes only.


STANDARD FEATURES

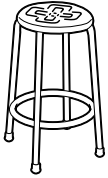
- *Wipe Down models have a black pneumatic cylinder.
- Minotaur Wipe Down models have comfortable Black, self-skinned polyurethane seats and backs.
- Chip/corrosion/humidity resistant pneumatic lift cylinders and frames.
- Stools have a 5" or 10" black pneumatic cylinder.
- All chairs have a chrome back upright.
- Standard with a five-legged, heavy duty molded base in Black.
- No arms are available for any work stools.
- All Bench Stools have chrome frames.
- Work Stools are shipped fully set-up.

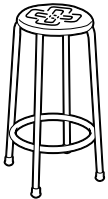
OPTIONAL FEATURES


- Work stools are available with optional C5 casters at no charge. Please Specify.
- See back of this section for additional arm or caster options.
- Optional casters may be priced higher than the standard casters for your chair and the difference will be charged. Lower priced optional casters will not be credited


DESCRIPTION	FEATURES	MODEL#	STANDARD FABRIC GRADES												
			1	2	3	4	5	6	7	8	9	10	11	12	
 Minotaur - Work Stool COM Yardage: N/A Freight Class: 250 Product Weight (lbs.): 14 Cubic Feet Per Carton: 6.50	5" Pneumatic Ergonomic Features: C	9602-64	460	-	-	-	-	-	-	-	-	-	-	-	
		OVERALL DIMENSIONS			SEAT DIMENSIONS			BACK DIMENSIONS							
		W	D	H	W	D	H	W	H						
			14	14	17.5	14	-	15-20	-	-					
 Minotaur - Work Stool COM Yardage: N/A Freight Class: 250 Product Weight (lbs.): 16 Cubic Feet Per Carton: 6.50	10" Pneumatic Ergonomic Features: C	9604-64	508	-	-	-	-	-	-	-	-	-	-		
		OVERALL DIMENSIONS			SEAT DIMENSIONS			BACK DIMENSIONS							
		W	D	H	W	D	H	W	H						
			14	14	26.5	14	-	21.5-31.5	-	-					
 Minotaur - Work Stool COM Yardage: N/A Freight Class: 250 Product Weight (lbs.): 16 Cubic Feet Per Carton: 6.50	5" Pneumatic Ergonomic Features: C	9611-64	553	-	-	-	-	-	-	-	-	-	-		
		OVERALL DIMENSIONS			SEAT DIMENSIONS			BACK DIMENSIONS							
		W	D	H	W	D	H	W	H						
			14	14	24.5	14	-	15-20	-	-					


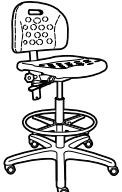

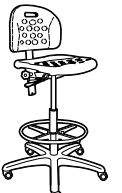
DESCRIPTION	FEATURES	MODEL#	STANDARD FABRIC GRADES											
			1	2	3	4	5	6	7	8	9	10	11	12
 <p>Minotaur - Work Stool COM Yardage: N/A Freight Class: 250 Product Weight (lbs.): 18 Cubic Feet Per Carton: 8.25</p>	<p>10" Pneumatic</p> <p>Ergonomic Features: C</p>	9612-64	599	-	-	-	-	-	-	-	-	-	-	-
			OVERALL DIMENSIONS			SEAT DIMENSIONS			BACK DIMENSIONS					
			W	D	H	W	D	H	W	H				
			14	14	31	14	-	21.5-31.5	-	-				
			RTA 00											

 <p>Minotaur - Heavy Duty Work Stool COM Yardage: N/A Freight Class: 250 Product Weight (lbs.): 17 Cubic Feet Per Carton: 5.50</p>	<p>RTA 00</p> <p>ups</p>	9624-64	460	-	-	-	-	-	-	-	-	-	-	
			OVERALL DIMENSIONS			SEAT DIMENSIONS			BACK DIMENSIONS					
			W	D	H	W	D	H	W	H				
			16	16	27.5	14	-	27.5	-	-				

 <p>Minotaur - Heavy Duty Work Stool COM Yardage: N/A Freight Class: 250 Product Weight (lbs.): 19 Cubic Feet Per Carton: 5.50</p>	<p>RTA 00</p> <p>ups</p>	9632-64	480	-	-	-	-	-	-	-	-	-		
			OVERALL DIMENSIONS			SEAT DIMENSIONS			BACK DIMENSIONS					
			W	D	H	W	D	H	W	H				
			16	16	32.5	14	-	32.5	-	-				

 <p>Minotaur - Work Stool Task COM Yardage: N/A Freight Class: 250 Product Weight (lbs.): 26 Cubic Feet Per Carton: 13</p>	<p>5" Pneumatic</p> <p>Ergonomic Features: C, E</p>	9662-64	646	-	-	-	-	-	-	-	-	-		
			OVERALL DIMENSIONS			SEAT DIMENSIONS			BACK DIMENSIONS					
			W	D	H	W	D	H	W	H				
			18	21	32	18	16.5-19	14-19	16.5	16				
			RTA 00											

 <p>Minotaur - Work Stool Task COM Yardage: N/A Freight Class: 250 Product Weight (lbs.): 33 Cubic Feet Per Carton: 13</p>	<p>10" Pneumatic</p> <p>Ergonomic Features: C, E</p>	9663-64	784	-	-	-	-	-	-	-	-	-		
			OVERALL DIMENSIONS			SEAT DIMENSIONS			BACK DIMENSIONS					
			W	D	H	W	D	H	W	H				
			18	20.5	42	18	16.5-19	14-19	16.5	16.5				
			RTA 00											

DESCRIPTION	FEATURES	MODEL#	STANDARD FABRIC GRADES												
			1	2	3	4	5	6	7	8	9	10	11	12	
 <p>Minotaur - Stool Posture Task COM Yardage: N/A Freight Class: 250 Product Weight (lbs.): 30 Cubic Feet Per Carton: 13</p>	5" Pneumatic Ergonomic Features: C, D	9664-64	737	-	-	-	-	-	-	-	-	-	-	-	-
		OVERALL DIMENSIONS			SEAT DIMENSIONS			BACK DIMENSIONS							
		W	D	H	W	D	H	W	H						
		18	20	31	18	16	14-19	16.5	12.5-19						
				RTA 2											
 <p>Minotaur - Stool Posture Task COM Yardage: N/A Freight Class: 250 Product Weight (lbs.): 33 Cubic Feet Per Carton: 13</p>	10" Pneumatic Ergonomic Features: C, D	9665-64	876	-	-	-	-	-	-	-	-	-	-	-	-
		OVERALL DIMENSIONS			SEAT DIMENSIONS			BACK DIMENSIONS							
		W	D	H	W	D	H	W	H						
		18	20	39	39	16	20.5-30.5	16.5	12.5-19						
				RTA 2											
 <p>Minotaur - Stool Operator COM Yardage: N/A Freight Class: 250 Product Weight (lbs.): 34 Cubic Feet Per Carton: 13</p>	5" Pneumatic Ergonomic Features: C, D, F, G	9666-64	868	-	-	-	-	-	-	-	-	-	-	-	-
		OVERALL DIMENSIONS			SEAT DIMENSIONS			BACK DIMENSIONS							
		W	D	H	W	D	H	W	H						
		18	20.5	32	18	17	15-20	16.5	12.5-19						
				RTA 2											
 <p>Minotaur - Stool Operator COM Yardage: N/A Freight Class: 250 Product Weight (lbs.): 35 Cubic Feet Per Carton: 13</p>	10" Pneumatic Ergonomic Features: C, D, F, G	9667-64	1006	-	-	-	-	-	-	-	-	-	-	-	-
		OVERALL DIMENSIONS			SEAT DIMENSIONS			BACK DIMENSIONS							
		W	D	H	W	D	H	W	H						
		18	20.5	42	18	17	21-31	16.5	12.5-19						
				RTA 2											

ACADEMIC TASK REPLACEMENT ARMS

ACADEMIC REPLACEMENT ARMS

(For Task Seating Models ONLY)

Arms other than those provided as standard on your chair.
Refer to chart below for availability by series and associated upcharge (if any).

	STD	AL	F	O	OJ	TD	ZH	3N	4J	4M	4T	GL	9B	9S
GOAL	3N	NR	NR	33	82	33	NR	STD	108	59	59	NR	154	NR
GRANADA	3N	59	154	33	82	33	0	STD	108	59	59	57	154	82
OBUSFORME	TD	0	95	0	49	STD	0	0	49	0	0	0	95	23
YORKDALE	3N	59	154	33	82	33	0	STD	108	59	57	59	154	82

INDUSTRIAL REPLACEMENT ARMS

Optional arms for INDUSTRIAL and ESD seating ONLY.

 <p>3N</p>	Industrial Seating Series	Options	*Replacement Arm Price	**Optionl Arm Price
	Adjustable height T-arm, Curved	urethane	STD	167
 <p>2Z</p>	Industrial Seating Series	Options	*Replacement Arm Price	**Optionl Arm Price
	Fixed height T-arm, Kidney Shaped	upholstered	STD (ESD Models)	80

Notes:

* Use this column to select another arm other than the one provided on your chair.

** Use this column to select arms for a chair that doesn't come with arms.

INDUSTRIAL CASTER SELECTIONS



C5 Large Ball Caster Chrome Hood/
Black Ball Hard Floor 1 each **13**

Available as a substitute for C56 glides on WipeDown Work stools at no charge.



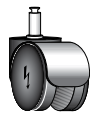
C7R Slipper Glide All surface
except ESD 1 each **15**

Standard on Industrial, Anti-Microbial and wip Down Minotaur Work stools.



C10R Integrated Dual Wheel
Rubber Coated Caster Black Vinyl, Marble,
Hardwood Floor 1 each **26**

Standard on Industrial , Clean Room #1000 and Wipe Down Minotaur stools and Clean Room #1000 and Anti-Microbial Granada models.



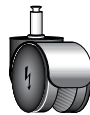
C38R Non-Braking, Dual
Wheel, Caster w/ESD Die Cast Zinc
Chrome Plated Hood
Wheels - First Grade
Polyamide w/ Soft
polyurethane tread. Hard Floor Surfaces 1 each **38**

Standard on ESD chairs and stools.



C39R Dual Wheel, Hard
Floor Safety Caster
w/Interval Brake Galvanized Steel
Axle w/Chrome
Plated Hood
Zinc die cast frame) Hard Floor Surfaces 1 each **36**

Standard on Industrial chairs and stools. Weight activated release brake helps to prevent chair from moving when not in use.



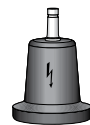
C40 Dual Wheel Safety
Caster w/ESD,
Interval Brake Galvanized Steel
Axle w/Chrome
Plated Hood
(Zinc die cast frame) Carpeted Surfaces 1 each **36**

Available as a substitute on ESD chairs and stools Only. Weight activated release brake helps to prevent chair from moving when not in use.



C40R Dual Wheel, Hard
Floor Safety Caster
w/ESD, Interval Brake Galvanized Steel
Axle w/Chrome
Plated Hood
(Zinc die cast frame) Tiled Surfaces 1 each **40**

Available as a substitute on ESD chairs and stools Only. Weight activated release brake helps to prevent chair from moving when not in use.



C42 High Profile Steel
Glide w/ESD
w/Impact Resistant
Polymer Glide Steel Stem and Shell
(Zinc plated steel stem) All Surfaces 1 each **15**

Standard on Minotaur Heavy Duty Bench stools and Work stools with ESD



C65R 2" Dual Wheel
Rubber Coated Caster Black All surfaces
except ESD 1 each **20**

Standard on Clean Room #1000 Minotaur work stools.

INDUSTRIAL CASTERS NOTES:

- Prices listed for Industrial Casters are upcharges when substituted on Industrial chair orders.
- Industrial Casters are Not suitable for use on standard Global seating products.
- All casters are Not appropriate for all flooring surfaces. Please consult with your Sales Representative or Global Customer Service Representative for special situations that can be verified with the caster manufacturer. Alternate casters, if needed, may require an upcharge.

PLEASE SPECIFY ALL SUBSTITUTIONS AND OPTIONS.

textiles and finishes

Care and Cleaning

TEXTILES

Fabrics: To extend the life of your seating upholstered in fabric, regularly dust the chair to prevent airborne particles from penetrating the fabric surface.

For light soiling, use a damp cloth and blot the spot with very slight pressure, taking care never to soak the fabric. Dry with a clean cloth by blotting - never rub fabric. More intense stains can be treated the same way, but with a mild detergent. Always test fabric first in an unseen area before using any cleaning method.

Leather: For regular cleaning, simply use a soft damp cloth, taking care not to soak the leather. For more thorough treatment, soak a soft cloth in mild soap solution and wipe surface in a light circular motion. Repeat with clean water. Allow to dry and polish with a soft dry cloth. Do not use detergents, aerosol sprays or other polishes.

Various Care and Cleaning Methods

- **Water-Based Cleaner:** Spot clean, using the foam only from a water-based cleaning agent, such as a mild detergent or non-solvent upholstery shampoo product. Apply foam with a soft brush in a circular motion. Vacuum when dry. Pretest small area before proceeding.
- **Solvent Cleaner:** Spot clean, using a mild water-free solvent or dry cleaning product. Clean only in a well-ventilated room and avoid any product containing carbon tetrachloride or other toxic materials. Pre-test a small area before proceeding.
- **Water/Solvent Cleaner:** Spot clean with amid solvent, an upholstery shampoo, or the foam from a mild detergent. When using a solvent or dry cleaning product, follow instructions carefully and clean only in a well-ventilated room. Avoid any product that contains carbon tetrachloride or other toxic materials. With either method, pretest a small area before proceeding.
- **Vacuum Only:** Clean this fabric only by vacuuming or light brushing to prevent accumulation of dust and grime. Water-based foam cleaning agents of any kind may cause excessive shrinking, staining, or distortion of the surface pile and therefore, should not be used.
- **Crypton Cleaning:** Generally stains are removed with plain water and powdered enzyme detergent. Upholstery foam shampoo, water-based cleaning products and germicidal detergents can be used. Be sure to remove all residue from cleaning products with clean water. Do not use solvent-based cleaners or dry cleaning products.

HARD SURFACES

Wood Veneer Finishes: Waxing or polishing catalyzed finishes is not recommended because this will give a greasy, cloudy or uneven appearance to the product and could void your warranty. Global's conversion varnish is best cleaned by wiping the surface with a damp cloth, followed by a soft dry cloth in the direction of the grain. If the surfaces are heavily soiled, a gentle product like "Windex" can be used, following the same instructions as above.

Laminate & Painted Metal Finishes: Using a soft cloth, simply wipe the surface with a mild soap solution or glass cleaner. Always use a dry cloth and circular motion to prevent streaks.



TEXTILES & FINISHES

Textile Price Grades - Global Textiles

Grade 1	Drama, Hudson, Jenny, Mock Leather, Pebbles, Quilt, Sprinkle, Station, Terrace, Urban, Waterfall
Grade 2	Allante, Crescent, Cumulus, Imprint, Match, Oxygen, Quantum, Renewal, Replay, Silhouette
Grade 3	Couture
Grade 4	Non standard GLOBAL textiles
Grade 5	Leather/Mock Leather combination
Grade 6	Non standard GLOBAL textiles
Grade 7	Non standard GLOBAL textiles
Grade 8	Genuine Leather, Non standard GLOBAL textiles
Grade 9	Non standard GLOBAL textiles
Grade 11	Non standard GLOBAL textiles
Grade 10	Non standard GLOBAL textiles
Grade 12	Non standard GLOBAL textiles

Please refer to individual seating series for availability of a particular textile.

The charts above do not include Textiles offered by Alliance Partners: Arc-Com Fabrics, CF Stinson, Designtex, Knoll Textiles, Green Hides, LDI, Luum Textiles, Maharam, Mayer Fabrics, Momentum, and Ultrafabrics.

Blend Seating Textiles

The grid below outlines the grade structure for using multiple textiles on select seating series. Blended textiles occur when one textile is chosen for one part of the chair and a different textile is selected for another part of the chair, resulting in a revised blended grade. For opportunities regarding more than two different textiles, please contact Global CustomerCare for approval process and grading.

FIRST TEXTILE SELECTED

		1	2	3	4	5	6	7	8	9	10	11	12	13	14	15	16	17	18	
SECOND TEXTILE SELECTED	1	1																		
	2	2	2																	
	3	3	3	3																
	4	3	4	4	4															
	5	4	4	5	5	5														
	6	5	5	5	6	6	6													
	7	5	6	6	6	7	7	7												
	8	6	6	7	7	7	8	8	8											
	9	7	7	7	8	8	8	9	9	9										
	10	8	8	8	8	9	9	9	10	10	10									
	11	9	9	9	9	9	10	10	10	10	11	11	11							
	12	10	10	10	10	10	10	11	11	11	12	12	12							
	13	11	11	11	11	11	11	12	12	12	12	13	13	13						
	14	11	12	12	12	12	12	12	13	13	13	13	14	14	14					
	15	12	12	13	13	13	13	13	13	14	14	14	14	15	15	15				
	16	13	13	13	14	14	14	14	14	14	15	15	15	15	16	16	16			
	17	14	14	14	14	15	15	15	15	15	15	16	16	16	16	17	17	17		
	18	15	15	15	15	15	16	16	16	16	16	16	17	17	17	17	18	18	18	

Textile and Color Listings

Grade 1

Drama 65% Olefin / 35% Polyester

D801 Grey	D802 Dusk	D803 Navy Blue	D804 Black	D805 Burgundy	D806 Sage	D807 Beige
D808 Denim Blue	D809 Wheat	D810 Tan				

Hudson 100% Post-Consumer Recycled Polyester

HD02 Cordovan	HD03 Ruby	HD04 Orange	HD05 Wheat	HD06 Meadow	HD07 Coffee	HD08 Grey
HD09 Mocha	HD10 Thyme	HD11 Carbon	HD12 Midnight	HD13 Ocean	HD14 Cerulean	

Jenny 100% Polyester

JN01 Midnite	JN02 Ebony	JN03 Slate	JN04 Russet	JN05 Canyon	JN06 Teal	JN07 Vermilion
JN08 Admiral	JN09 Spruce	JN11 Charcoal				

Mock Leather 100% Polyvinyl Chloride

550 Black	559 Chamois	570 Surf	571 Latte	572 Melon	573 Delta	576 Jade
574 Bronze	575 Rouge	577 Graphite	578 Chaps	579 Cabernet	591 Alpine	

Pebbles 100% Polypropylene

PB01 Clay	PB02 Fawn	PB03 Sea Side	PB04 Stone	PB05 Marine	PB06 Atrium	PB07 Rhapsody
PB08 Ocean	PB09 Asphalt					

Quilt 100% Polyester

QL10 Black	QL11 Charcoal Grey	QL12 Violet	QL13 Poppy	QL14 Navy	QL15 Marine	QL16 Wine
QL17 Mint	QL18 Forrest	QL19 Silver				

Sprinkle 68% Olefin / 32% Polyester

S101 Cabernet	S102 Plum	S103 Barley	S104 Copper	S106 Sapphire	S107 Jade	S108 Stone
S109 Cobalt	S110 Black	S111 Graphite				

Station 61% Recycled Polyester / 39% Polypropylene

SN81 Green Olive	SN82 Sterling Silver	SN83 New Silver	SN84 Wheat	SN85 Sand	SN86 Sapphire	SN87 Tomato
SN88 Copper	SN89 Marine	SN90 Night Time	SN91 Charcoal	SN92 Taupe	SN93 Milk Chocolate	

Terrace 70% Virgin Polyester / 30% Post-Consumer Recycled Polyester

TC60 Lotus	TC61 Tigerlily	TC62 Shadow	TC63 Cobble	TC64 Cherry Blossom	TC65 Bluebell	TC66 Apple
TC67 Haze	TC68 Cerise	TC69 Twilight	TC70 Wintergreen	TC71 Ironwork	TC72 Pine Cone	TC73 Flirt
TC74 Echo						

Urban 62% Recycled Polyester / 32% Polyester

UR10 Red Rose	UR11 Ocean Blue	UR12 Blue Bayou	UR13 Green Grass	UR14 Sandcastle	UR15 Beach Day	UR16 Boardwalk
UR17 Earth	UR18 Brown Ridge	UR19 White Sand	UR20 Granite Rock	UR21 Gravel Road	UR22 Black Coal	

Waterfall 60% Virgin Polyester / 40% Post-Consumer Recycled Polyester

WA40 Trance	WA41 Tryst	WA42 Splash	WA43 Victoria	WA44 Imagine	WA45 Sky	WA46 Rainforest
WA47 Rumble	WA48 Prism	WA49 Tranquility	WA50 Grand	WA51 Rushing	WA52 Magestic	WA53 Pacific
WA54 Dance						

Grade 2

Crescent 100% Nylon with Teflon Designed to color coordinate with Renewal and Quantum fabrics.

700 Cocoa	701 Pear	702 Silver	703 Oatmeal	704 Lemon	705 Flame	706 Stem
709 Ruby	789 Raven	790 Cobalt Blue	792 Cinder Grey	799 Pine	800 Arctic	

Cumulus 60% Recycled Polyester / 40% Rayon with Teflon Designed to color coordinate with Oxygen and Silhouette fabrics.

CU80 Cinnamon	CU81 Sepia	CU82 Ginger	CU83 Steamboat	CU84 Coffee	CU85 Flora	CU86 Raven
CU87 Cyan	CU88 Foliage	CU89 Port				

Imprint 100% Post-Consumer Polyester

IM70 Almond	IM71 Cork	IM72 Sand	IM73 Currie	IM74 Candy Apple	IM75 Ocean	IM76 Navy
IM78 Celery	IM77 Green Tea	IM79 Oregano	IM80 Walnut	IM81 Paprika	IM82 Graphite	IM83 Slate
IM84 Licorice						

Match 100% Recycled Polyester

MT20 Desert	MT21 Sand	MT22 Moss	MT23 Orange	MT24 Sunset	MT25 Blue	MT26 Wave
MT27 Green	MT28 Chocolate	MT29 Burgundy	MT30 Grey	MT31 Quarry	MT32 Black	MT33 Arctic

TEXTILES & FINISHES

Grade 2 (continued)

Oxygen 60% Recycled Polyester / 40% Rayon with Teflon Designed to color coordinate with Cumulus and Silhouette fabrics.

OX01 Cabernet	OX02 Lime	OX03 Verde	OX04 Navy	OX05 Royal	OX06 Chestnut	OX07 Wine
OX08 Nutmeg	OX09 Sable	OX10 Nero				

Quantum 60% Recycled Polyester / 40% Rayon with Teflon Designed to color coordinate with Crescent and Renewal fabrics.

QU20 Cinder	QU21 Copper	QU22 Carmel	QU23 Cantaloupe	QU24 Paprika	QU25 Blue Haven	QU26 Forest
QU27 Raspberry	QU28 Azure	QU29 Marbles				

Renewal 70% Nylon / 30% Recycled Polyester with Teflon Designed to color coordinate with Crescent and Quantum fabrics.

RN30 Pewter	RN31 Cork	RN32 Cherry Fields	RN33 Volcanic Ash	RN34 Thunderstorm	RN36 Blue Grass	RN38 Leaf
RN39 Melon	RN40 Blueberry	RN41 Blue Bayou	RN44 Tomato	RN45 Amethyst	RN47 Ochre	

Replay 100% Post-Consumer Recycled Polyester

RP20 Taupe	RP21 Caramel	RP22 Paprika	RP23 Wine	RP24 Ocean	RP25 Navy	RP26 Pistachio
RP27 Moss	RP28 Turquoise	RP29 Teal	RP30 Autumn	RP31 Dark Chocolate	RP32 Slate	RP33 Dove
RP34 Coal						

Silhouette 100% Nylon with Teflon Designed to color coordinate with Cumulus and Oxygen fabrics.

SL20 Asphalt	SL21 Acorn	SL22 Indigo	SL23 Shiraz	SL24 Verdant	SL25 Bronze	SL26 Camel
SL27 Jade	SL28 Sienna	SL30 Charcoal	SL32 Claret	SL35 Hunter	SL36 Sapphire	

Grade 2 (Vinyl) For availability of chair series in Vinyl, please contact a Global Sales Representative.

Allante 100% Vinyl Face / 100% Polyester Backing

A01E Cadet	A02E Light Neutral	A03E Charcoal	A11E Regimental Blue	A13E Galaxy	A17E Burgundy	A18E Wine
A19E Nu-Red	A21E Elephant	A22E Cinnamon	A23E Beach Wood	A24E Teak	A25E Light Sand	A26E Cream
A27E Medium Beige	A29E Light Sandlewood	A31E Light Parchment	A32E Sea Oyster	A33E Espresso	A35E Medium Neutral	A36E Nu-Antelope
A38E Dark Pewter	A40E Nu-Shale	A41E Grey	A42E Bisque	A43E Black	A44E Ash	A45E Medium Grey
A46E Pearl Grey	A48E White	A49E Tundra	A50E Harvest	A51E Magnolia	A52E River Blue	A53E Meadow
A54E Hideaway	A55E Sea Cruise	A56E Reef	A57E Parrot	A58E Khaki	A50E Tumbleweed	A60E Cayenne
A61E Butterscotch	A62E Twine	A63E Mango				

Grade 2 (Recycled)

Couture 100% Post-Consumer Polyester

CE70 Champagne	CE71 Mocha	CE72 Pecan	CE73 Raspberry	CE74 Sapphire	CE75 Neptune	CE76 Lake
CE77 Willow	CE78 Sassy	CE79 Fudge	CE80 Persimmon	CE81 Carbon	CE82 Sterling	CE83 Peat

Grade 5

Genuine Leather/Mock Leather combinations 100% Leather / 100% Polyvinyl Chloride

450/550 Black	459/559 Chamois	470/570 Surf	471/571 Latte	472/572 Melon	473/573 Delta	474/574 Bronze
475/575 Rouge	476/576 Jade	477/577 Graphite	478/578 Chaps	479/579 Cabernet	491/591 Alpine	

Grade 8

Genuine Leather 100% Leather

450 Black	459 Chamois	470 Surf	471 Latte	472 Melon	473 Delta	474 Bronze
475 Rouge	476 Jade	477 Graphite	478 Chaps	479 Cabernet	491 Alpine	

Panel Fabrics

Grade 1

Agate II 100% Polypropylene

AG21 Bamboo AG22 Linen AG24 Slate AG25 Grey AG27 Mauve

Grade 2

Lola 100% Polyester Designed to color coordinate with Brinx and Mariposa panel fabrics.

LL11 Medium Taupe LL12 Caramel Cream LL13 Straw LL14 Blue Mist LL15 Zucchini LL16 Natural LL17 Cafe Au Lait
LL18 Mortar LL19 Black

Grade 3

Accent 100% Polyester Fabric Grades are different when used on eO+ and GPS II panels. Please refer to 2017 Desking list price book for details.

GC31 Sand Dune GC32 Limestone GC33 Silver Mint GC34 Skyway GC35 Warm Beige GC36 Mid-Grey GC37 Green Olive
GC38 Cloud Blue GC39 Desert Cactus GC40 Cinder Block GC41 Sage Brush GC42 Brickworks

Brinx 100% Polyester Designed to color coordinate with Lola and Mariposa panel fabrics.

BX01 Taupe BX02 Caramel BX03 Green Apple BX04 Brick BX05 Blue Steel BX06 Bisque BX07 Hot Chocolate
BX08 Golden

Mariposa 100% Polyester Designed to color coordinate with Lola and Brinx panel fabrics.

MA41 Mocha MA42 Blue Ocean MA43 Claypot MA44 Champagne MA45 Granny Smith MA46 Butterscotch MA47 Mixed Taupe
MA48 Wheat

Finishes

Seating Finishes - Metal: Please consult each Seating Series for finish availability.

Black (BK) Charcoal Grey (CHR) Chrome (CH) Fog (FG) Polished Aluminum (ALU) Tungsten (TUN)

Seating Finishes - Plastic (Duet, Popcorn, and Sonic)

Asphalt Night (BLK) Caribbean Surf (CRS) Coffee Bean (CFB) Daffodil Day (DFD) Ivory Clouds (IVC) Latte Beige (LAB) Lip Smacker (LPS)
Platinum (PLT) Sea Glass (SEG) Tiger Orange (TIO)

Seating Finishes - Wood Seating finishes will not necessarily match Casegoods finishes. This is due to the fact that Seating and Casegoods finishes use different wood species and are manufactured at multiple locations.

Absolute (AAM) Black (BKM) Cherry (ACM) Espresso Cafe (ECM) English Oak (EOM) Fruitwood (TFM) Gray (HGM)
Honey (AHM) Mahogany (TMM) Maple (AVM) Medium Walnut (MWM) Night (ASM) Shaker Cherry (SKM) Walnut (TWM)
WC Cream (WTM) White (WHM) Winter Cherry (WCM)

Desks, Workstations, Tables and Accessories - Laminate

Absolute Acajou (ACJ) Asian Night (ASN) Avant Cherry (AWC) Avant Honey (AWH) Black (BLK) Brushed Cobalt (BRC) Constellation Java (CSJ)
Dark Espresso (DES) Grey (GRY) Hayden Grey (HGT) Quartered Mahogany (QTM) Shaker Cherry (SKC) Storm Grey (SOG) Tiger Fruitwood (TFW)
Tiger Mahogany (TMA) Tiger Maple (TMP) Tiger Walnut (TWL) White (WHT) White Chocolate (WHC) Willow Grey (WGY) Winter Cherry (WCR)

Desks, Workstations, Tables and Accessories - Veneer Wood

Almond Cherry (AMW) Caramel Bamboo (BAMC) Cocoa Walnut (CAW) Coral (CRW) Dark Cherry (DCW) Espresso Walnut (EWW) Evening Oak (EVW)
Grey on Oak (GRW) Hazelnut (HAW) Honey Maple (SMW) Java (JAW) Latte Walnut (LTW) Milestone (MTW) Mocha (MCW)
Natural Maple (MPW) Red Cherry (RCW) Vintage Cherry (VNW) Walnut (WLW) Warm Cherry (WCW) White Maple (WMW)

File Finishes - Standard

Black (BLK) Business Grey (BGR) Charcoal Grey (CGR) Desert Putty (DPT) Grey (GRY) Light Grey (LGR) Nevada (NEV)
Storm Grey (SGR) Tahiti Sand (TSA)

File Finishes - Premium

Bone (F29) Claret (F09) Cloud (F23) Designer White (DWT) Ice (F33) Ivory (F30) Metro (F07)
Moss (F05) Navy (F19) Oyster (F35) Stone (F32) Tungsten 2 (TU2) Willow (F28)

File Finishes - Textured

Black Coffee (U04) Dark Chocolate (T19) Cappuccino (T20) Mocha (J52) Vanilla (J23)

C.O.M. AUTHORIZATION FORM

CUSTOMER INFORMATION


To be completed by the dealer/design firm. Use one form per textile. Incomplete information may delay or prevent approval.

A+D/Dealer/Company Name:			Contact:		
Billing Address:			Phone:		
City:	State:	Zip:	Fax:		
End-User/Project Name:			End-User/Project Registered? YES NO If YES, The Global Quote#:		
Local Global Distribution Center:			Date:		

TEXTILE APPLICATION INFORMATION

SEATING MODEL NUMBER	QUANTITY	SPECIAL INSTRUCTIONS

Textile Name (Series/Style #):		
Textile Color Name and Description:		
Country of Origin:		
Mill or Manufacturer's Name:		
Textile Content (% Cotton, % Poly, % Wool, etc.):		
Textile Width:	Pattern Repeat: VERTICAL HORIZONTAL	Rail Routed? YES NO

TEXTILE DIRECTION	NEW TEXTILE	PREVIOUSLY APPROVED TEXTILE
 <p>STAPLE FABRIC TO THIS FORM IN THE DIRECTION IN WHICH THE FABRIC IS TO BE UPHOLSTERED WITH THE TOP OF THIS PAGE BEING THE SAME AS THE TOP OF THE CHAIR.</p>	<p>NEW TEXTILE Attached textile sample (Minimum 5"x 5" Max 12"x 12") In correct DIRECTION and SIDE.</p>	<p>PREVIOUSLY APPROVED TEXTILE email complete form to: comrequest@globalfurnituregroup.com</p>
	<p>MAIL FORM AND TEXTILE SAMPLE ONLY TO: GLOBAL - COM Department 17 West Stow Road Marlton, NJ 08053 856.596.3390</p> <p>Please contact your local GLOBAL Distribution Center for status of all COM requests. When textile is approved and an authorization number issued, a set of shipping instructions will be faxed or e-mailed to you.</p> <p>Approved textiles are to be shipped to the address that will be included with instructions. Do not ship textiles to the address on this form. Dealer is responsible for the shipping expenses. Brokerage fees will be paid for by Global. However, duties imposed by North American Governments related to textile materials, content and Country of Origin, additional fees may apply and will be billed separately.</p> <p>Please Note: C.O.M Textiles may not be shipped without shipping documents. GLOBAL is not responsible for any material shipped without the authorization number.</p> <p>Please be advised that Global has phased out the use of textiles that contain certain Phthalates, including but not limited to: DEHP (di (2-ethylhexyl) phthalate), DBP (di-n-butyl phthalate), BBP (butyl benzyl phthalate) and DINP (di-isononyl phthalate) (collectively the "Listed Chemicals"). The Listed Chemicals are used in certain types of vinyls. Global cannot accept orders for textiles that contain the Listed Chemicals, if such orders are to be shipped to the U.S.A. or are intended for customer in the U.S.A. If you are not sure if the C.O.M you have selected contains the Listed Chemicals, please contact the manufacturer or supplier of the fabric to verify.</p>	

GLOBAL AUTHORIZATION FORM (TO BE COMPLETED BY GLOBAL)

CAN#:	TEXTILE YARDAGE (REQUIRED FOR THE ORDER):	GU CODE:
SIGNATURE: _____	PRINT NAME: _____	DATE: _____



LEVEL 3 CERTIFIED
Many programs in various categories



LEED PARTNERSHIP PROGRAM
Products can help you earn credits



GREENGUARD CERTIFIED
Gold

THE ENVIRONMENT We believe now more than ever, that it is our responsibility to protect the environment and our precious natural resources for future generations. The growing importance of energy and environmental concerns continues to challenge us in this ever changing marketplace.

As an industry leader, Global continues to take proactive steps towards reducing the negative impacts on the environment. We are building "healthier" offices; investing in Research & Development and new technologies; reducing waste and the consumption of energy; and improving the quality of the air we breathe, all which can have a significant impact on our quality of life.



Epoxy Powder coating process is solvent free. No harmful VOC's or lead. No toxins are released into the atmosphere.

Global's recycled fabrics offer affordable, environmentally responsible alternatives to commercial textiles. We recycle 35,000 lbs of fabric offcuts weekly.



powder paint process:
98% paint recovery and reuse

more recycled fabric
less to the landfill

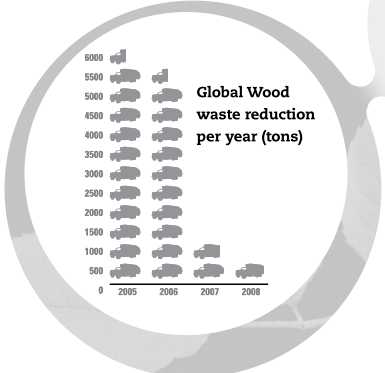
talk to us about our
leed partnership program

we've diverted
90% of our wood waste from landfill in four years



Global has the products and resources to help your projects achieve LEED certification.

New technology allows us to reduce glue usage by 50%. In addition, our polyurethane glue reduces emissions and requires less energy to apply.



For further information on Global's environmental initiatives, please visit <http://www.globaltotaloffice.com/enviro/>

TERMS & CONDITIONS

This illustrated price list has been designed to facilitate fast reference and easy use. All products are categorized into "seating", "desks", "files", "panels", "tables" and "modular furniture", and are listed numerically within their categories. The line drawings match actual photographs (where possible) to aid in instant recognition of the total range within a series.

Sales of Global-The Total Office ("Global") products are made only on Global's standard terms and conditions of sale which are contained in this Price Book. These standard terms and conditions may be modified or supplemented only by a separately written document signed by Global's authorized personnel at its head office in Marlton, NJ. Any term or condition contained in any purchase order or other form used by dealer/purchaser to order goods (including standard, printed language) which is different from, in addition to, or in any way inconsistent with Global's standard terms and conditions shall be of no force or effect whatsoever.

All illustrations, specifications and prices in this book are based on the latest product information available at the time of publication. Global reserves the right to make changes, at any time and without prior notice, to prices, colors, materials, specifications and models offered.

Description

Each product shown or described in this price list is standard Global product. Variations are noted at the beginning of each series. Any variations from what is standard may require additional delivery time and cost and may affect the warranty given. Sizes and weights shown are approximate and are subject to slight changes from time to time.

Prices and Payment

The prices shown in this book, as well as those quoted by Global, are in United States dollars for orders shipped to destinations in the U.S. and Mexico.

If shipping date requested is more than 90 days from date of order, Global shall have the right to use published list prices effective at the time of shipment.

Orders are invoiced at the time of shipment. Terms of payment are net 30 days from date of invoice (1% 15 days) unless otherwise stated. The customer agrees that Global shall have the right to enforce a charge amounting to 1.5% per month (18% per year) on invoices outstanding more than 30 days.

If dealer/purchaser's most recent annual net volume is less than \$5,000.00, payment must be made in advance.

Any products sold by Global shall remain the personal property of Global until fully paid.

Prices are suggested list prices only and are subject to change without notice. Global will, however, attempt to keep dealer/purchasers up-to-date on all developments including price changes.

Taxes

All prices shown in this book are exclusive of sales, use, excise and other applicable taxes and are the dealer/purchaser's responsibility as per the invoice issued by Global. If dealer/purchaser claims an exemption from such taxes, it shall be the dealer/purchaser's responsibility to furnish Global with an appropriate exemption certificate at time of order.

Ordering Information

To avoid errors and/or duplication Global requires that all orders be submitted in writing. All orders submitted to Global in writing will be acknowledged on Global's acknowledgement forms governing the transaction. The details appearing on this acknowledgement will describe the items to be shipped and the approximate shipping date. It is the dealer/purchaser's responsibility to determine that the information in the acknowledgment is correct. In the event of an error, the dealer/purchaser must notify Global immediately by telephone followed by written confirmation. Shipping dates are assigned to orders based on the item having the longest manufacturing lead time.

When ordering, please provide the following information:

- 1) Account number (if possible)
- 2) P.O. number
- 3) "Bill to" and "ship to" name and address
- 4) Complete model number
- 5) Description
- 6) Options:
 - a. Upholstery fabric type and color (specify by name and number)
 - b. Color of paint finish, laminate or wood (if applicable)
 - c. Trim options (frame)
 - d. Arms
 - e. Base, Casters
 - f. Mechanism
 - g. Accessories

Dealer/purchaser is responsible for providing correct information when placing an order. Orders with incorrect information (finish, etc.) will be scheduled for manufacturing upon receipt of complete information.

All phone orders must be confirmed in writing by the customer within 7 days.

To prevent a delay in processing orders, please specify delivery routing.

Changes and Cancellations

After the date of Global's acknowledgment of a dealer/purchaser's order, the order may not be changed or cancelled by dealer/purchaser without the written consent of Global. Special order items, C.O.M. and fabric-covered items already in production are not subject to change or cancellation under any circumstances. Fabric-covered items are considered to be in production once the fabric is scheduled for cutting. Other standard items already in production are subject to a minimum 35% cancellation charge.

Errors and Omissions

All quotations, acknowledgements and invoices are subject to corrections for any errors and omissions.

FINISHES

Seating Finishes

Where painted frames are not a standard color, there is a one time charge of \$578.00 list price per-order for custom wood staining/color matching. Restrictions may apply. The customer must provide a 3" x 3" color chip/sample. Non-standard finishes must be approved by Global prior to acceptance of order.

File Finishes

All non-standard finishes must be approved by Global prior to acceptance of order and may be subject to an upcharge.

Laminated Tops - Pricing for all non-standard finishes and sizes must be provided by Global Customer Service and may be subject to an upcharge.

Desk Finishes

Because the distinctive characteristics and the nature of wood products cause variations, exact matches are not always possible.

Global has launched a finishes program between marketing companies within the Global Group to match products as best as possible when same finishes are specified.

C.O.M. (Customers Own Material)

Use of Customer's Own Material must be approved by Global prior to acceptance of order. Please refer to page 348 of the Price Book and fill out the Authorization Request Form. Photocopy and use this form as often as necessary. The customer must provide a 12" x 12" fabric sample and advise how the fabric is to be applied.

Fabric yardage requirement will be advised by the factory, and additional yardage may be required if pattern requires matching. Yardage shown in the List Price Book does not allow for pattern repeat/matching.

Send to the address provided on shipping document upon approval from Global. If C.O.M. is difficult to apply or if product shall be modified, extra charges shall be made. Global reserves the right to cancel an order at any time if C.O.M. is inadequate for any reason. Customer's Own Material must be shipped freight and duties paid to our factory. Such shipment must be fully identified with purchaser's order number, RGA # provided by Global, and the item for which material is intended. Performance of C.O.M. when applied to product is the sole responsibility of the purchaser. Global's standard product warranty shall not apply to C.O.M. Use of C.O.M. will not reduce the published list price.

Textile Grading

All products are priced according to their standard fabric and fabric grade. Lower grade fabrics are available (unless otherwise specified) at same price as standard.

The listing of prices for each model indicates the prices for higher upholstery grades. Prices are based on yardage in imperial measurements.

TEXTILE PRICE GRADES - GLOBAL TEXTILES

Grade	Upholstery (Seating Fabrics)
1	Drama, Hudson, Jenny, Mock Leather, Pebbles, Quilt, Sprinkle, Station, Terrace, Urban, Waterfall
2	Allante, Crescent, Cumulus, Imprint, Match, Oxygen, Quantum, Renewal, Replay, Silhouette
3	Couture
5	Leather/Mock Leather Combination
8	Genuine Leather

Grade Upholstery (Panel Fabrics)

1	Agate II
2	Coordinate, Lola
3	Accent, Brinx, Mariposa

The charts above do not include Textiles offered by Alliance Partners: Arc-Com Fabrics, CF Stinson, Designtex, Knoll Textiles, Green Hides, LDI, Luum Textiles, Maharam, Mayer Fabrics, Momentum, and Ultrafabrics.

Upholstery Coverings

Slight variations in color may occur between dye lots. Although Global attempts to minimize these variances, they do occur and must be accepted as normal and will not be considered defects.

Yardage

Required yardage (ydg) is based on unmatched materials with widths of 54" for seating, 63" for GPS panels. Yardage calculations are based on imperial measurements.

Arms

A wide selection of arms are available for some series. See Arm Charts for details.

Delays

Global's shipping confirmation will state a shipping date which is Global's best estimate at the time the order is acknowledged. However, Global shall not incur any obligation or liability to Purchaser for failure to ship by specified date unless Global has agreed to an unequivocal shipping date in a separately signed written document executed by its authorized personnel at its head office. In addition, Global shall not be liable for any loss or damage resulting from any delay or failure in shipment or other failure to perform all or any part of the agreement between the parties with respect to the goods shown on the face of the order acknowledgement where such delay, failure, loss or damage is the proximate result of any act of any governmental authority or political subdivision thereof, revolution, riot, civil disorder or disturbance, delay or default in transportation, strike disputes among or between labor unions or other labor disputes, delay or inability in obtaining materials and facilities, fire, flood, act of God or any cause not within the reasonable control of the company, whether of the class of causes enumerated or otherwise.

F.O.B.

F.O.B. point is Global's Factory, Downsview, Ontario, Canada, or any Global Regional Distribution Center.

UPS Shipments

Seating products marked with a UPS symbol are packaged for UPS-able shipments.

Handling

A \$25. net handling charge per shipment will be applied for non UPS-able orders of less than \$2000. list.

Special Delivery Requirements

Global's delivered pricing provides for dock delivery during normal business hours (considered to be 8 am to 4 pm Monday through Friday) to customer/end user only. Additional delivery requirements such as inside delivery, lift gate, limited access sites, installations and weekend deliveries will incur an additional expense and will be the responsibility of the dealer.

Service

Service requests are normally the responsibility of Global's authorized dealers. Where this cannot be accomplished on a local level, service problems should be referred to Global's Customer Service Department in the nearest distribution center.

Returns

No returns of goods will be accepted without written consent and shipping instruction of Global. A minimum re-stocking charge of 35% is made on all authorized returns for credit or refund, provided goods are received by Global in the condition in which they left the factory. This

may increase depending on the type of product. Global's Return Goods Authorization (R.G.A.) numbers must appear prominently on all authorized returns. Global will not be responsible for freight costs. No credit will be given if goods cannot be reused as new. Special order items, non-stock items and C.O.M. products are in no event subject to return. All returns must be approved and authorized in writing by Global Customer Service. Global reserves the right to refuse delivery of any unauthorized returns.

Claims

All goods are sold F.O.B. plant or Global Distribution Center. Global is not responsible for damage which occurs in transit (or in storage). The carrier signs for all goods received in apparently good order. It is the dealer/purchaser's responsibility to examine goods upon receipt and to file any claims with the carrier for losses or damage to the product occurring during transit, including concealed damage.

Any claims made against Global for apparent defects, errors or shortages must be made by the dealer/purchaser, in writing, within 15 working days after any delivery. Failure by the dealer/purchaser to make any claim against Global within 15 days shall constitute acceptance of the goods and a waiver of any apparent defects, errors or shortages.

Suspension

In the event that the dealer/purchaser defaults in the payment of any sum due to Global, or in the event the dealer/purchaser's financial condition becomes unsatisfactory to Global, Global shall have the right to defer or discontinue shipment of any goods until such time as the default is cured or the dealer/purchaser provides assurance of payment to Global.

Copyright

All catalogs, photographs, drawings, price lists and other printed material are protected by copyright. All rights reserved.

Trademarks

All trademarks are owned by Global Total Office other than OBUSFORME™ which is owned by OBUSFORME LTD. and are used under license. OBUSFORME® and the distinctive backrest design are registered trademarks of OBUSFORME LTD.

Designs and Patents

Many of the products produced by Global are protected by design registrations, design patents and/or patents. Design and specifications are subject to change, discontinuance or additions without notice.

Cubic Measure

The stated cubage is an approximate cubic foot measure to calculate freight costs. The figure shown is the volume for one carton and is subject to change without notice. It is most economical to purchase the specified number per carton.

Combined Shipments

Global will make every effort to combine shipments and orders on written request. However, Global cannot be held responsible where such request is not complied with.

Offer of Sale

Possession of this price list or any other literature shall not imply the company's willingness to sell to the holder and shall not be construed as a direct offer of sale.

If a conflict arises between: (i) prices found in software support packages furnished to the customer by Global or by any other source on behalf of Global; and (ii) Global's current printed price lists, then the most current shall prevail.

Disclaimer

All dimensions are in inches. Prices shown are current manufacturer's suggested list prices at the time of printing. All applicable taxes are extra. Descriptions, specifications and prices are subject to change without notice. Errors and omissions are subject to correction.

Flammability

The foam used in Global chairs meets the requirements of California TB117. In addition, a number of Global seating models can be certified to California TB133. This available certification can be done when selected seating models are upholstered in specific fabrics. The list of certifiable seating models and available fabrics changes from time to time. Please contact Customer Service for a list of certifiable models and upholstery materials.

Special CAL 133 Upcharges

All plastic series/models within the Duet, Popcorn, and Sonic series do not have an upcharge (\$0). All Vion models with mesh backs require a \$150 list upcharge. All Softcurve models require a \$209 list upcharge. Please see Chart below for additional upcharges on products that can be certified to California TB133.

This list price book is effective as of January 1st, 2017.

For periodic updates, please check the PDF at www.globalfurnituregroup.com. After login, select INFORMATION, then GLOBAL, and then PRICE BOOK/PRICING. Global warrants that all commercial products are free from defects in material and workmanship, for the life of the product, to the original purchaser.

CAL 133 UPCHARGES

PRODUCT CATEGORY	SERIES	FABRIC	VINYL	LEATHER
Plastic Stacking/Nesting w/ Upholstered Pad(s)	All Series	\$74	\$74	\$74
Guest, Task, Management, Conference, Executive	All Series	\$110	\$110	\$110
Lounge — Single Seat	All Series	\$209	\$209	\$209
Lounge — 2 Seate	All Series	\$314	\$314	\$314
Lounge — 3 Seater	All Series	\$418	\$418	\$418

LIFETIME WARRANTY

Global will repair or replace, at Global's option, as the sole remedy for any defect covered by the warranty. The warranty applies to products manufactured after January 1, 2011.

General Commercial Seating

Global's warranty for general commercial seating covers all chair components including pneumatic cylinders, bases, casters, glides, frames, arms, plastic seats, backs and other structural components.

Exceptions to the warranty for general commercial seating are as follows:

- Foam, textiles (as sampled on Global branded and textile program cards), mesh material and electrical devices, are warranted for five (5) Years
- Control mechanisms are warranted for twelve (12) Years

The warranty applies to single shift, standard commercial usage, defined as a standard eight (8) hour day, forty (40) hour week for users weighing up to 300 pounds. ObusForme Comfort XL falls under the General Commercial Seating Warranty with the exception the weight rating is for users up to 400 pounds.

Heavy Duty Seating

Global offers products designed for multiple shift applications (24 hours a day / 7 days a week) and larger individuals weighing up to 350 and/or 500 pounds (depending on series and/or model). Global warrants these products for twelve (12) years to the original purchaser. All components (including control mechanisms, pneumatic cylinders, bases, casters, glides, frames, arms, plastic seats/backs, etc.) are covered for 24/7 applications under the warranty. The exceptions are foam and textiles, which are covered for five (5) years. Textiles on these products must exceed 100,000 double rubs for the textile portion of the warranty to apply. Heavy Duty product series that apply under this warranty currently include: Concord Executive 24 hour, Dexter/Dexter+, Granada TS, Granada Deluxe TS, Malaga TS, Mallorca TS, Maxima II, ObusForme Comfort TS, Robust, Saxon, Stamina+, Truform TS, Vion TS and Yorkdale TS.

Light Use Seating

Global offers light use seating that is warranted for ten (10) years for the original purchaser. The warranty covers all components (frames, glides, and arms). The foam/textiles are warranted for five (5) years. The warranty on these light use series is for an eight (8) hour day, forty (40) hour week for users up to 200 pounds. Light use product series that apply under this warranty currently consists of Key series.

Textiles

Global warrants Global branded textiles and Alliance Partner carded textile programs inclusive of fabrics, vinyls and leather products for five (5) years. Alliance Partner carded textile programs are currently with Arc-Com Fabrics, CF Stinson, Designtex, Knoll Textiles, Green Hides, LDI, Luum Textiles, Maharam, Mayer Fabrics, Momentum, and Ultrafabrics. Global does not warrant COM (Customer Own Materials) or graded-in materials (non-carded) and purchased by Global for a customer. For graded-in or COM products, please contact the textile supplier for performance information and warranty details.

Seating Warranty Summary

Seating Type	Components Warranty For Original Purchaser	Use Time For Warranty Coverage	Exceptions
General Commercial Seating	Lifetime	8 Hours/5 Days Per Week	Foam/Textiles/Mesh/Electrical Devices - 5 Years Control Mechanisms - 12 Years
Heavy Duty Seating	12 Years	24 Hours/7 Days Per Week	Foam/Textiles - 5 Years
Light Use Seating	10 Years	8 Hours/5 Days Per Week	Foam/Textiles - 5 Years

Files, Desks, Modular Furniture, Tables, Panels & Accessories

Global warrants all components of metal storage and filing, laminate and wood veneer desks, laminate and wood veneer tables, metal leg components and panels for the lifetime of the product to the original purchaser.

Exceptions to the warranty for Files/Desks/Tables and Panels are as follows:

- Electrical devices, panel and tackboard textiles, adjustable keyboard mechanisms/lecterns/coat trees and task lights – five (5) Years
- Folding tables (laminate and Lite Lift II models) – one (1) Year

Files, Desks, Modular Furniture, Tables, Panels & Accessories Warranty Summary

Product Type	Components Warranty For Original Purchaser	Exceptions
Metal Storage and Filing	Lifetime	None
Laminate/Wood Veneer Desks and Modular Furniture	Lifetime	Tackboard Textiles , Electrical Devices,Task Lights - 5 Years
Productivity Solutions - Foli Height Adjustable Tables	Lifetime	Steel components - 10 Years, Moving components - 5 Years, All electrical components - 2 Years
Boardroom, Conference and Training Tables	Lifetime	Electrical Devices - 5 Years
Panels	Lifetime	Panel Textiles, Electrical Devices, Task Lights - 5 Years
Coat Racks and Lecterns	5 Years	None
Folding Tables (Laminate & Molded)	1 Year	None

Global's Warranty does not apply (for any product category) to the following:

- Failures due to wear and tear
- Failures which result from negligence, abuse, accident or misuse
- Failure to apply, install or maintain products according to Global's written instructions and warnings
- Modifications, attachments or repair methods not approved by Global
- Damage caused by a carrier in transit, or delivery/installation contractors
- The matching of colors, grains or textures (wood, leather, etc.) of natural materials and color matching of textiles
- Products exposed to extreme hot or cold temperatures or excessively dry or humid environments
- Colorfastness or the matching of color of textiles
- Damage by markings or staining; damage by sharp objects or imprinting from instruments
- Damage to textiles or laminate and wood surfaces/edges from exposure to sunlight (including UV rays)
- Products used for rental purposes

Global's warranty does not cover the costs of transportation or labor. Repair or replacement will be at Global's option.

Global makes no warranty that any of its products are suitable for any particular purpose and makes no other warranties, express or implied, other than those set out here. As codes and standards vary from one jurisdiction to another, references to compliance are solely for convenience and without any representation as to accuracy or suitability. Users must verify the suitability of such information or product for their specific application. In no event shall Global be liable in either tort or contract for any loss or direct, special, incidental, consequential, or exemplary damages.

Global's warranty applies to products sold within the United States of America, Mexico, the Commonwealth of Puerto Rico and Canada.

Global US Headquarters/Distribution Center

17 West Stow Road, P.O. Box 562
Marlton, New Jersey U.S.A. 08053
T (856) 596-3390
T (800) 220-1900
F (856) 596-5684

A \$25 net handling charge per shipment
will be applied for non-UPSable orders of
less than \$2,000 list.

Showrooms

Atlanta

10 10th Street
Suite 150
Atlanta, GA 30309
T (404) 879-0998
F (404) 879-9995

Boston

One Harbor Street
Suite 104
Boston, MA 02210
T (617) 406-5435
F (617) 406-5438

Chicago

The Merchandise Mart
10th Floor, Suite 1035
Chicago, IL 60654
T (312) 755-0843
F (312) 755-0837

Detroit Area

25925 Telegraph Road
Suite 145
Southfield, MI 48034
T (248) 357-7211
F (248) 357-7241

Ft. Lauderdale

Las Olas City Centre
401 East Las Olas Blvd.
Suite 230
Ft. Lauderdale, FL 33301
T (954) 763-2684
T (800) 331-0529
T (954) 763-6870

New York City

386 Park Avenue South
7th floor
New York, NY 10016
T (212) 545-9900
T (888) 315-1301
F (212) 545-5826

Philadelphia Area

119 Greentree Road
Marlton, NJ 08053
T (856) 596-3390
T (800) 220-1900
F (856) 596-4472

Phoenix

4675 E Cotton Center Blvd.
Suite 165
Phoenix, AZ 85040
T (602) 426-0666
T (602) 426-0777
F (602) 426-1148

St. Louis

5 Document Drive
St. Louis, MO 63114
T (314) 432-4463
F (314) 432-4471

Washington, DC

1130 Connecticut Avenue
10th Floor, Suite 1000
Washington, DC 20036
T (202) 659-0230
T (202) 659-0236
F (202) 659-0306

Distribution Centers

Atlanta Area

2124 Evergreen Blvd.
Duluth, GA 30096
T (678) 602-4130
T (800) 220-7328
F (678) 602-4136

Baltimore Area

Troy Hill Corporate Center
7030 Troy Hill Drive
Elkridge, MD 21075
T (410) 379-8021
T (800) 863-7300
F (301) 362-9444

Boston Area

19 Connector Road
Unit 1
Andover, MA 01810
T (978) 470-8463
T (800) 876-8980
F (978) 470-8920

Chicago Area

1879 Internationale Blvd.
Glendale Heights, IL 60139
T (630) 681-2818
T (800) 866-6497
F (630) 681-1631

Cincinnati Area

8712 LeSaint Drive
Fairfield, OH 45014
T (513) 777-0009
T (800) 552-3375
F (513) 777-5863

Dallas Area

2025 West Beltline Road
#100
Carrollton, TX 75006
T (972) 236-1366
T (800) 929-2936
F (972) 236-1372

Denver Area

16401 East 33rd Drive
Suite 50
Aurora, CO 80011
T (303) 340-1617
T (800) 275-6655
F (303) 340-1657

Ft. Lauderdale Area

560 Sawgrass Corp. Pkwy
Sunrise, FL 33325
T (954) 846-8888
T (800) 331-0529
F (954) 846-8110

Houston Area

7865 Northcourt Road
Building D, Suite 200
Houston, TX 77040
T (713) 695-5777
T (800) 935-6468
F (713) 695-5778

Los Angeles Area

12320 Bloomfield Avenue
Unit A
Santa Fe Springs, CA 90670
T (562) 484-9686
T (800) 640-0301
F (562) 484-9685

Minneapolis Area

2000 Freeway Boulevard
Brooklyn Center, MN 55430
T (763) 560-8196
T (800) 829-2153
F (763) 560-2098

New Orleans Area

901 South Labarre Road
Suite 201
Metairie, LA 70001
T (504) 834-6228
T (800) 275-0663
F (504) 835-9638

Pittsburgh Area

380 Leetsdale Industrial Dr.
Leetsdale, PA 15056
T (724) 385-1200
T (800) 942-9999
F (724) 385-1207

San Antonio Area

6950 Alamo Downs Pkwy
Suite 100
San Antonio, TX 78238
T (210) 684-8450
T (800) 683-4000
F (210) 684-3700

San Francisco Area

44091 Nobel Drive
Fremont, CA 94538
T (510) 897-4150
T (888) 418-4800
F (510) 897-4156

Seattle Area

Oakesdale Commerce Ctr.
820 Southwest 34th Street
Building W7, Suite A
Renton, WA 98057
T (425) 291-9282
T (888) 218-2600
F (425) 291-9287

Kansas City Area

11617 West 81st Street
Lenexa, KS 66214
T (913) 310-9963
T (800) 796-0770
F (913) 310-9976

Tampa Area

10351 Windhorst Road
Tampa, FL 33619
T (813) 621-6272
T (877) 707-3966
F (813) 621-7958



globalfurnituregroup.com

